

US00D660725S

(12) **United States Design Patent**  
**Tsz Hong**

(10) **Patent No.:** **US D660,725 S**

(45) **Date of Patent:** **\*\* May 29, 2012**

(54) **WATCH CASE**

(75) **Inventor:** **Li Tsz Hong**, Tuen Mun (HK)

(73) **Assignee:** **Advance Watch Company, Ltd.**, Long Island City, NY (US)

(\*\*) **Term:** **14 Years**

(21) **Appl. No.:** **29/320,107**

(22) **Filed:** **Jun. 20, 2008**

(51) **LOC (9) Cl.** ..... **10-02**

(52) **U.S. Cl.** ..... **D10/38**

(58) **Field of Classification Search** ..... D10/30-39;  
368/276, 281, 282, 285; 224/172, 164, 170,  
224/177, 178

See application file for complete search history.

D451,036 S *	11/2001	Zuckerman et al. ....	D10/32
D456,275 S *	4/2002	Blauner et al. ....	D10/30
D456,277 S *	4/2002	Streltsov .....	D10/30
D481,959 S *	11/2003	Houlihan .....	D10/30
D493,372 S *	7/2004	Houlihan .....	D10/30
D507,498 S *	7/2005	Hung .....	D10/31
6,982,930 B1 *	1/2006	Hung .....	368/10
D540,695 S *	4/2007	Leung .....	D10/31
D551,991 S *	10/2007	Ohki et al. ....	D10/32
7,341,561 B2 *	3/2008	Tanaka et al. ....	600/503
D588,940 S *	3/2009	Kuchler .....	D10/32
D610,922 S *	3/2010	Lammers-Meis et al. ....	D10/32

\* cited by examiner

*Primary Examiner* — Lucy Lieberman

(74) *Attorney, Agent, or Firm* — Brooks Kushman P.C.

(57) **CLAIM**

The ornamental design for a watch case, as shown and described.

(56) **References Cited**

**U.S. PATENT DOCUMENTS**

1,750,780 A *	3/1930	Mealy .....	24/265 WS
2,443,477 A *	6/1948	Plepla .....	224/172
2,811,294 A *	10/1957	Sand .....	224/172
D228,939 S *	10/1973	Bannwart .....	D10/32
D249,874 S *	10/1978	Lawrence .....	D10/38
D352,464 S *	11/1994	Hysek .....	D10/32
D390,128 S *	2/1998	Toribio .....	D10/32
D425,799 S *	5/2000	Hysek .....	D10/32
D433,342 S *	11/2000	Fox .....	D10/30
D441,663 S *	5/2001	Streltsov .....	D10/30
D447,960 S *	9/2001	Blauner et al. ....	D10/30

**DESCRIPTION**

FIG. 1 is a front elevation of a watch case showing my new design;

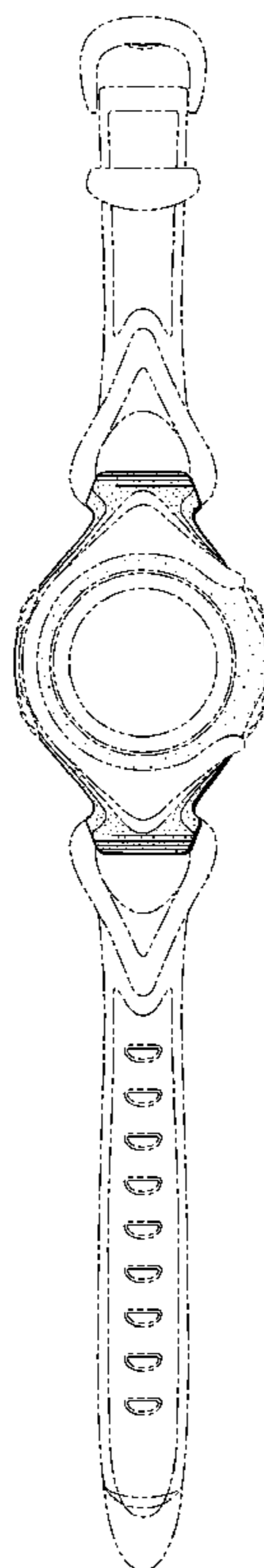
FIG. 2 is a rear elevation thereof;

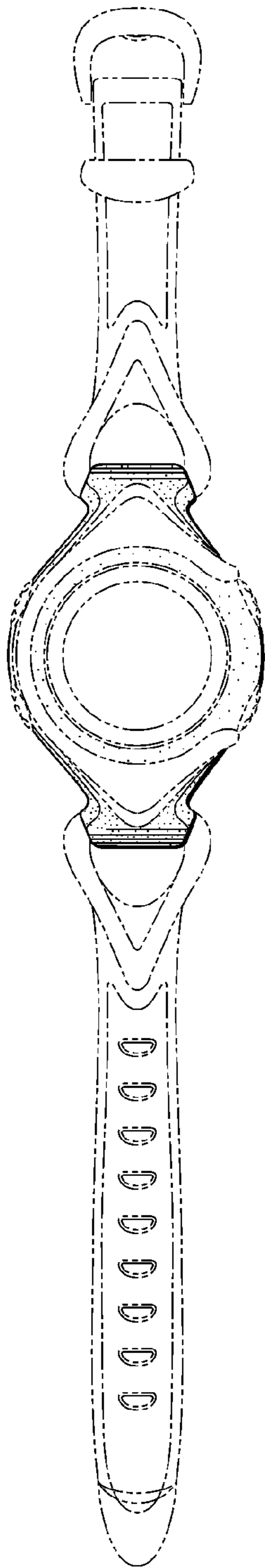
FIG. 3 is a right side elevation thereof; and,

FIG. 4 is a rear perspective view of the watch case on an enlarged scale.

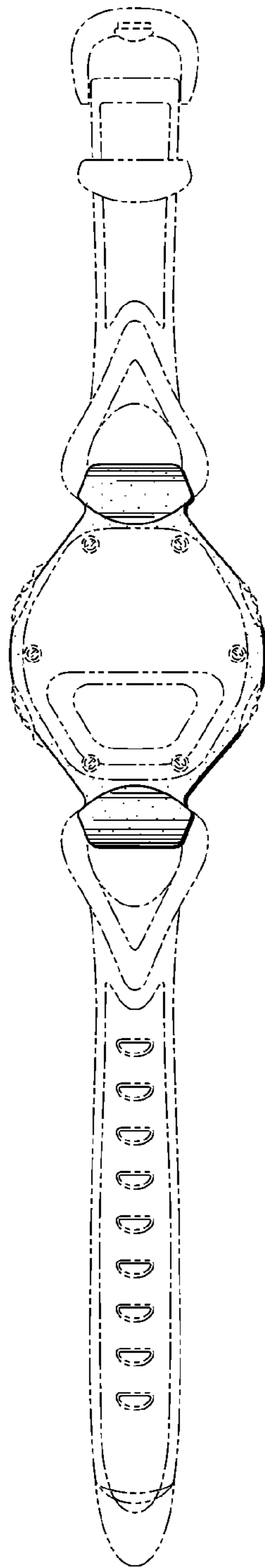
The broken lines are for illustrative purposes only and form no part of the claimed design.

**1 Claim, 2 Drawing Sheets**

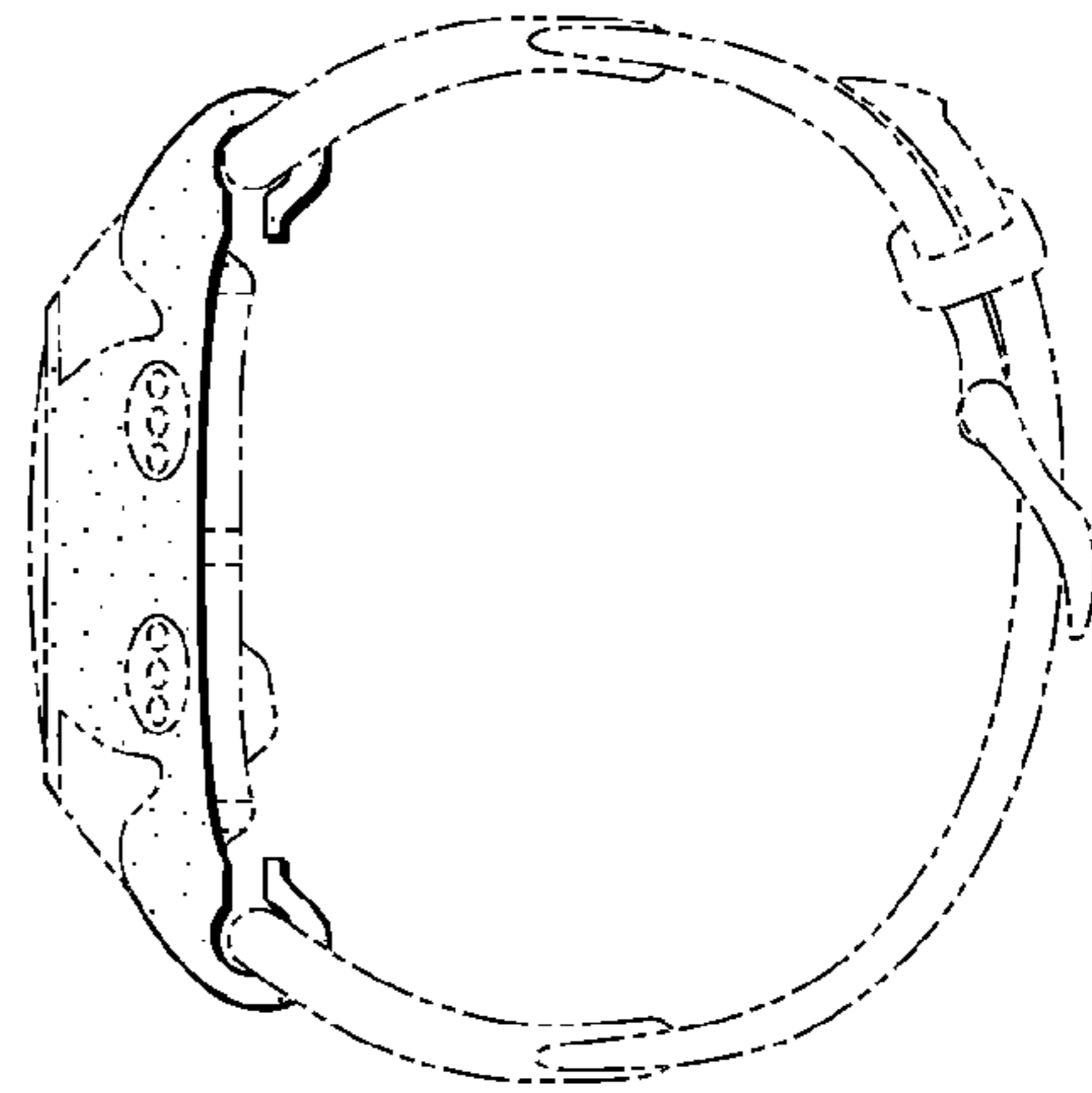




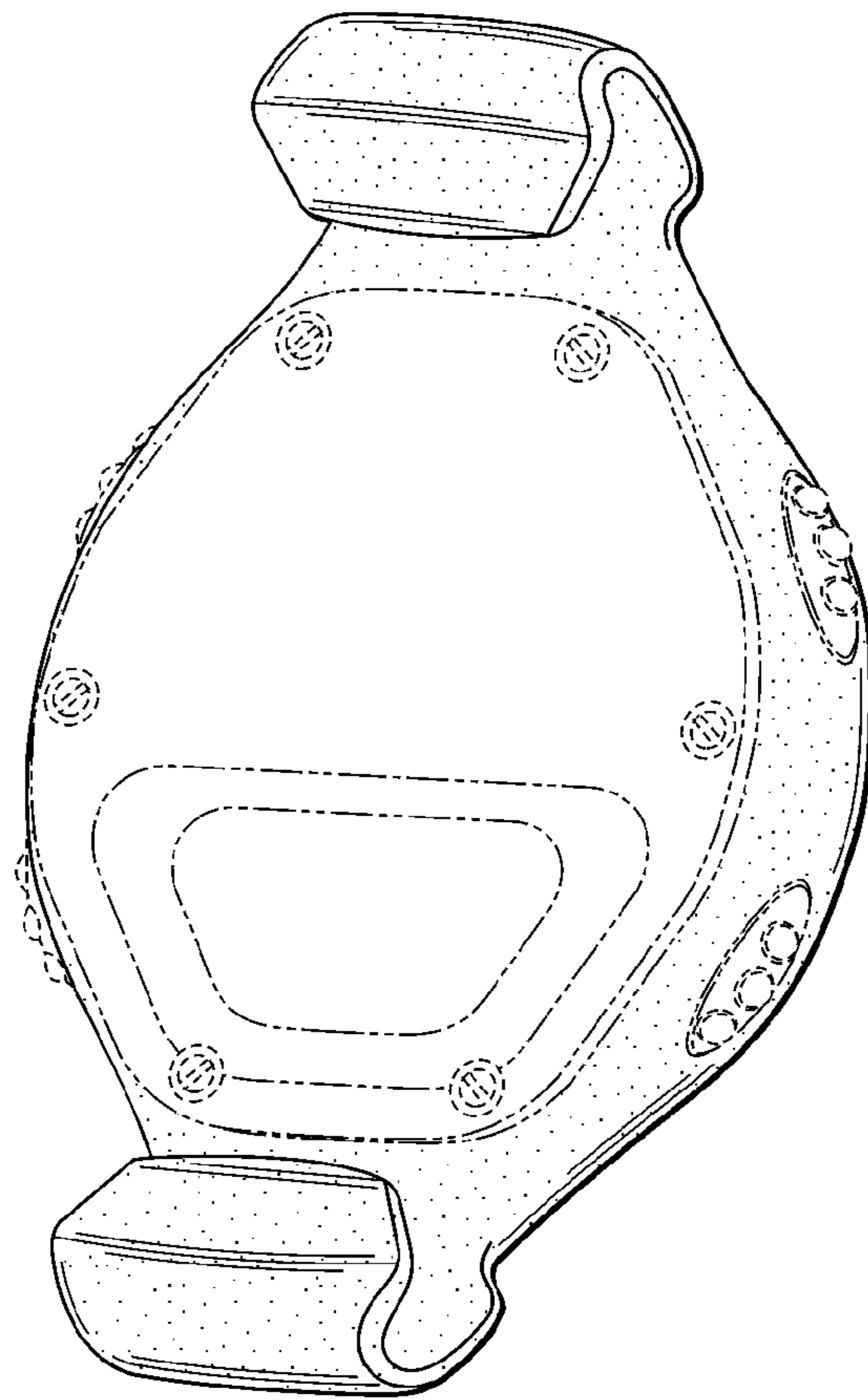
*Fig. 1*



*Fig. 2*



*Fig. 3*



*Fig. 4*