



US00D660709S

(12) **United States Design Patent**
McMahon et al.

(10) **Patent No.:** **US D660,709 S**
(45) **Date of Patent:** **** May 29, 2012**

(54) **CONTAINER PANEL**

(75) Inventors: **Michael McMahon**, Bethel Park, PA (US); **Craig Caldwell**, Slippery Rock, PA (US); **Megan Cox**, Pittsburgh, PA (US)

(73) Assignee: **H.J. Heinz Company**, Pittsburgh, PA (US)

(**) Term: **14 Years**

(21) Appl. No.: **29/385,902**

(22) Filed: **Feb. 22, 2011**

(51) **LOC (9) Cl.** **09-01**

(52) **U.S. Cl.** **D9/516**

(58) **Field of Classification Search** D9/516,
D9/530, 541-543, 549-551, 555-556, 558-559,
D9/568-569, 571-574; 215/379, 382, 384;
220/660, 662, 669-673, 675

See application file for complete search history.

(56) **References Cited**

U.S. PATENT DOCUMENTS

D20,830 S	6/1891	Heinz	
D43,137 S	10/1912	Eichhorn	
D43,437 S	1/1913	Sanford	
D44,763 S *	10/1913	Haley	D9/529
D44,764 S	10/1913	Haley	
D46,131 S	7/1914	Lusk	
D67,264 S	5/1925	Bromley	
D86,408 S	3/1932	Piazzoli	
D87,167 S	6/1932	Noble	
D87,401 S	7/1932	Nitardy	
D92,424 S	6/1934	Piazzoli	
D94,416 S	1/1935	Green	
D113,434 S	2/1939	Petty	
D114,557 S	5/1939	Nitardy	
D125,920 S	3/1941	Lundy	

D127,918 S *	6/1941	Wilson	D9/556
D152,296 S *	1/1949	Smith	D9/571
D161,698 S *	1/1951	Lorenzen	D9/542
D201,400 S	6/1965	Kneeland	
D202,222 S *	9/1965	Heintze	D9/546
3,923,178 A *	12/1975	Welker, III	215/381
D238,552 S *	1/1976	Edwards	D9/556
D242,223 S	11/1976	Welker, III	
D249,866 S	10/1978	Felix	
D291,283 S	8/1987	Taylor	
D291,284 S	8/1987	Taylor	
D310,631 S *	9/1990	Davis et al.	D9/563
D320,554 S	10/1991	Van Dine et al.	
D367,613 S	3/1996	Weiler	
D418,760 S	1/2000	Blank	
D446,729 S	8/2001	Renella et al.	
D480,315 S	10/2003	Sadeghi et al.	
D542,136 S	5/2007	Lilico	
D542,143 S	5/2007	Phillips et al.	
D581,803 S	12/2008	Lepoitevin	
D597,409 S	8/2009	Ruybal	
D608,652 S	1/2010	Eisen	
D640,137 S *	6/2011	Martone	D9/559

* cited by examiner

Primary Examiner — Ian Simmons

Assistant Examiner — Dana L Sipos

(74) *Attorney, Agent, or Firm* — Duane Morris LLP

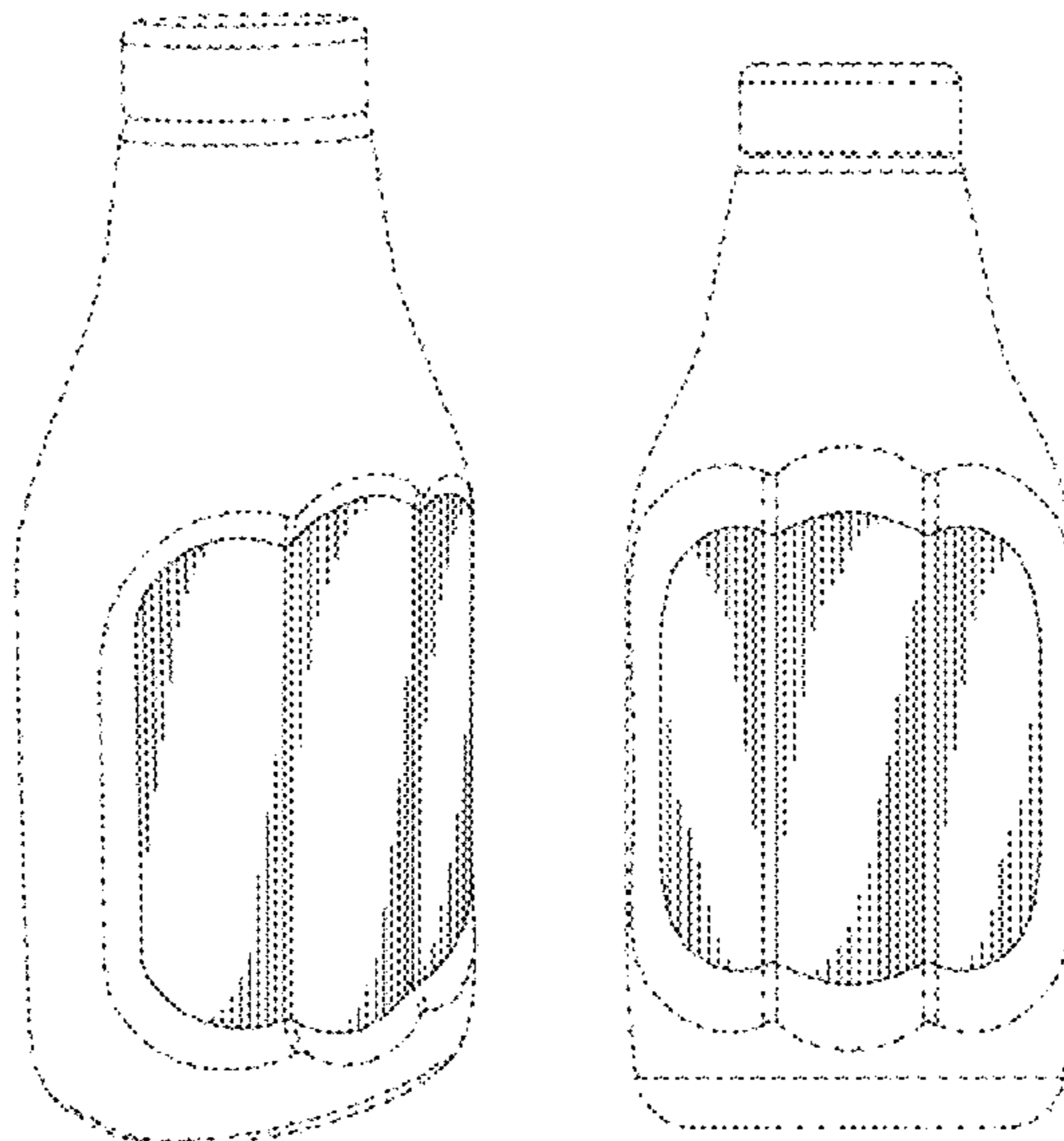
(57) **CLAIM**

The ornamental design for container panel, as shown and described in the Figures.

DESCRIPTION

FIG. 1 is a perspective view of the container panel; FIG. 2 is a front view of the container panel; and, FIG. 3 is a right side view of the container panel. The broken line showing of structure is for illustrative purposes only, and forms no part of the claimed design.

1 Claim, 3 Drawing Sheets



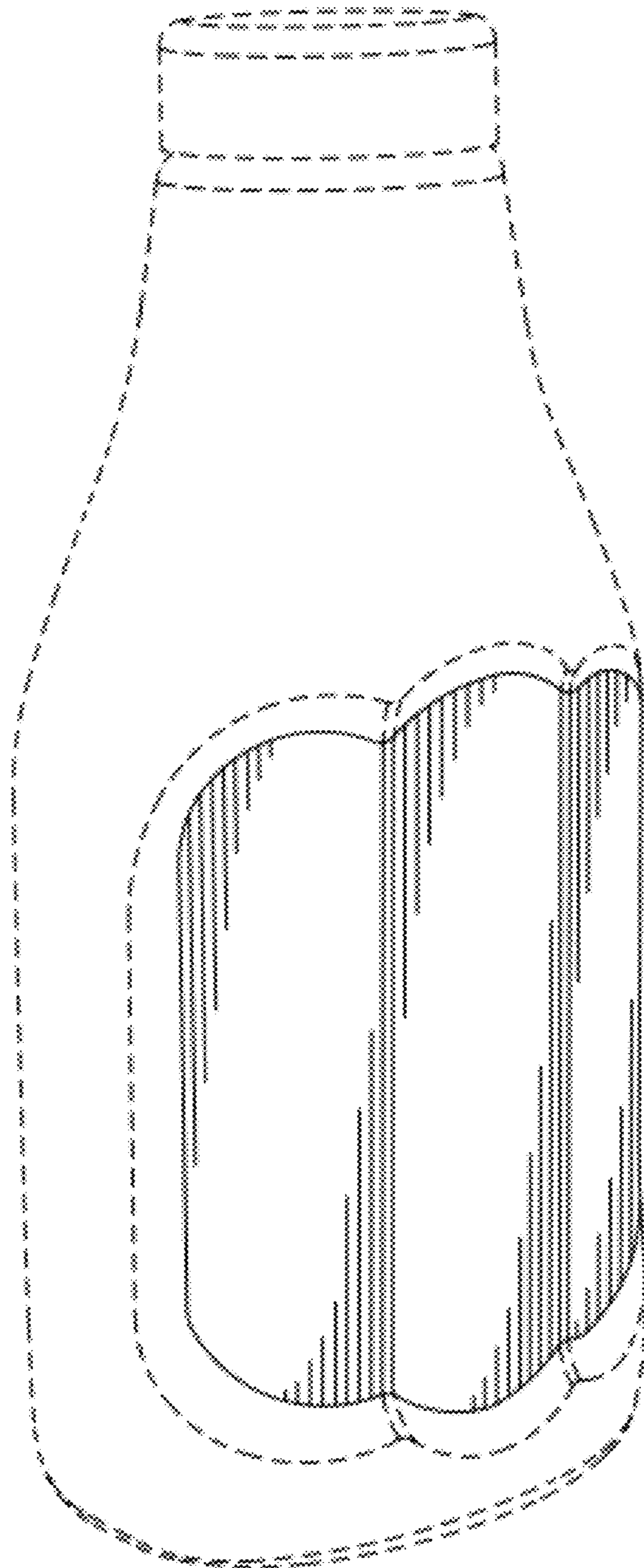


FIG. 1

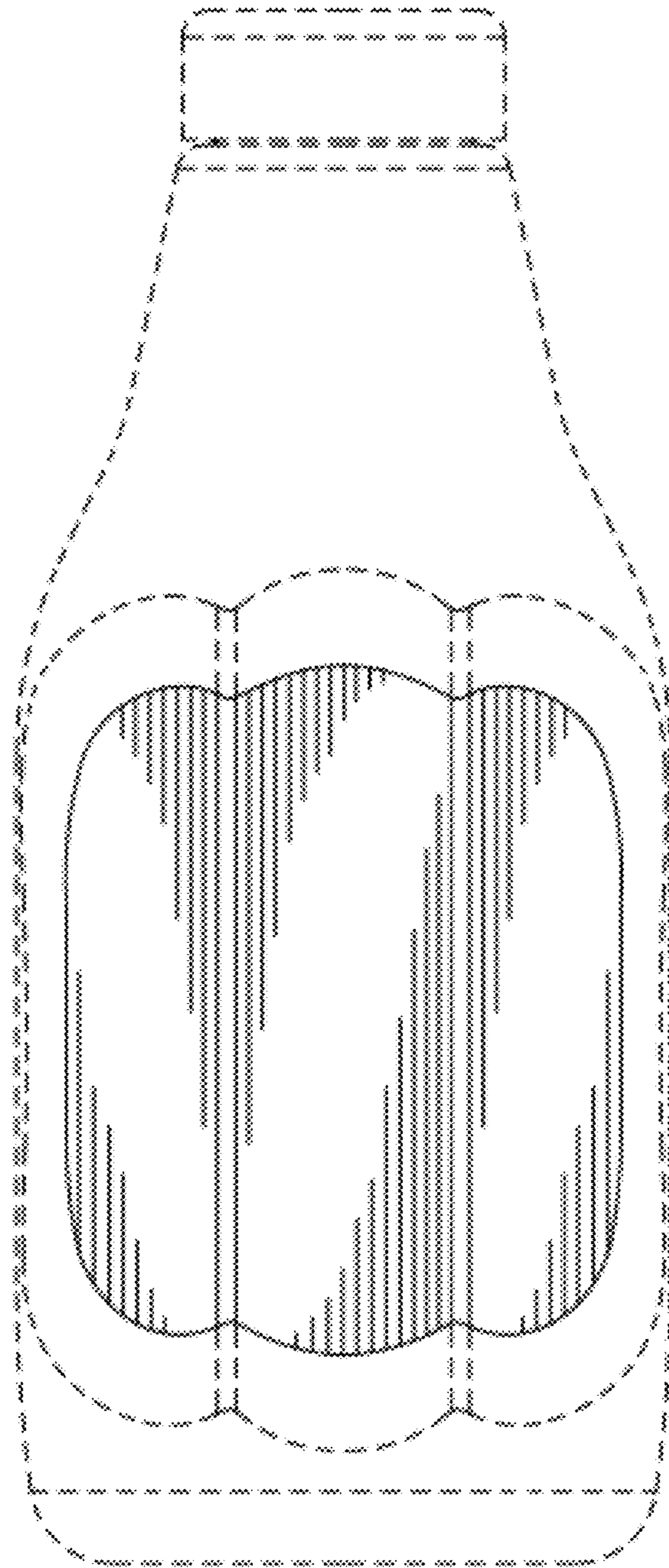


FIG. 2

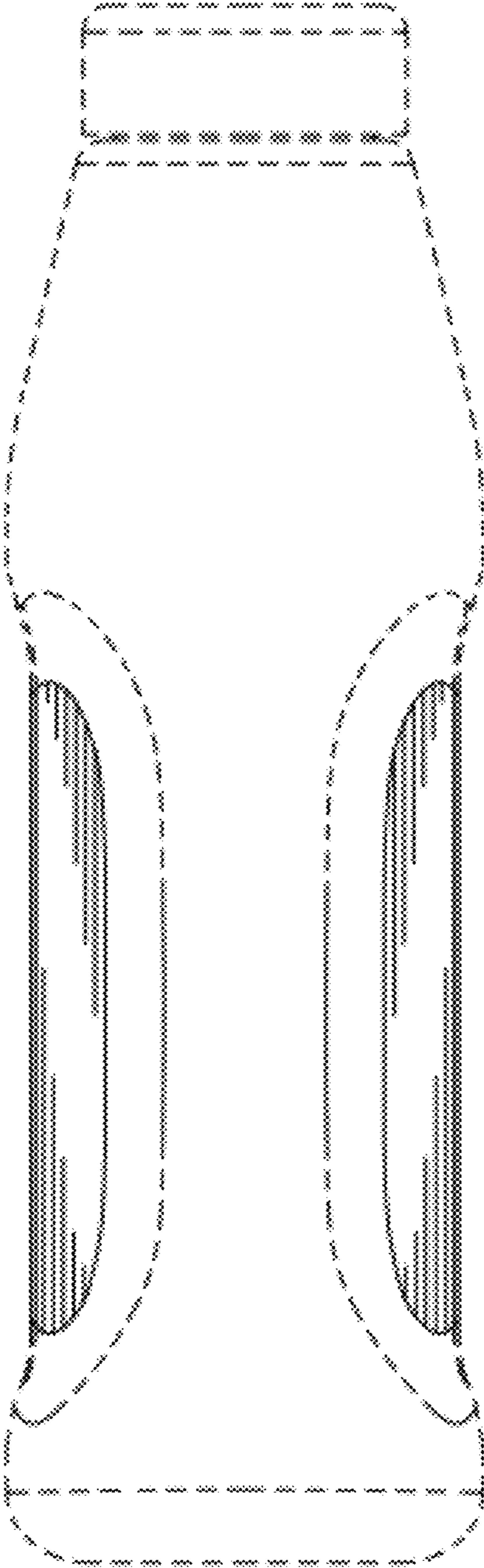


FIG. 3