

US00D660706S

(12) **United States Design Patent**
Mochizuki et al.

(10) **Patent No.:** **US D660,706 S**

(45) **Date of Patent:** **** May 29, 2012**

(54) **SPRAY CONTAINER**

(75) Inventors: **Sayaka Mochizuki**, Tokyo (JP); **Yuichi Toyofuku**, Tokyo (JP); **Tomoko Handa**, Tokyo (JP)

(73) Assignee: **Hisamitsu Pharmaceutical Co., Inc.**, Saga (JP)

(**) Term: **14 Years**

(21) Appl. No.: **29/383,287**

(22) Filed: **Jan. 14, 2011**

(30) **Foreign Application Priority Data**

Dec. 1, 2010 (JP) D2010-028743

(51) **LOC (9) Cl.** **09-01**

(52) **U.S. Cl.** **D9/516**

(58) **Field of Classification Search** D9/516,
D9/550-551, 554, 563-564, 567, 571, 414-415,
D9/432-434, 456-457, 653, 600; D20/11,
D20/19, 22-23, 28, 40, 42; 40/299.1, 306,
40/310-311; 283/56, 81; 229/100, 103.2,
229/103.3, 116.1, 87.18, 89, 406; D14/489;
D19/1

See application file for complete search history.

(56) **References Cited**

U.S. PATENT DOCUMENTS

D6,327 S * 12/1872 Crump D20/27
D414,813 S * 10/1999 Browning D20/23
D470,174 S * 2/2003 Berger D19/1

(Continued)

FOREIGN PATENT DOCUMENTS

JP D1326186 3/2008

(Continued)

OTHER PUBLICATIONS

Vietnamese Office Action, 3-2011-00054, dated Oct. 24, 2011.

Primary Examiner — Dana L Meyrow

(74) *Attorney, Agent, or Firm* — Leydig, Voit & Mayer, Ltd.

(57) **CLAIM**

The ornamental design for a spray container, as shown and described.

DESCRIPTION

The patent or application file contains at least one drawing executed in color. Copies of this patent or patent application publication with color drawing(s) will be provided by the Office upon request and payment of the necessary fee.

FIG. 1 is a front view of a spray container of the present invention.

FIG. 2 is a rear view of the spray container of FIG. 1.

FIG. 3 is a top plan view of the spray container of FIG. 1.

FIG. 4 is a bottom view of the spray container of FIG. 1.

FIG. 5 is a right side view of the spray container of FIG. 1.

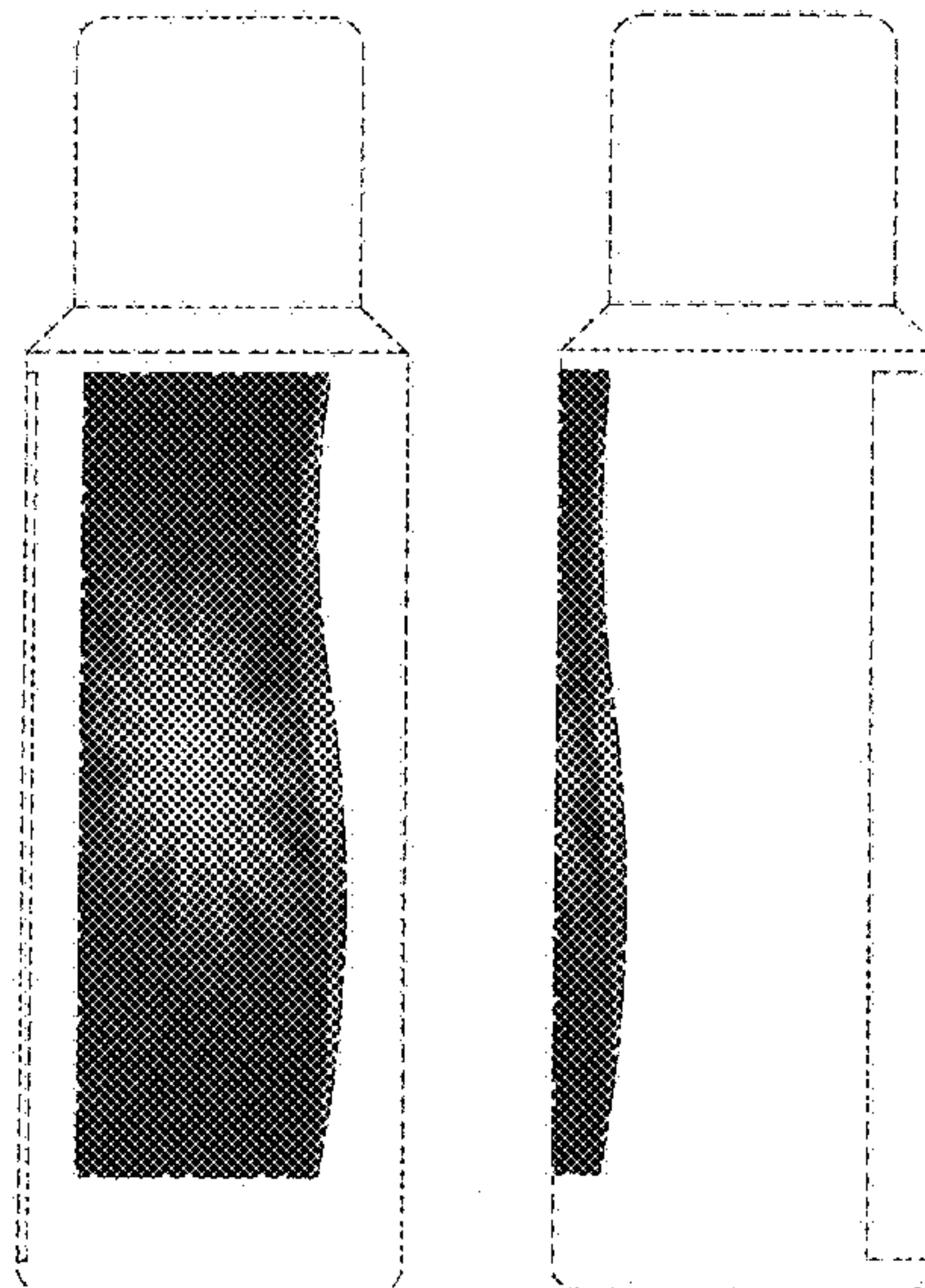
FIG. 6 is a left side view of the spray container of FIG. 1.

FIG. 7 is a perspective view of the spray container of FIG. 1; and,

FIG. 8 is a perspective view of the spray container of FIG. 1, with the unclaimed closure portion removed.

The evenly-dashed broken lines in the drawings illustrate the portions of the design that form no part of the claim. The dot-dash broken lines in the drawings represent the bounds of the claimed subject matter, the dot-dash lines, themselves forming no part thereof.

1 Claim, 4 Drawing Sheets
(3 of 4 Drawing Sheet(s) Filed in Color)



US D660,706 S

Page 2

U.S. PATENT DOCUMENTS

D528,658 S * 9/2006 Mueller et al. D24/189
D548,348 S * 8/2007 Nash D24/189
D558,058 S * 12/2007 Raso D9/600
D577,294 S * 9/2008 Suxdorf D9/669
D578,893 S * 10/2008 Rosinski et al. D9/526
D581,805 S * 12/2008 Suxdorf D9/685
D585,285 S * 1/2009 Rosinski et al. D9/526
D585,287 S * 1/2009 Rosinski et al. D9/526
D592,242 S * 5/2009 Smith et al. D19/1
D592,243 S * 5/2009 Smith et al. D19/1

D610,451 S * 2/2010 Rippe D9/435
D617,843 S * 6/2010 Heinke D20/23
D622,611 S 8/2010 Powers et al.
D648,214 S * 11/2011 Gonzalez et al. D9/434
D651,916 S * 1/2012 Mochizuki et al. D9/624

FOREIGN PATENT DOCUMENTS

TW D109400 3/2006
TW D109579 3/2006

* cited by examiner

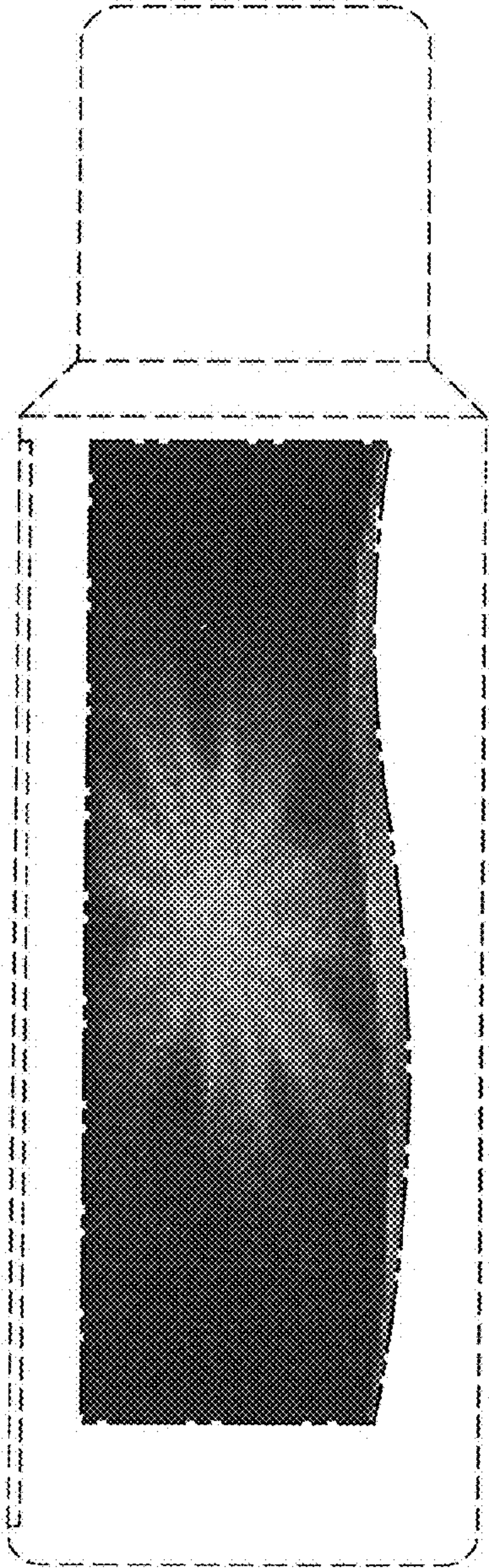


FIG. 1




FIG. 2

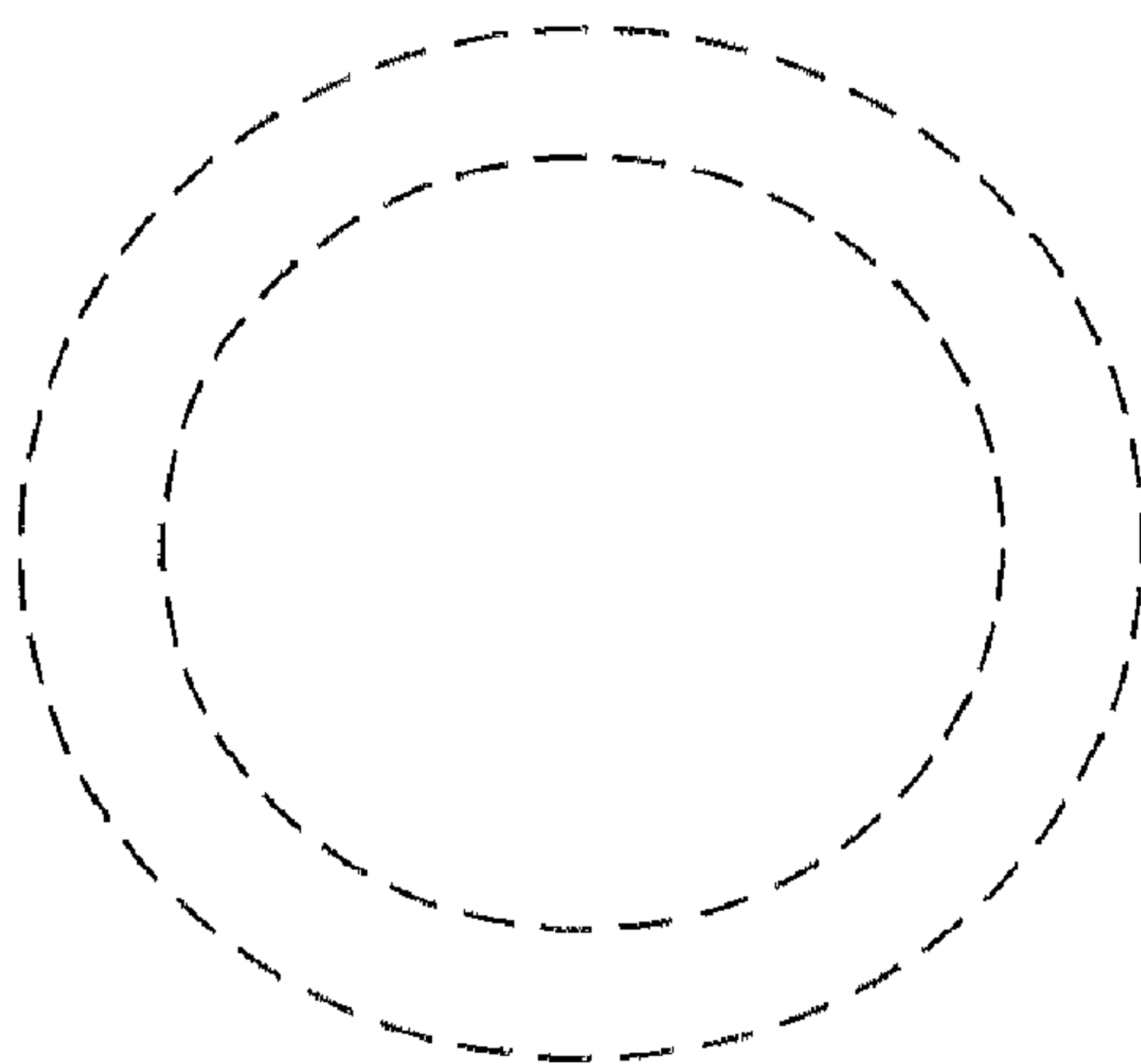


FIG. 3

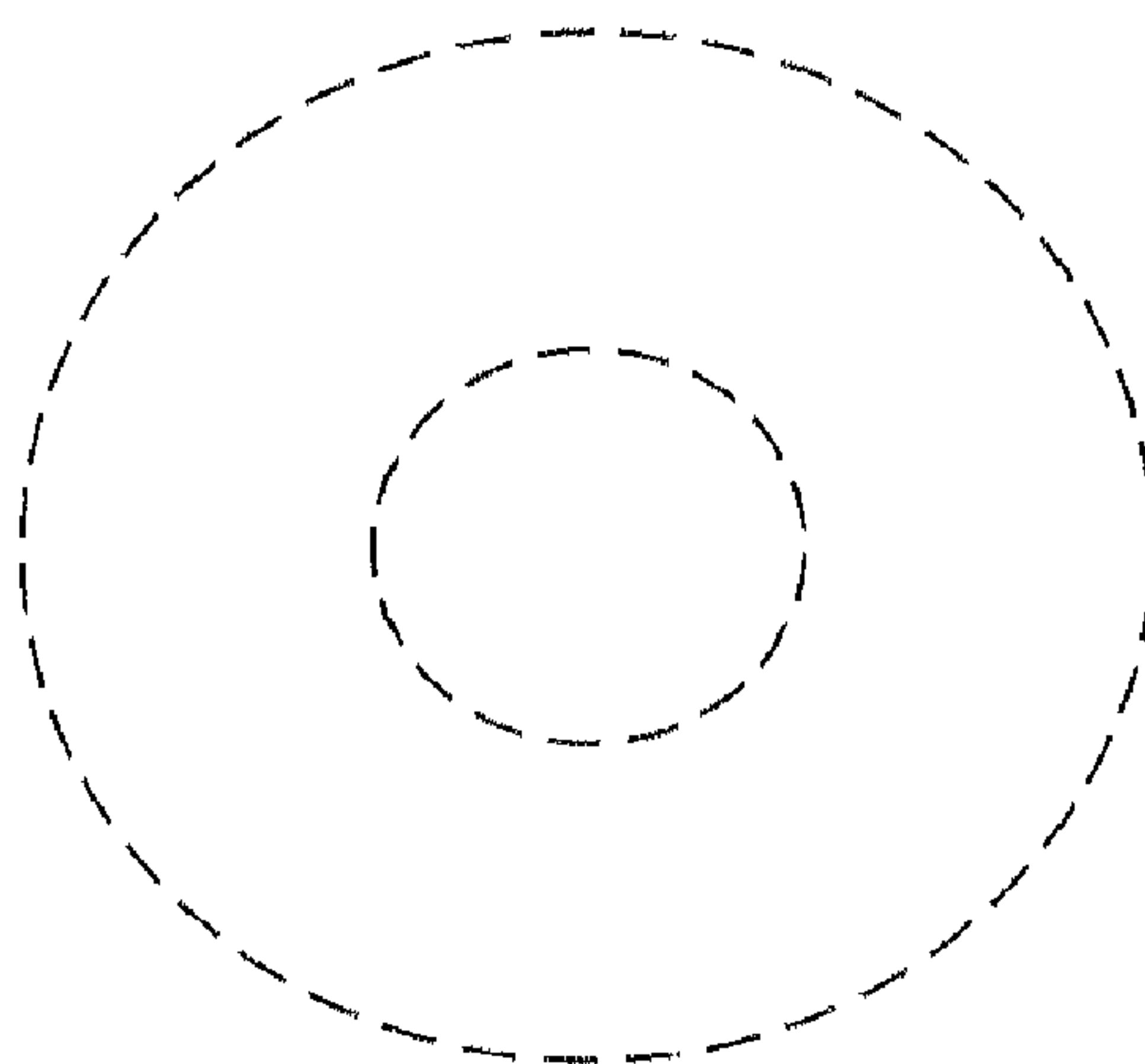


FIG. 4




FIG. 5




FIG. 6

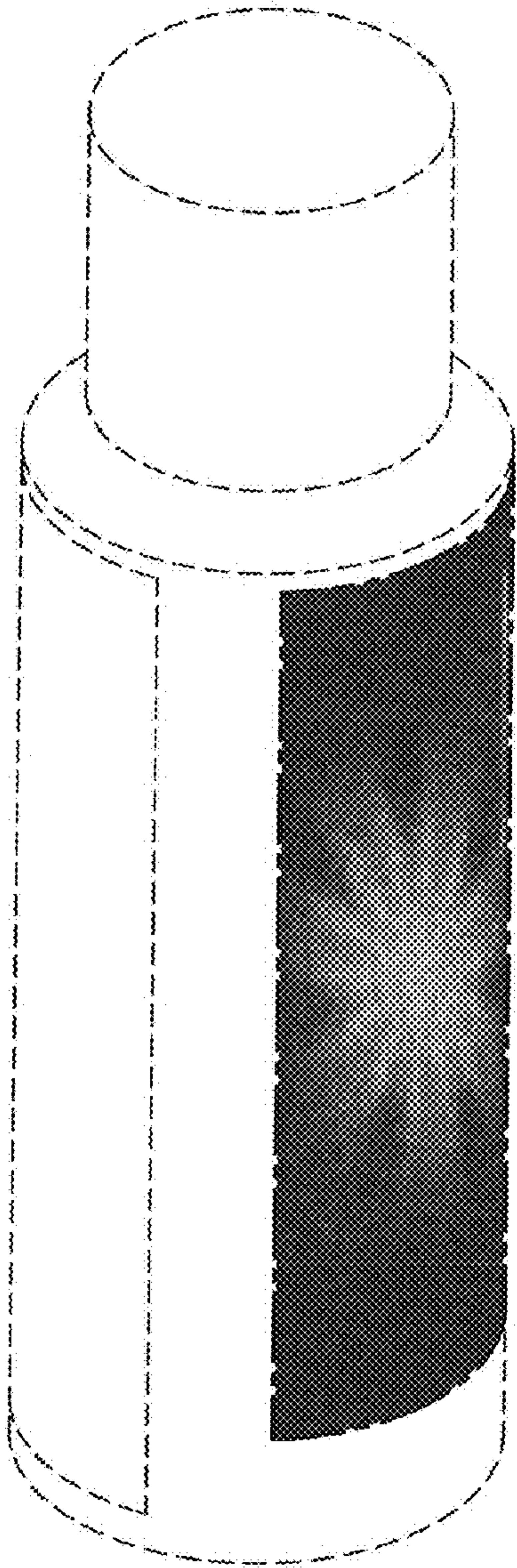


FIG. 7

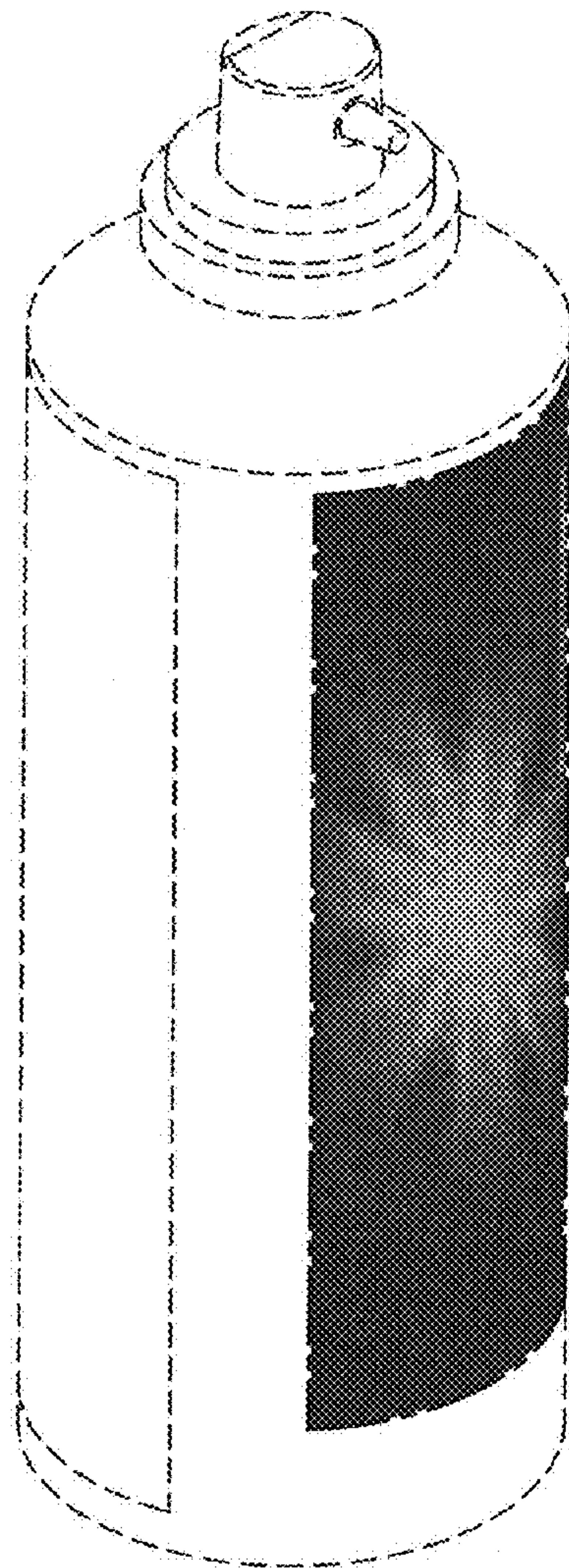


FIG. 8