

US00D660690S

(12) **United States Design Patent**  
**Mixides**

(10) **Patent No.:** **US D660,690 S**

(45) **Date of Patent:** **\*\* May 29, 2012**

(54) **CLIP**

(75) Inventor: **Anthony Mixides**, London (GB)

(73) Assignee: **Arcade International Limited**, London (GB)

(\*\*) Term: **14 Years**

(21) Appl. No.: **29/387,470**

(22) Filed: **Mar. 14, 2011**

(51) **LOC (9) Cl.** ..... **14-03**

(52) **U.S. Cl.** ..... **D8/396**

(58) **Field of Classification Search** ..... D8/354,  
D8/356, 371, 394-396; D19/65, 86; D24/128;  
248/74.2, 215, 227.1, 49, 300, 301, 316.7,  
248/51, 489; 24/570, 3.12; D3/203.2, 203.3;  
D21/392

See application file for complete search history.

(56) **References Cited**

U.S. PATENT DOCUMENTS

|           |     |         |               |       |            |
|-----------|-----|---------|---------------|-------|------------|
| 1,044,772 | A * | 11/1912 | Gilbough      | ..... | 362/396    |
| 2,723,431 | A * | 11/1955 | Di Renzo      | ..... | 24/301     |
| 3,033,412 | A * | 5/1962  | Fox           | ..... | 220/23.4   |
| 3,253,084 | A * | 5/1966  | Taylor        | ..... | 174/138 G  |
| 3,521,332 | A * | 7/1970  | Kramer        | ..... | 403/188    |
| 3,596,859 | A * | 8/1971  | MacDonald     | ..... | 248/214    |
| D253,457  | S * | 11/1979 | Sandel        | ..... | D8/395     |
| 4,244,542 | A * | 1/1981  | Mathews       | ..... | 248/49     |
| 4,306,697 | A * | 12/1981 | Mathews       | ..... | 248/68.1   |
| D262,689  | S * | 1/1982  | Beck          | ..... | D8/396     |
| D267,231  | S * | 12/1982 | Guem, Jr.     | ..... | D8/395     |
| D295,724  | S * | 5/1988  | Shioda        | ..... | D8/396     |
| D295,725  | S * | 5/1988  | Shioda        | ..... | D8/396     |
| D296,074  | S * | 6/1988  | Seyfarth      | ..... | D8/380     |
| D298,739  | S * | 11/1988 | Richards, Jr. | ..... | D8/395     |
| 4,883,290 | A * | 11/1989 | Landa         | ..... | 280/814    |
| D340,378  | S * | 10/1993 | Schon         | ..... | D6/580     |
| 5,288,047 | A * | 2/1994  | Pan           | ..... | 248/229.26 |
| D363,017  | S * | 10/1995 | Noble         | ..... | D8/395     |

|           |      |         |           |       |            |
|-----------|------|---------|-----------|-------|------------|
| D363,211  | S *  | 10/1995 | Noble     | ..... | D8/395     |
| D375,890  | S *  | 11/1996 | Takai     | ..... | D8/380     |
| 5,697,591 | A *  | 12/1997 | Cooper    | ..... | 248/229.16 |
| 5,806,669 | A *  | 9/1998  | Kim       | ..... | 206/228    |
| D440,005  | S *  | 4/2001  | Blanton   | ..... | D26/138    |
| 7,886,406 | B2 * | 2/2011  | Chang     | ..... | 16/252     |
| D639,892  | S *  | 6/2011  | Hendricks | ..... | D22/109    |

\* cited by examiner

*Primary Examiner* — John Windmuller

(74) *Attorney, Agent, or Firm* — Reinhart Boerner Van Deuren s.c.

(57) **CLAIM**

The ornamental design for a clip, as shown and described.

**DESCRIPTION**

FIG. 1 is an isometric view of a clip showing my design from a first end, the top, and a first side;

FIG. 2 is a top plan view of the clip illustrated in FIG. 1;

FIG. 3 is a bottom plan view of the clip illustrated in FIGS. 1 and 2;

FIG. 4 is a first side elevational view of the clip illustrated in FIGS. 1 through 3;

FIG. 5 is a second side elevational view of the clip illustrated in FIGS. 1 through 4 from a second side of the clip opposite the first side illustrated in FIG. 4;

FIG. 6 is an isometric view of the clip illustrated in FIGS. 1 through 5 from the top, the first side, and the first end;

FIG. 7 is an isometric view of the clip illustrated in FIGS. 1 through 6 from the top, the second side, and a second end opposite the first end;

FIG. 8 is an isometric view of the clip illustrated in FIGS. 1 through 7 from the side and above, with a bottle upon which the clip is mounted and a firework supported by the clip shown in phantom for illustrative purposes only and forming no part of the claimed design; and,

FIG. 9 is an end elevational view of the clip illustrated in FIGS. 1 through 8 from the first end.

**1 Claim, 2 Drawing Sheets**

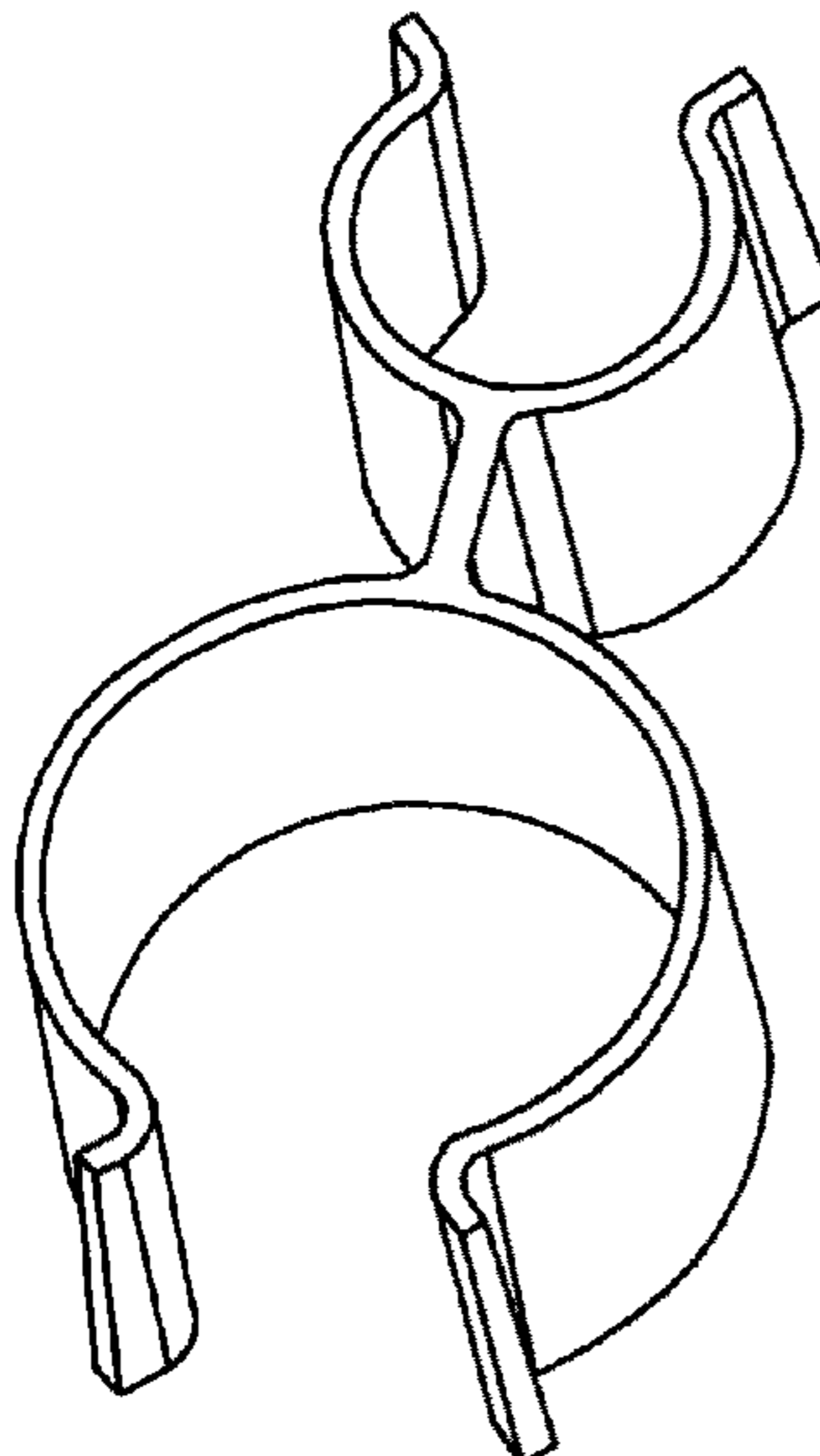


FIG. 1

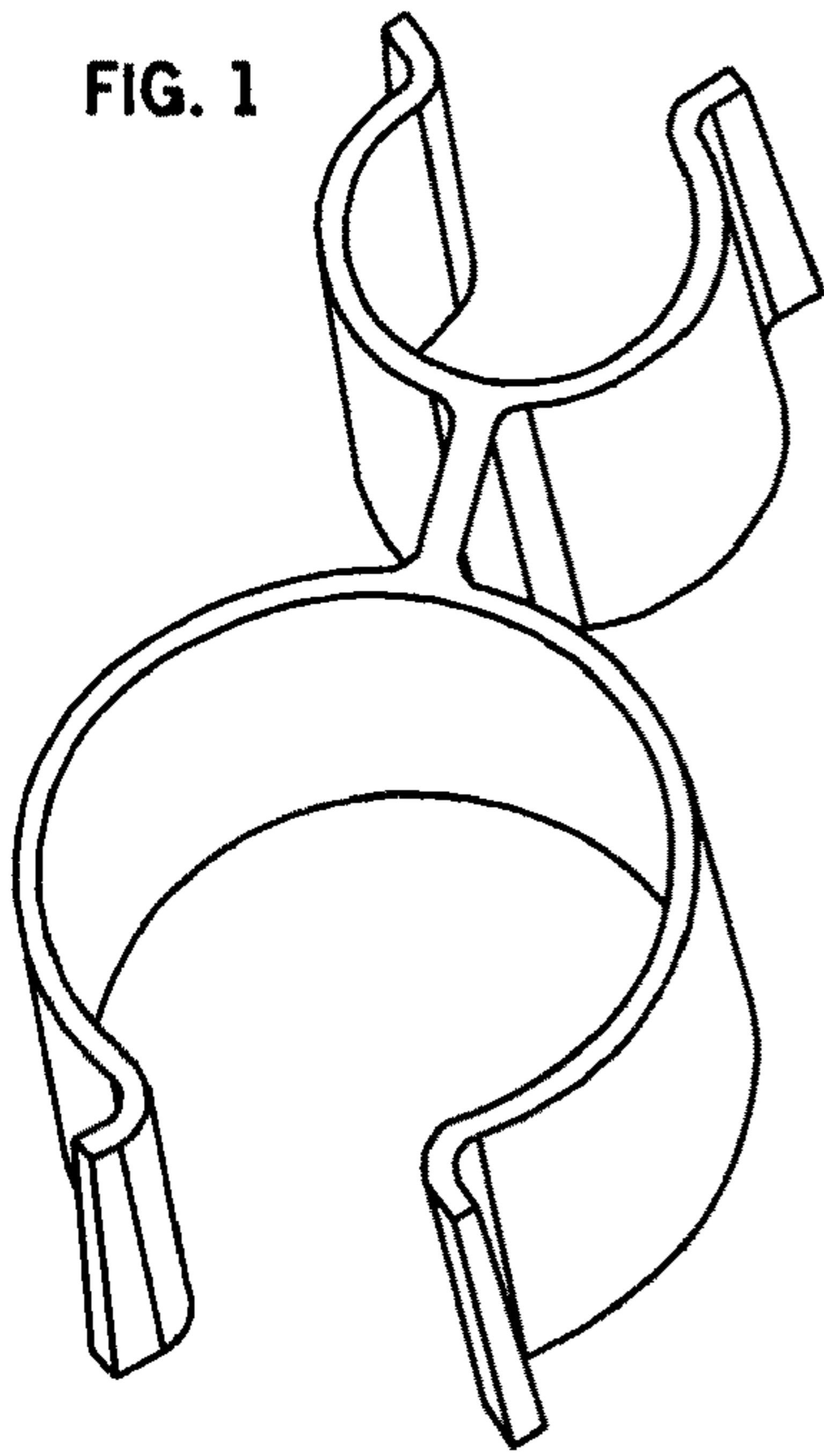


FIG. 2

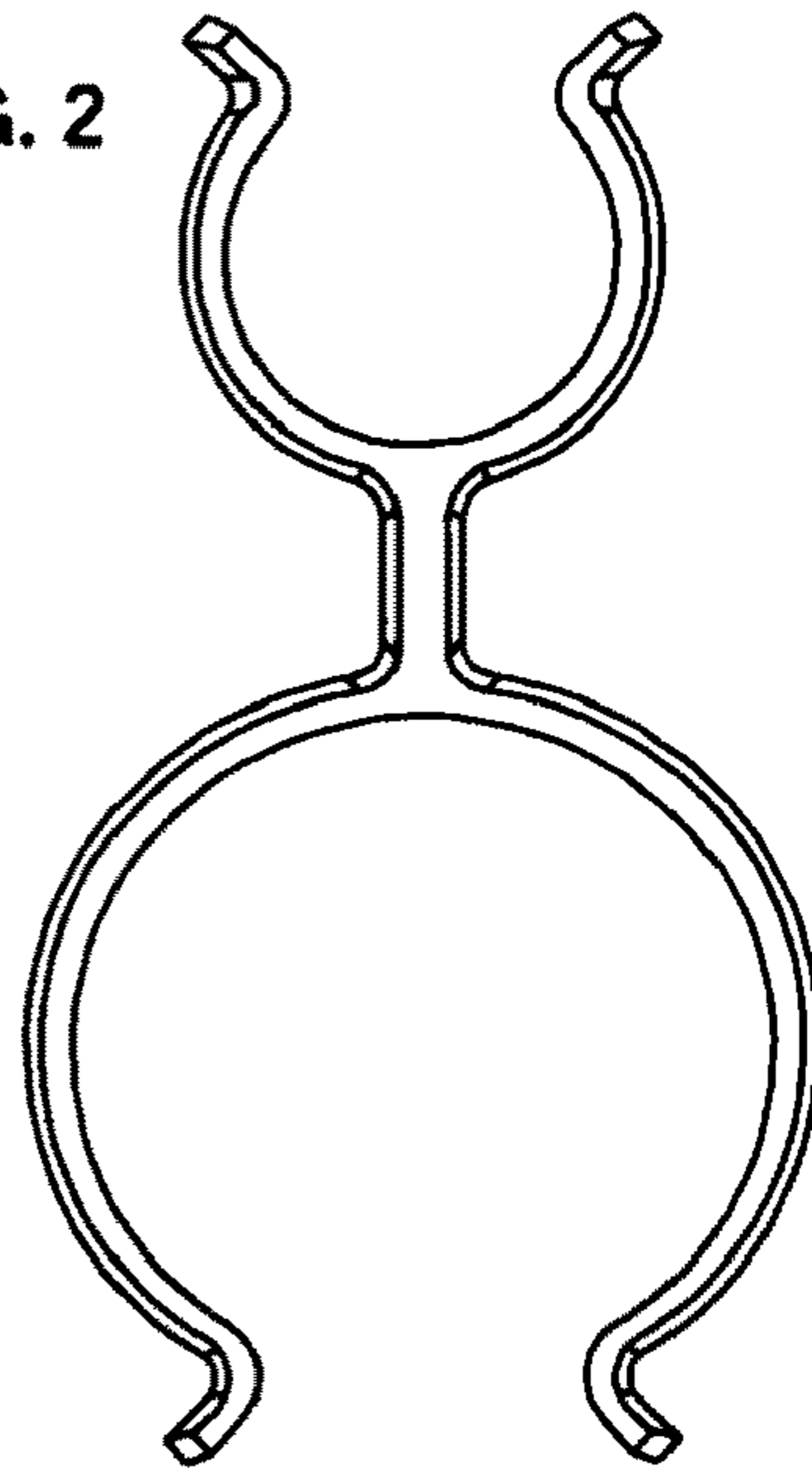


FIG. 3

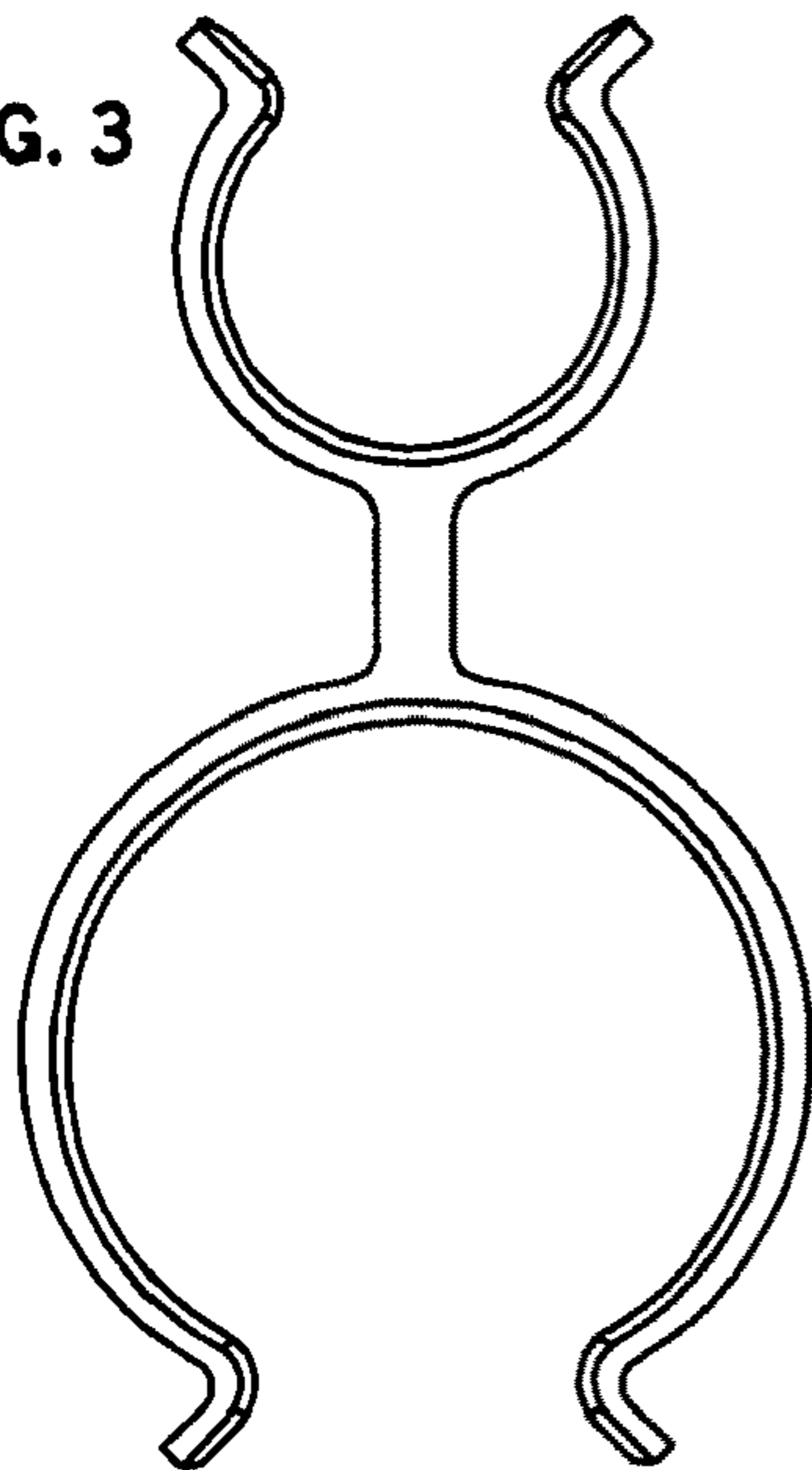


FIG. 4

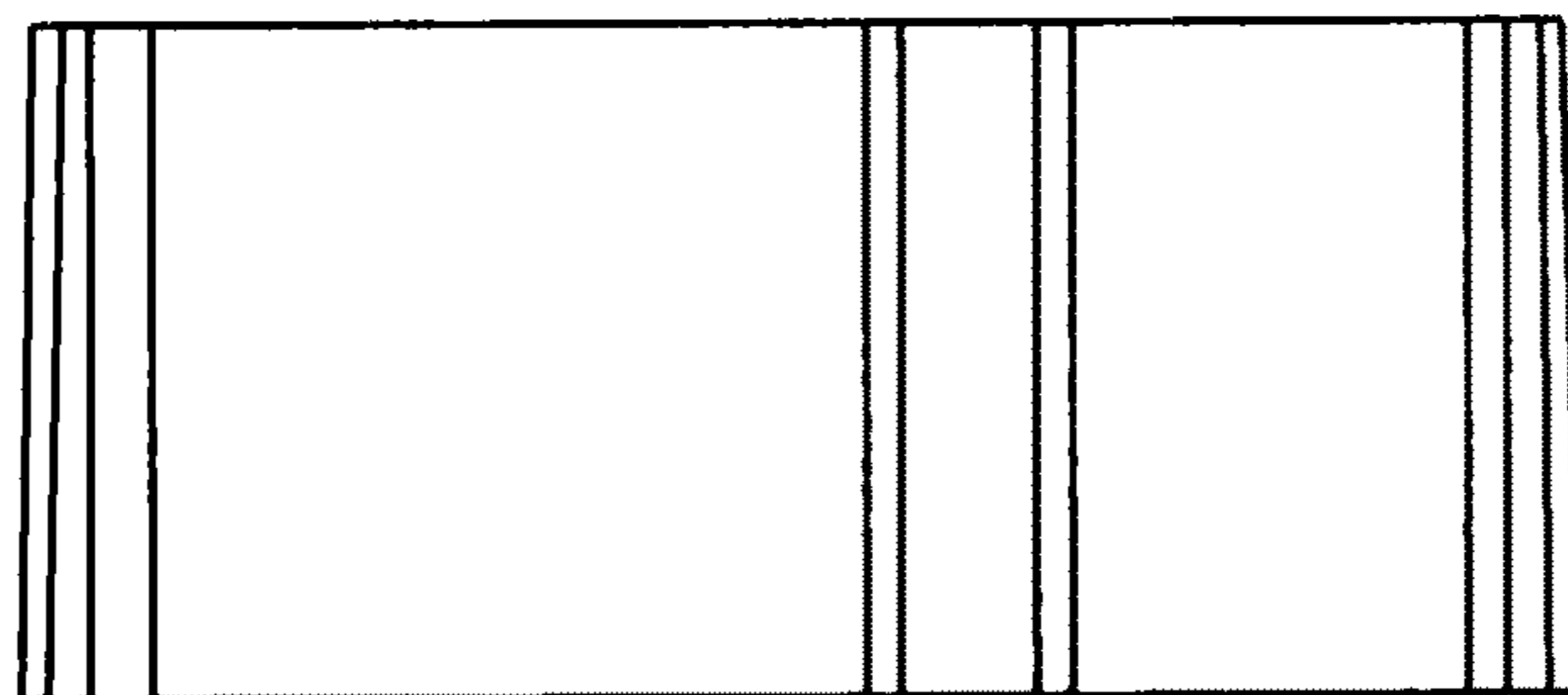


FIG. 5




FIG. 6

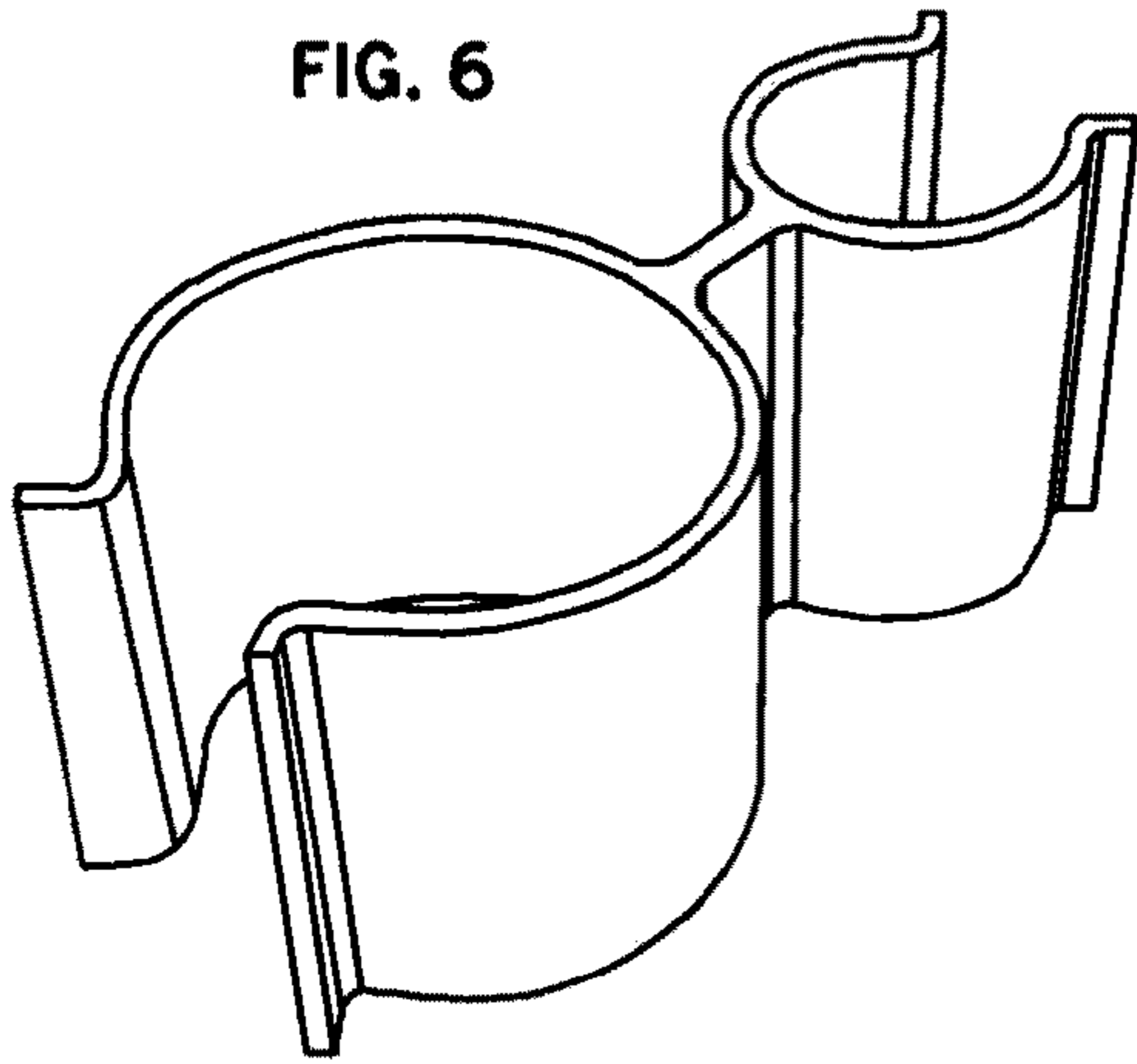


FIG. 7

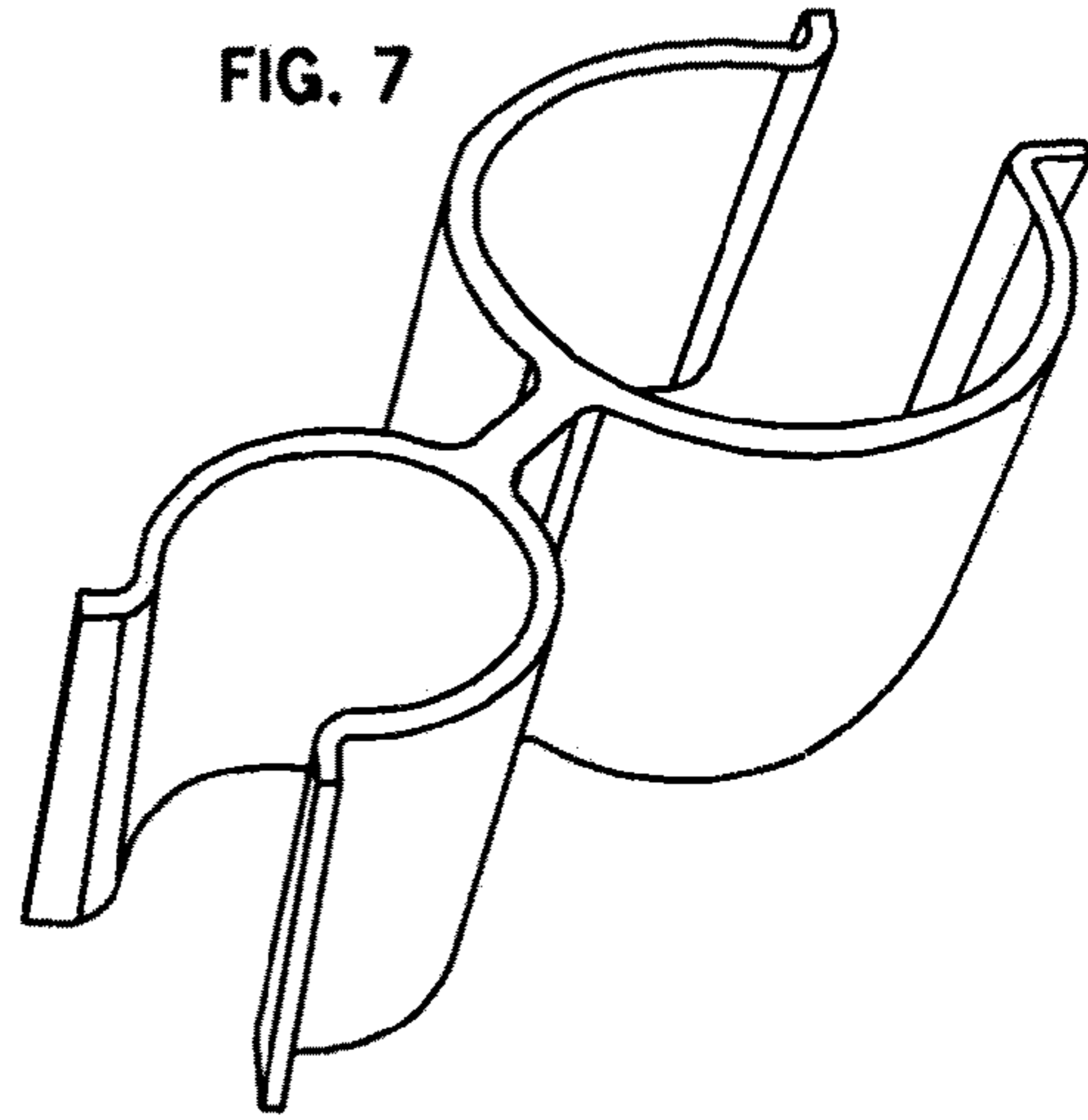


FIG. 8

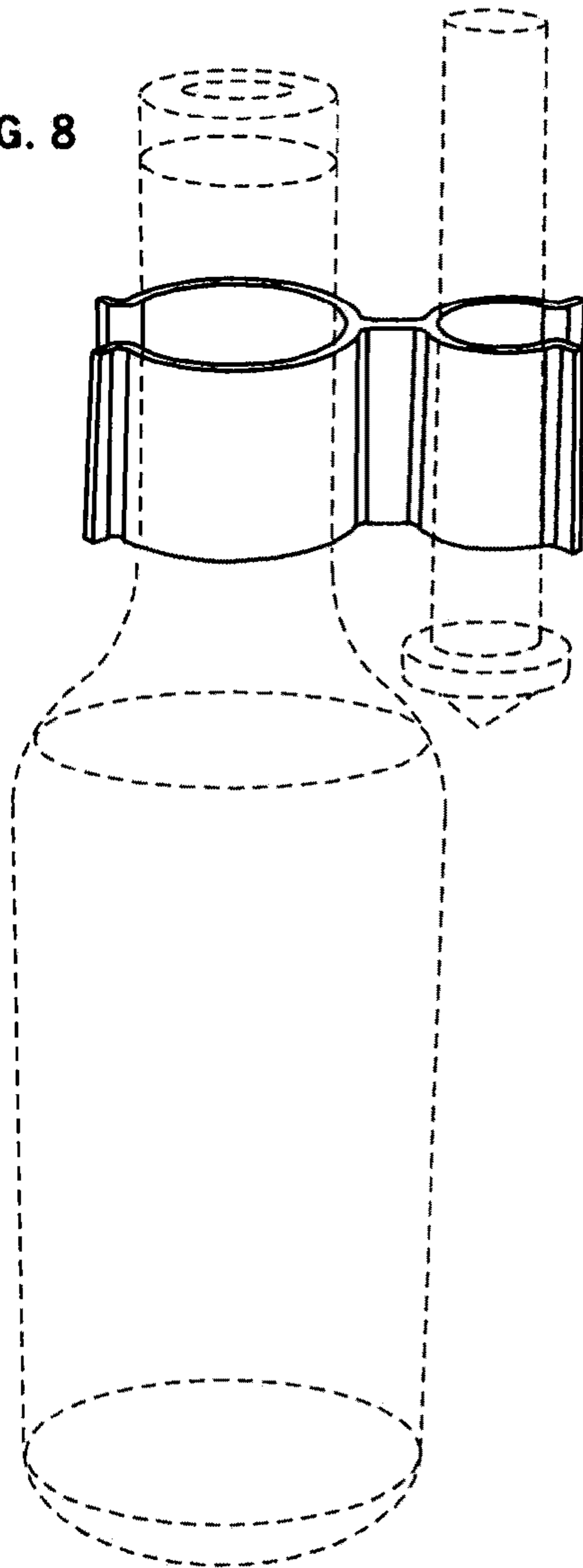


FIG. 9

