

US00D660683S

(12) **United States Design Patent**  
**Golling**

(10) **Patent No.:** **US D660,683 S**

(45) **Date of Patent:** **\*\* May 29, 2012**

(54) **BICYCLE LOCK**

(75) Inventor: **Guido Golling**, Rottach-Egern (DE)

(73) Assignee: **ABUS August Bremicker Soehne KG**,  
Wetter-Volmarstein (DE)

(\*\*) Term: **14 Years**

(21) Appl. No.: **29/413,589**

(22) Filed: **Feb. 17, 2012**

**Related U.S. Application Data**

(62) Division of application No. 29/394,360, filed on Jun. 16, 2011, now Pat. No. Des. 657,657.

(51) **LOC (9) Cl.** ..... **08-07**

(52) **U.S. Cl.** ..... **D8/339; D8/331; D8/324**

(58) **Field of Classification Search** ..... D8/330,  
D8/331, 334, 343, 324, 349; 70/14, 20, 31,  
70/35, 57, 57.1, 58, 233, 237-258, DIG. 37,  
70/DIG. 26

See application file for complete search history.

(56) **References Cited**

**U.S. PATENT DOCUMENTS**

1,892,964	A	1/1933	Rainey	
3,747,376	A *	7/1973	White, Jr.	70/18
D274,977	S	8/1984	Devine	
5,018,374	A *	5/1991	Montano	70/233
5,069,049	A	12/1991	Shieh	
5,076,531	A	12/1991	Delaney	
5,347,835	A	9/1994	Dewey	
5,406,811	A *	4/1995	Nakai	70/26
5,433,092	A	7/1995	Kuo	
5,475,993	A *	12/1995	Kuo	70/18
5,487,285	A *	1/1996	Leichel et al.	70/18
5,488,844	A	2/1996	Winner	
5,511,399	A	4/1996	Lynn	
D369,536	S *	5/1996	Myers	D8/331
D402,180	S	12/1998	Chappell	

5,913,906	A	6/1999	Strocchi
D439,133	S	3/2001	Hoyland
D477,525	S	7/2003	Ling
D498,132	S	11/2004	Lai
6,820,448	B1	11/2004	Hsieh
D511,673	S	11/2005	Lai
D579,756	S	11/2008	Hentschel et al.
7,581,787	B2	9/2009	Livne
D606,840	S	12/2009	Gould
7,624,605	B2	12/2009	Vitali

**FOREIGN PATENT DOCUMENTS**

DE	102005040066	A1	3/2007
EM	00396452-0001		10/2005
EM	00396452-0002		10/2005
EM	000396452-0003		10/2005

**OTHER PUBLICATIONS**

“Specialized—Bicycles & Equipment Spring 2003”.  
“Abus Gesamtkatalog 2010” pp. 1, 2, 16-19, 172.

\* cited by examiner

*Primary Examiner* — Prabhakar Deshmukh  
(74) *Attorney, Agent, or Firm* — Gifford, Krass, Spinkle,  
Anderson & Citkowski, P.C.

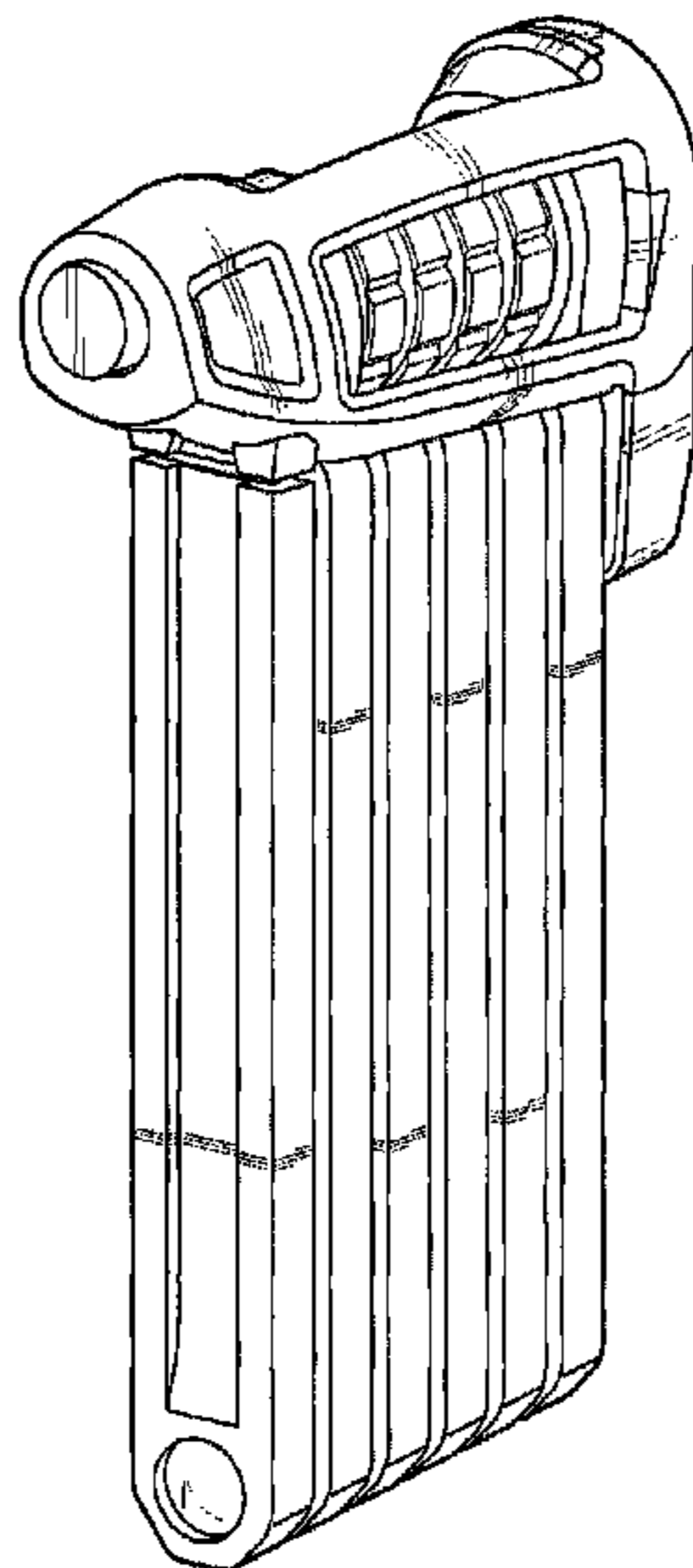
(57) **CLAIM**

The ornamental design for a bicycle lock, as shown and described.

**DESCRIPTION**

FIG. 1 is a top, front, left perspective view of a bicycle lock showing my new design;  
FIG. 2 is a top, rear, right perspective view thereof;  
FIG. 3 is a front elevational view thereof;  
FIG. 4 is a rear elevational view thereof;  
FIG. 5 is a right side elevational view thereof;  
FIG. 6 is a left side elevational view thereof;  
FIG. 7 is a top plan view thereof; and,  
FIG. 8 is a bottom plan view thereof.

**1 Claim, 3 Drawing Sheets**






Fig-1

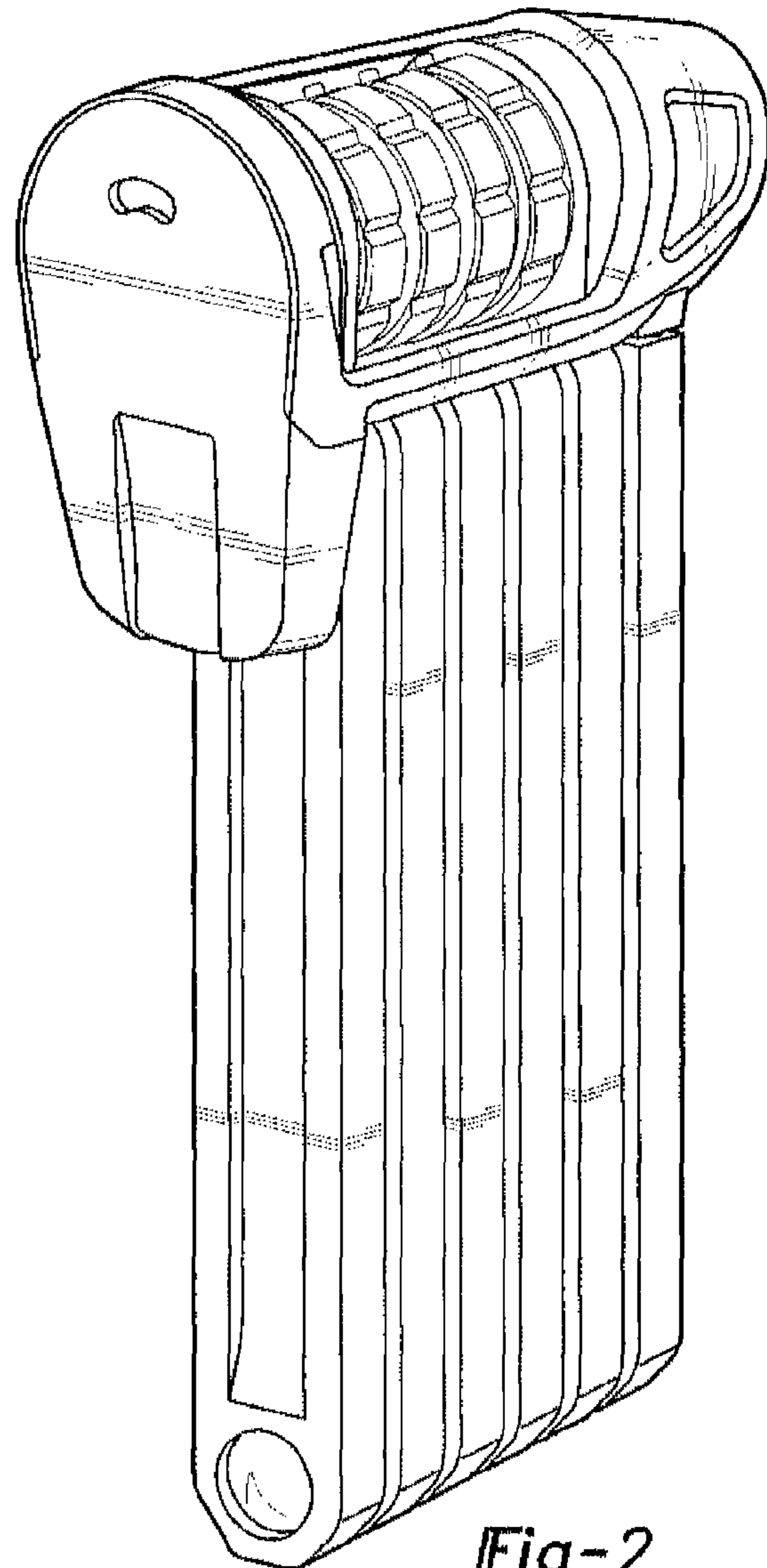


Fig-2

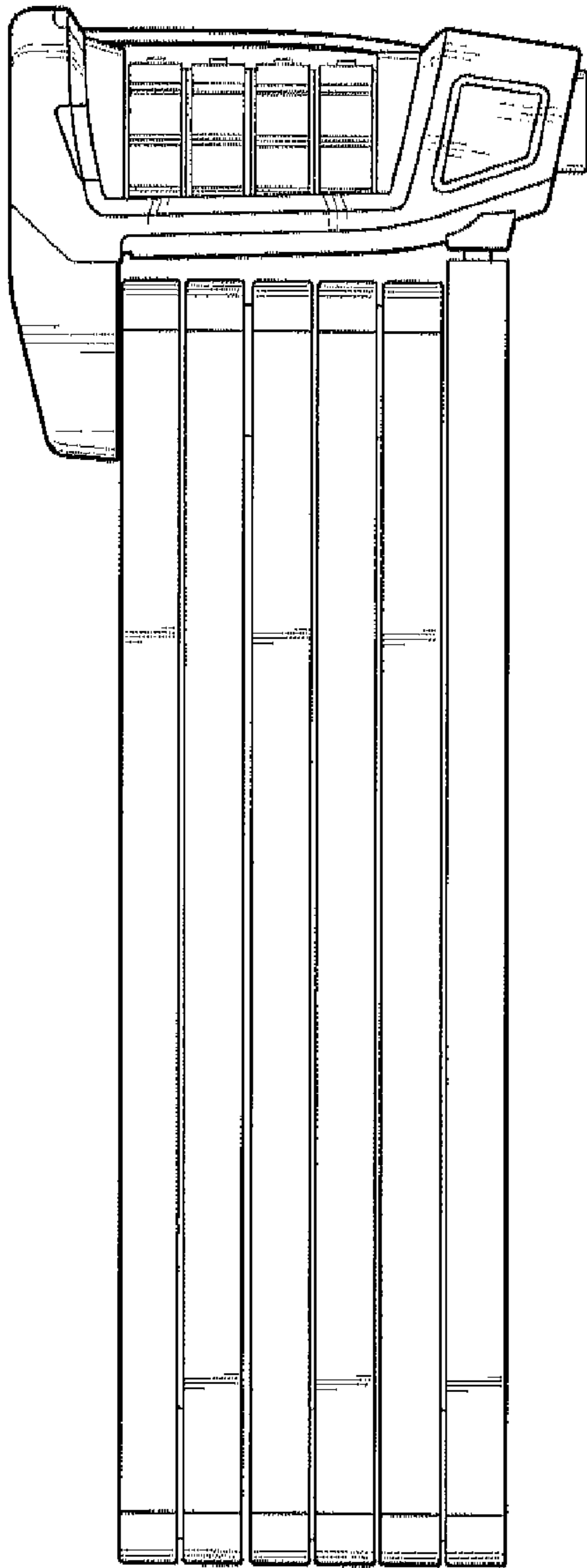


Fig-3

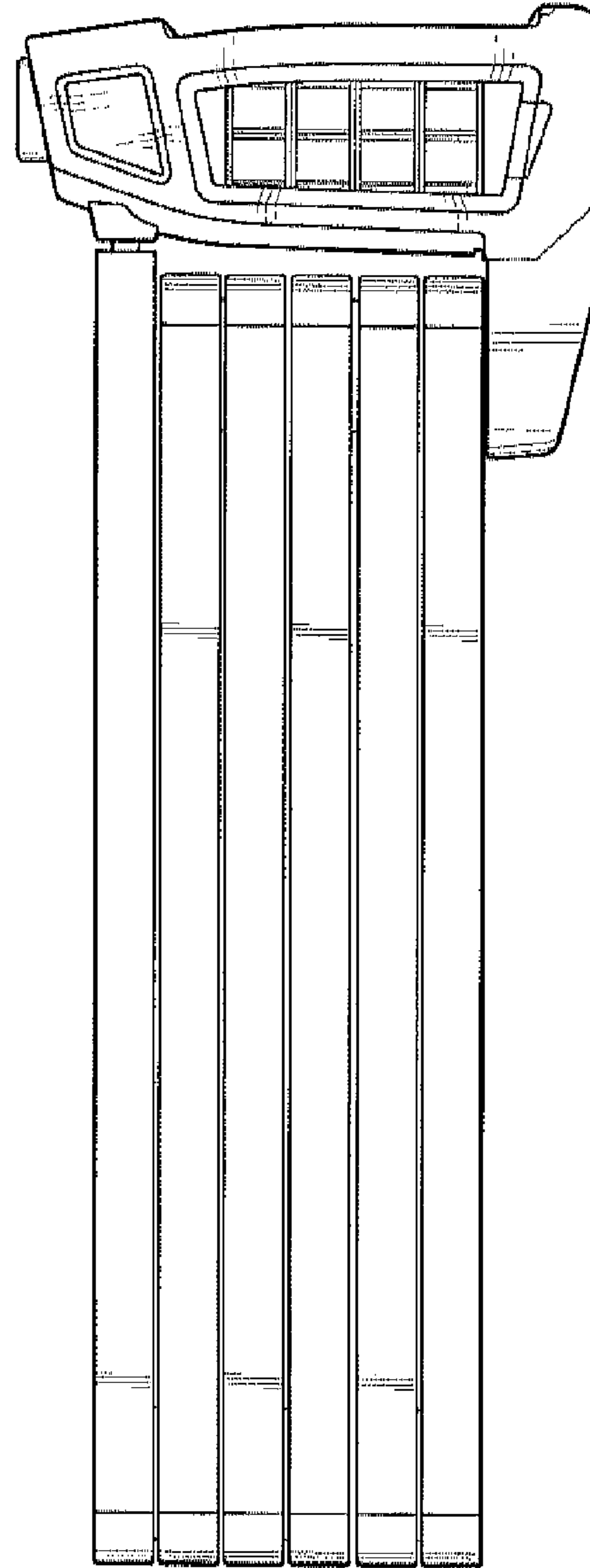


Fig-4

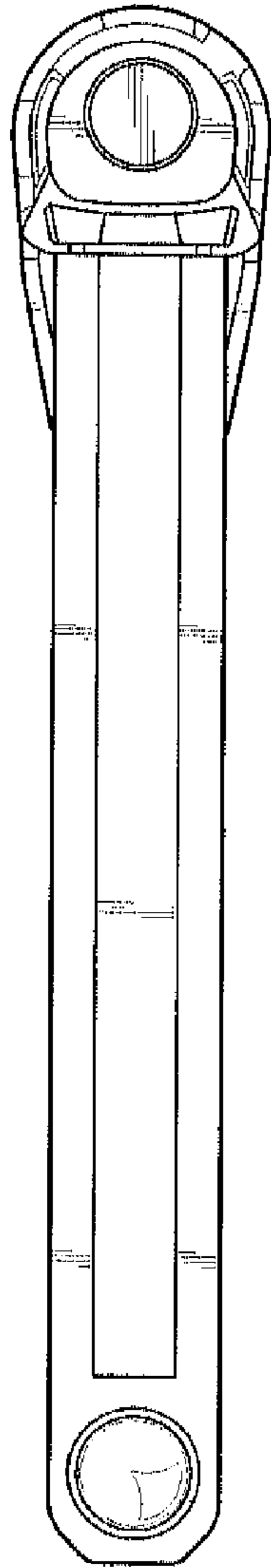


Fig-5

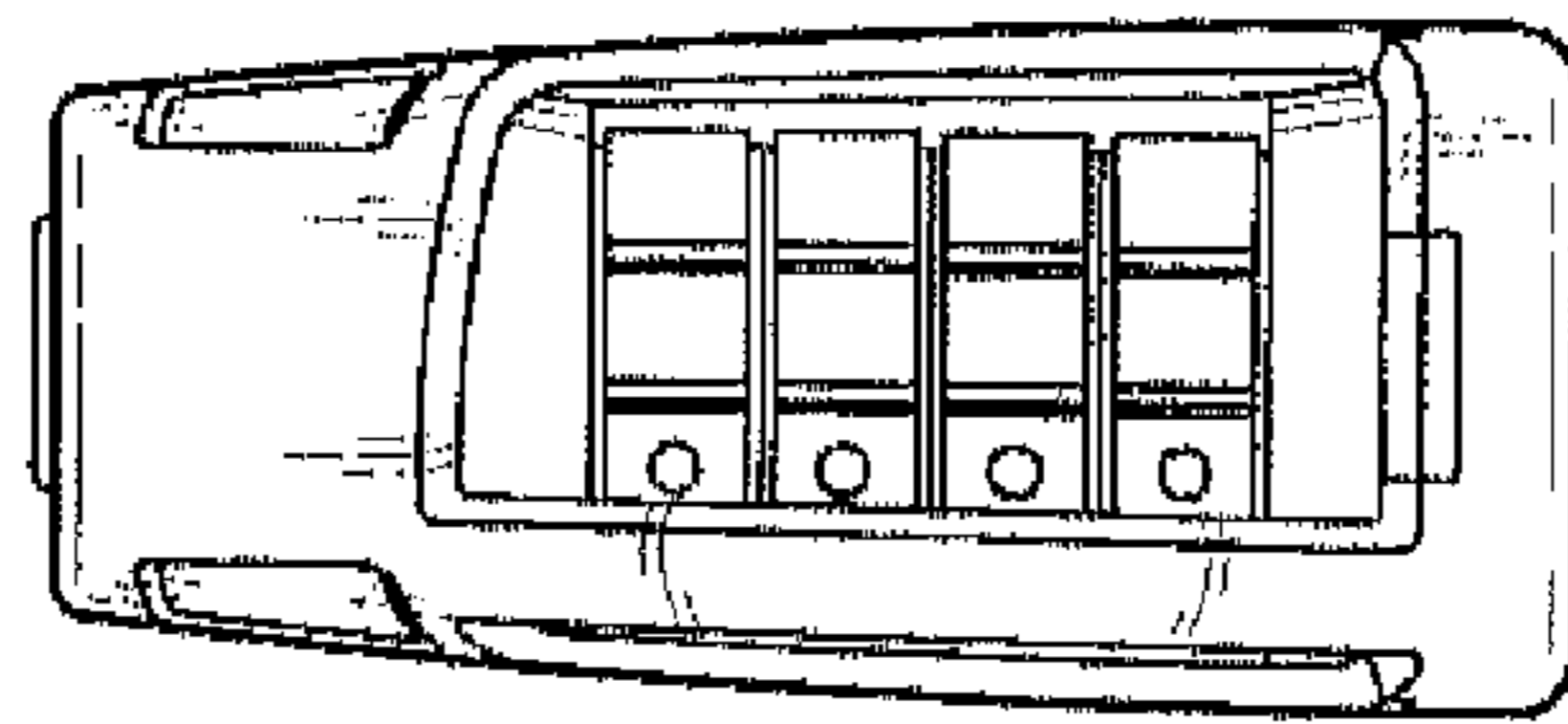


Fig-7




Fig-8

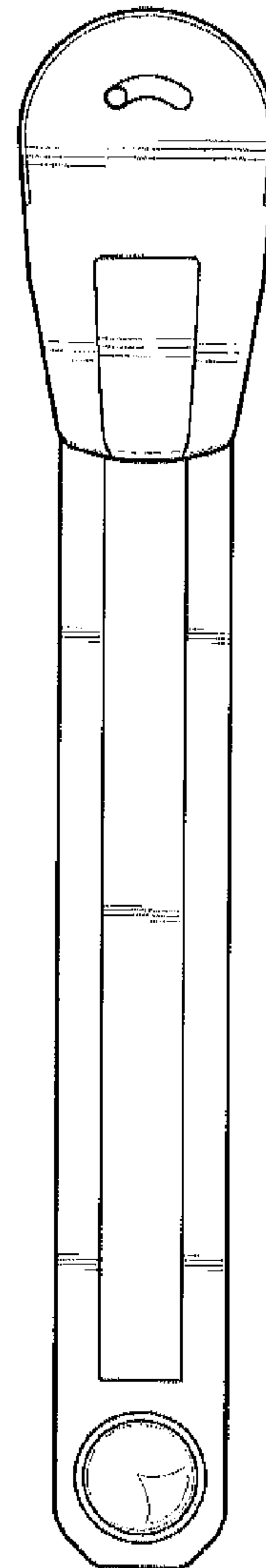


Fig-6