

US00D660681S

(12) **United States Design Patent**
Giraud et al.

(10) **Patent No.:** **US D660,681 S**

(45) **Date of Patent:** **** May 29, 2012**

(54) **LATCH**

(75) Inventors: **Jean-Pierre Giraud**, Auburn, AL (US);
Michel Zbirka, Jouy-sur-Morin (FR);
Herve Pichot, Chenneviere sur Marne
(FR); **Bruce Rabinne**, Boissy le Chatel
(FR)

(73) Assignee: **CSP Technologies, Inc.**, Auburn, AL
(US)

(**) Term: **14 Years**

(21) Appl. No.: **29/411,172**

(22) Filed: **Jan. 18, 2012**

Related U.S. Application Data

(62) Division of application No. 29/386,003, filed on Feb.
23, 2011, now Pat. No. Des. 655,148.

(51) **LOC (9) Cl.** **08-06**

(52) **U.S. Cl.** **D8/331; D8/339; D8/330**

(58) **Field of Classification Search** D8/330,
D8/331, 336, 339, 341, 343; 70/181-189,
70/431, 14, 34, 33, 91; 292/86, 259 R, 288,
292/340, 32, 156, 41, 119

See application file for complete search history.

(56) **References Cited**

U.S. PATENT DOCUMENTS

4,959,981	A *	10/1990	Davidson	70/238
D391,140	S *	2/1998	Field	D8/331
D400,076	S *	10/1998	Jancsek et al.	D8/331
D440,142	S *	4/2001	Mlinaric	D8/331
6,502,437	B1 *	1/2003	Vito	70/209
6,550,829	B1 *	4/2003	Dobson	292/327
D589,779	S *	4/2009	Wrase et al.	D8/330
D592,038	S *	5/2009	Littrell et al.	D8/331
D618,083	S *	6/2010	Hansen	D8/346
D646,951	S *	10/2011	Tsai	D8/330

* cited by examiner

Primary Examiner — Prabhakar Deshmukh

(74) *Attorney, Agent, or Firm* — Alissa L. Saenz

(57) **CLAIM**

The ornamental design for a latch, as shown and described.

DESCRIPTION

FIG. 1 is a perspective view of a latch showing our new design;

FIG. 2 is a top plan view thereof;

FIG. 3 is a right side elevational view thereof;

FIG. 4 is a front elevational view thereof;

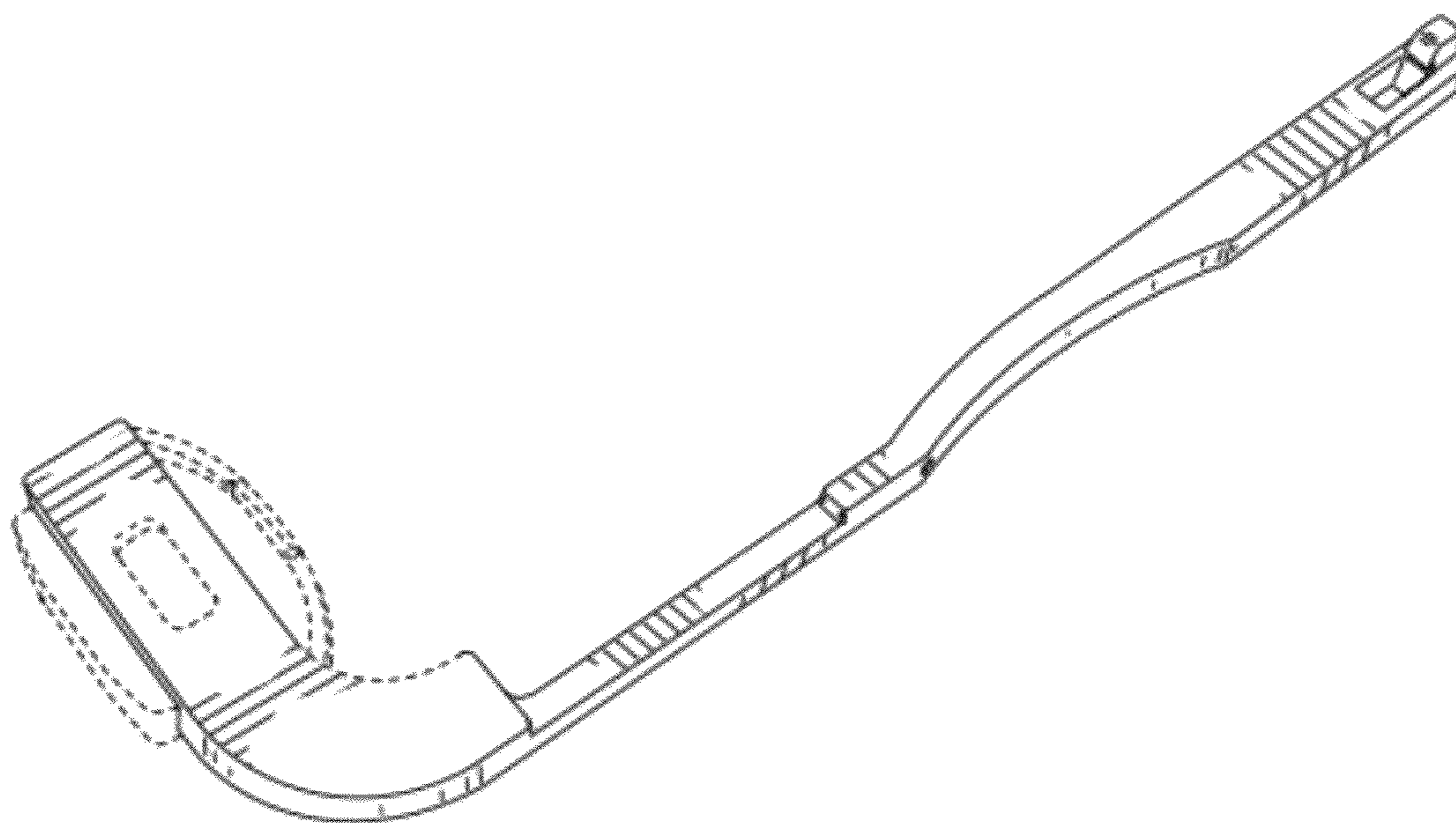
FIG. 5 is a left side elevational view thereof;

FIG. 6 is a rear elevational view thereof; and,

FIG. 7 is a bottom plan view thereof.

The broken lines indicate the disclaimed portions and form no part of the claimed design.

1 Claim, 7 Drawing Sheets



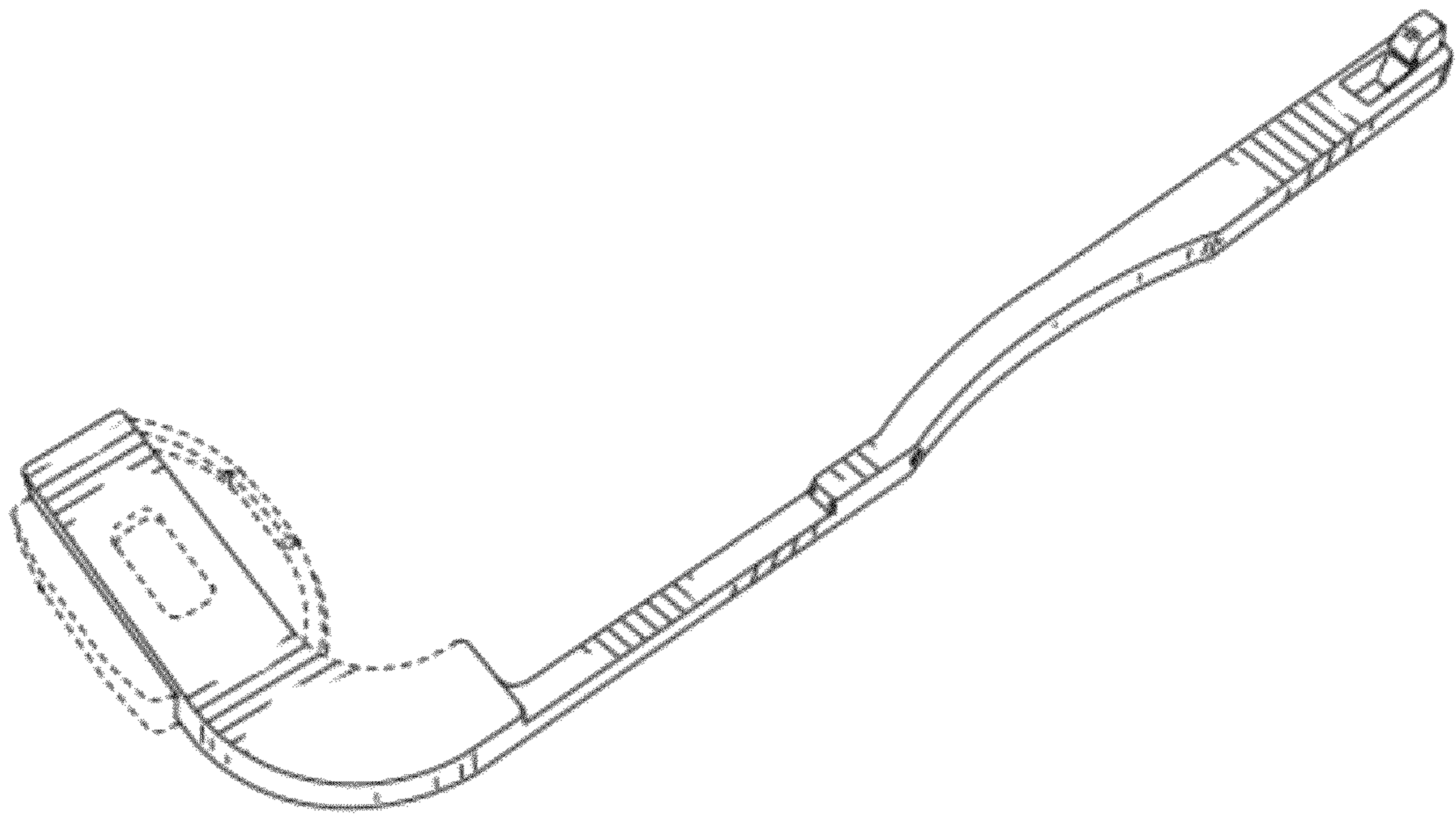


FIG. 1

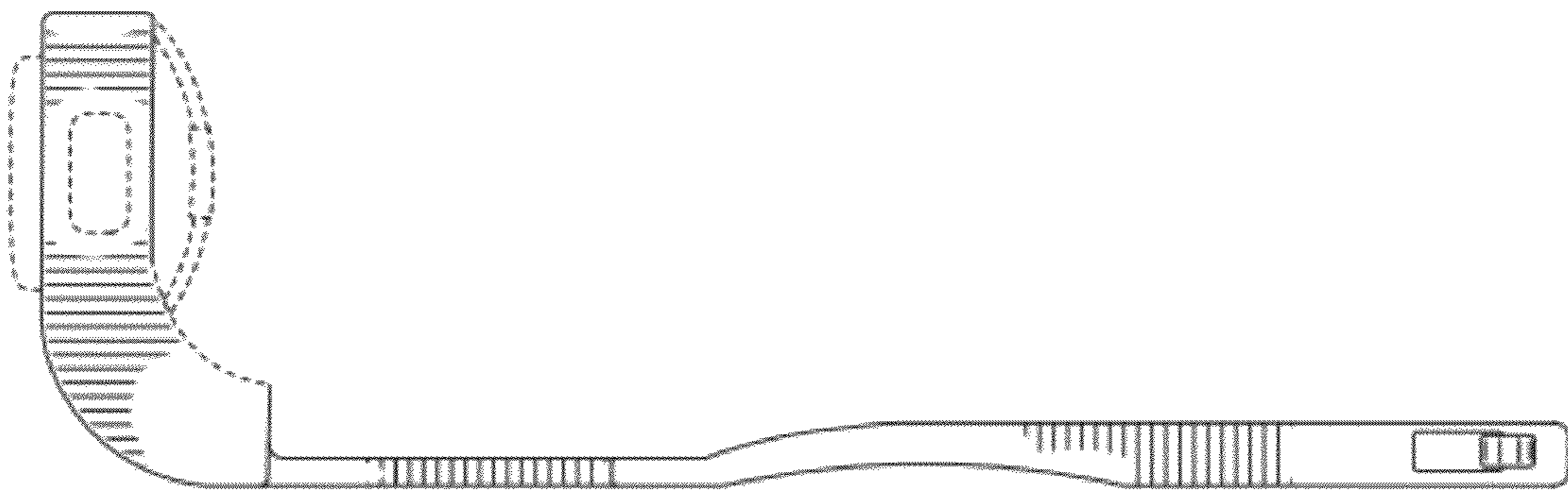


FIG. 2




FIG. 3

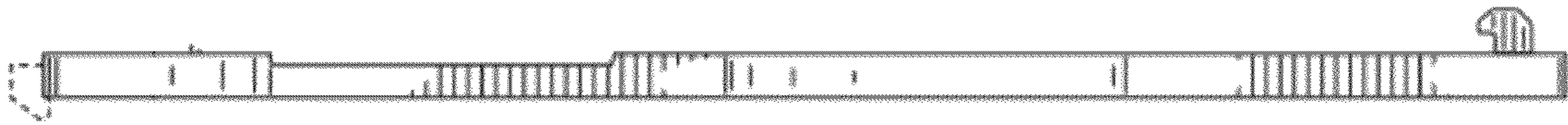


FIG. 4




FIG. 5

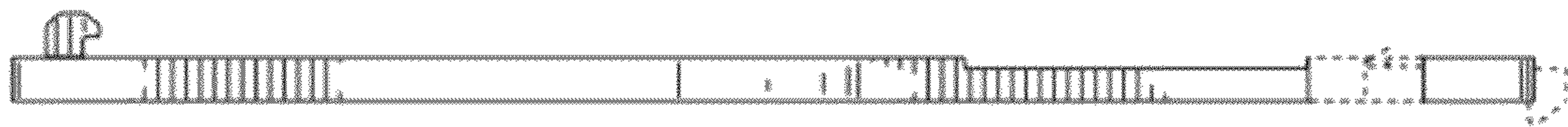


FIG. 6

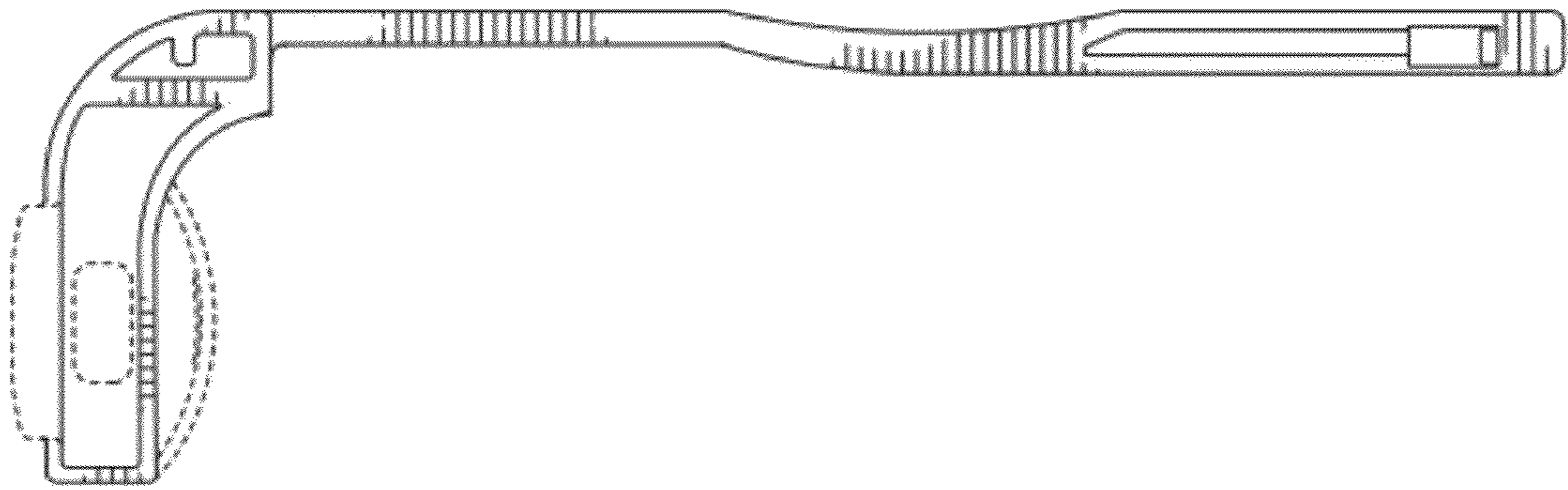


FIG. 7