



US00D660678S

(12) **United States Design Patent**
Thomas et al.

(10) **Patent No.:** **US D660,678 S**
(45) **Date of Patent:** **** May 29, 2012**

(54) **MULTI-FUNCTION TOOL**

(75) Inventors: **Kyle Thomas**, Tigard, OR (US); **John Nason**, Keizer, OR (US); **Hal Hardinge**, Tigard, OR (US)

(73) Assignee: **Fiskars Brands, Inc.**, Madison, WI (US)

(**) Term: **14 Years**

(21) Appl. No.: **29/398,389**

(22) Filed: **Jul. 29, 2011**

(51) **LOC (9) Cl.** **08-05**

(52) **U.S. Cl.** **D8/105**

(58) **Field of Classification Search** D8/99,
D8/58, 55, 356, 52, 107, 105; D19/65; 81/440,
81/427.5, 177.4; 7/160, 138, 128, 118; 30/298.4,
30/162, 161, 155

See application file for complete search history.

(56) **References Cited**

U.S. PATENT DOCUMENTS

D383,370	S	9/1997	Chen et al.	
D389,030	S *	1/1998	Wensley	D8/107
D413,503	S	9/1999	Dugdale	
6,354,007	B1	3/2002	Scarla	
6,625,832	B2 *	9/2003	Montague et al.	7/128
D480,940	S *	10/2003	Dallas	D8/105
D481,289	S *	10/2003	Dallas	D8/105
6,688,003	B2	2/2004	Scarla	
D494,437	S	8/2004	Scarla	
D495,228	S	8/2004	Scarla	

6,915,577	B2	7/2005	Scala	
D530,180	S *	10/2006	Klecker et al.	D8/99
D557,100	S *	12/2007	Stokes et al.	D8/105
D568,710	S *	5/2008	Klecker et al.	D8/105
D569,212	S *	5/2008	Hawk et al.	D8/99
D573,437	S *	7/2008	Nenadic	D8/105
D592,034	S	5/2009	Huang	
D595,103	S *	6/2009	Goodrich	D8/99
D600,527	S *	9/2009	Nyssen et al.	D8/105
D600,528	S *	9/2009	Nyssen et al.	D8/105
D607,707	S	1/2010	Huang	
7,712,399	B2 *	5/2010	Nenadic	81/427.5

* cited by examiner

Primary Examiner — Austin Murphy

(74) *Attorney, Agent, or Firm* — Foley & Lardner LLP

(57) **CLAIM**

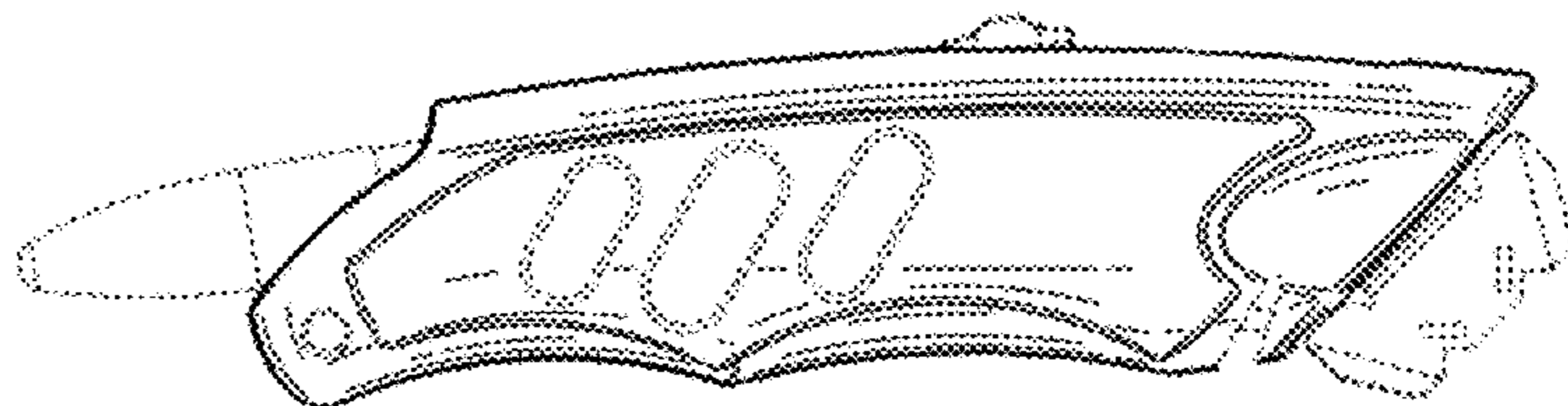
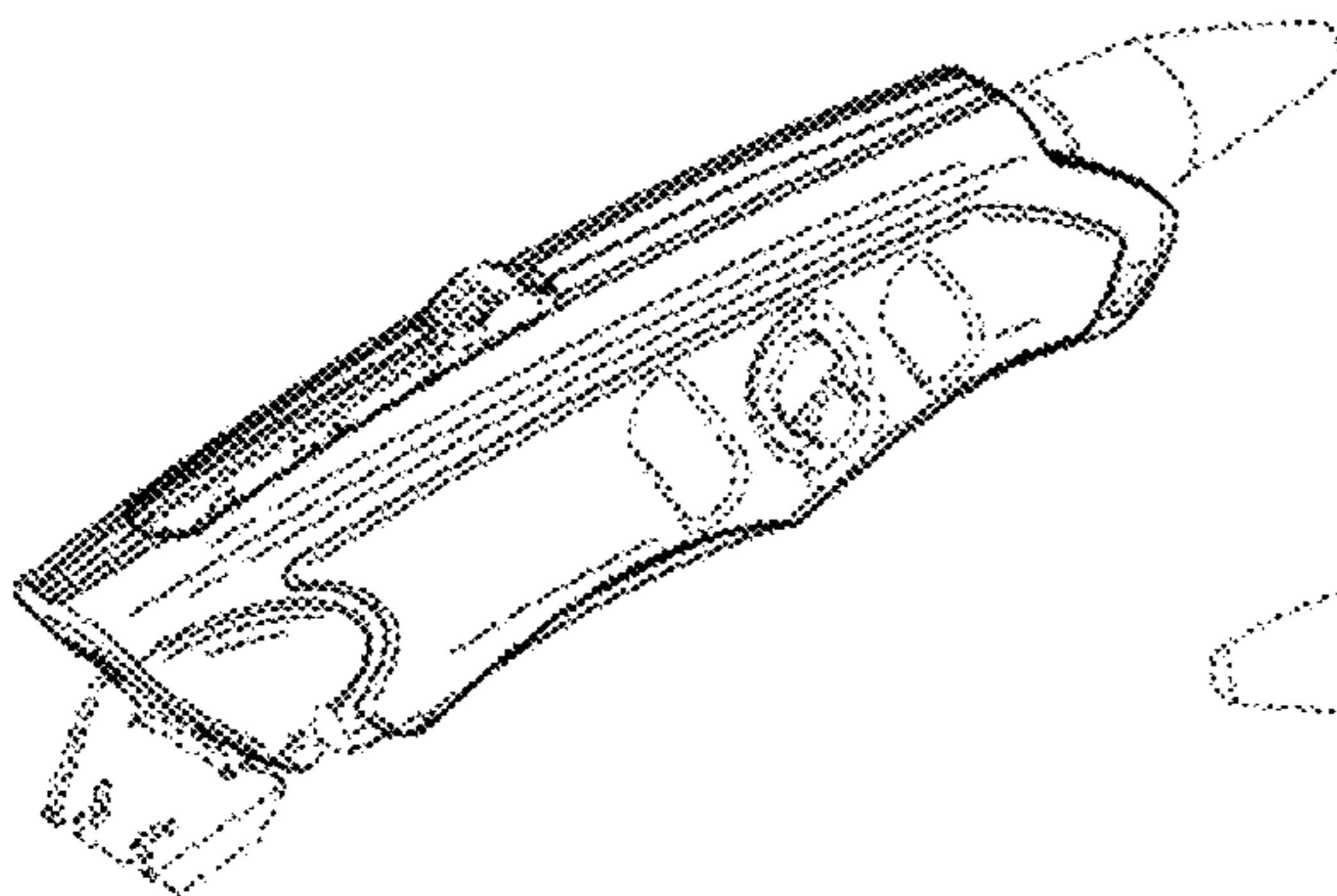
We claim the ornamental design for a multi-function tool, as shown and described.

DESCRIPTION

FIG. 1 is a front perspective view of the multi-function tool; FIG. 2 is a left side view thereof; FIG. 3 is a right side view thereof; FIG. 4 is a top view thereof; FIG. 5 is a bottom view thereof; FIG. 6 is a front view thereof; and, FIG. 7 is a rear view thereof.

The ornamental design which is claimed is shown in solid lines in the drawings. The broken lines in the drawings are for illustrative purposes only and form no part of the claimed design.

1 Claim, 3 Drawing Sheets



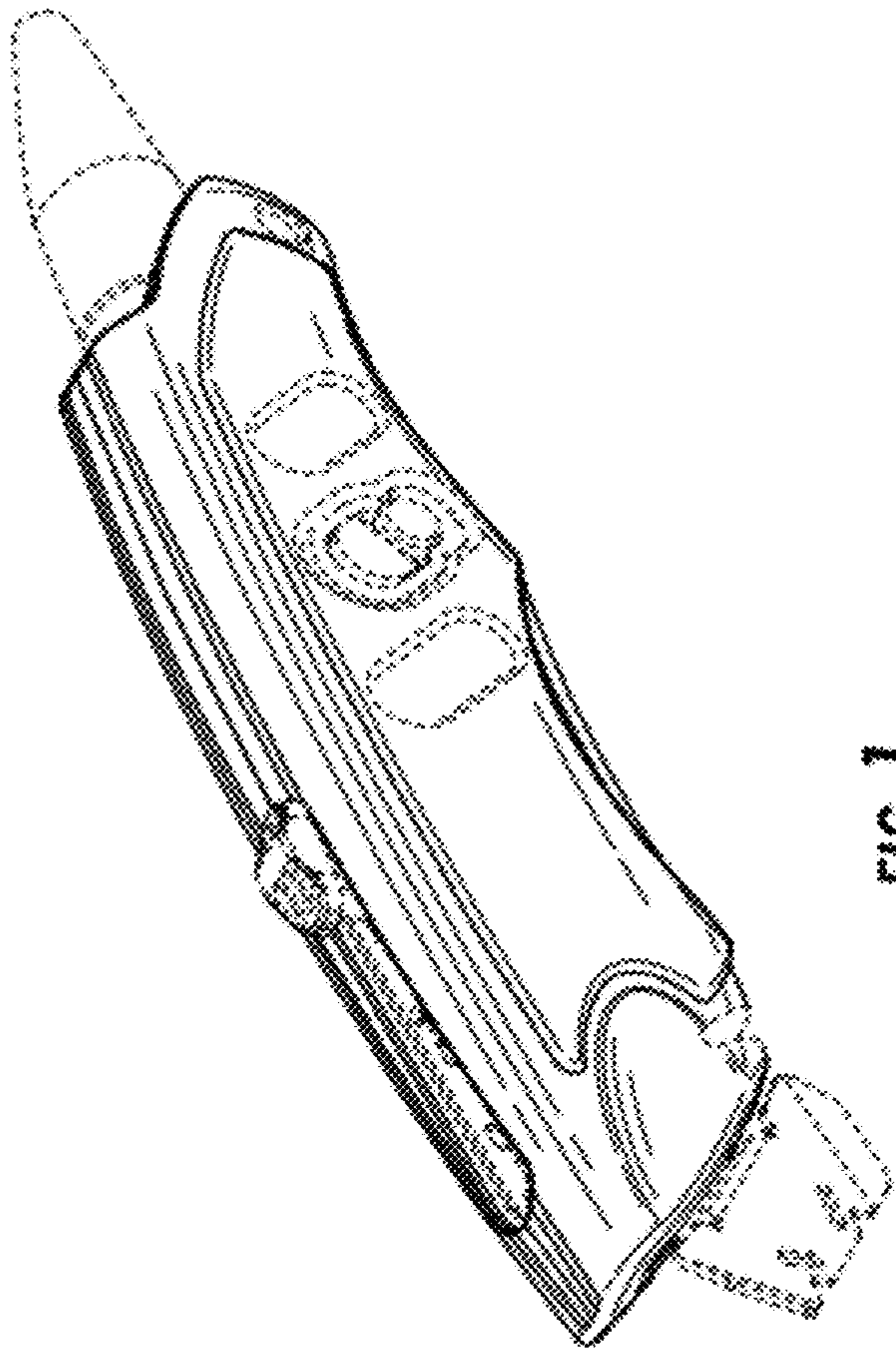


FIG. 1

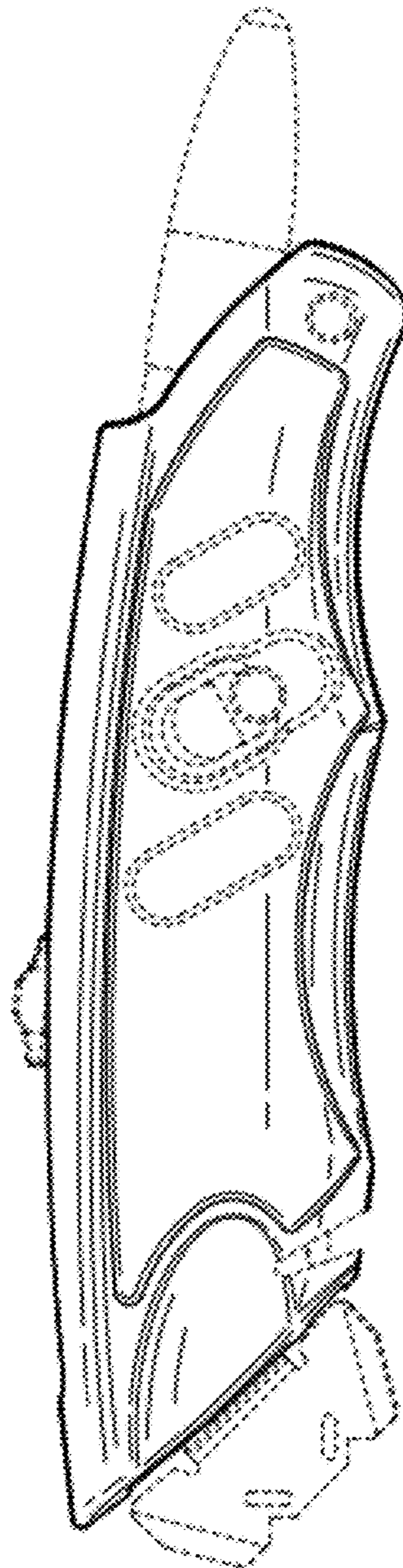


FIG. 2

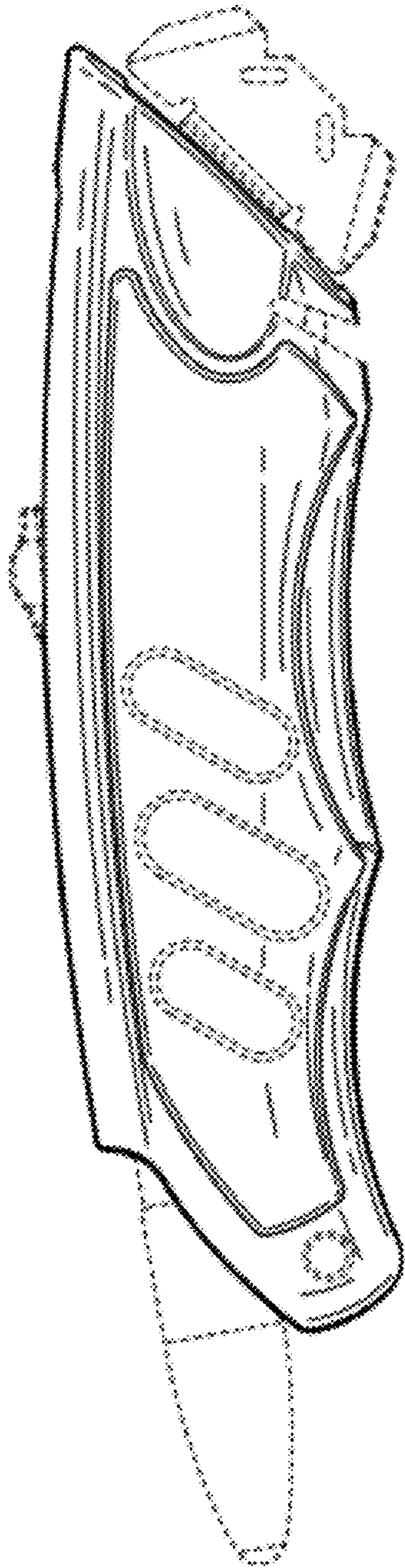


FIG. 3




FIG. 4

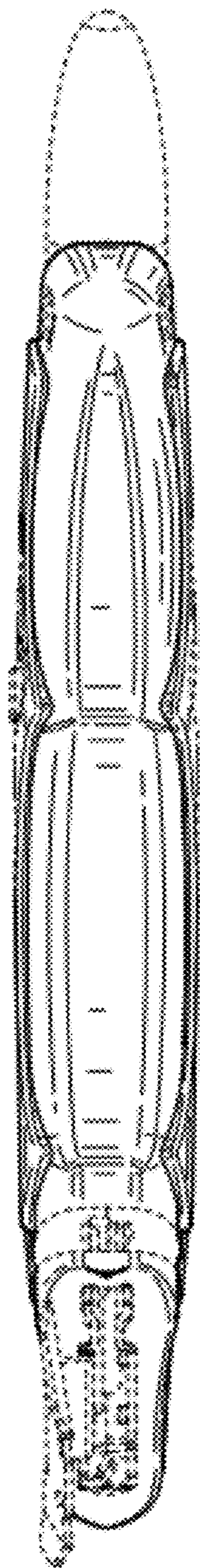


FIG. 5




FIG. 6

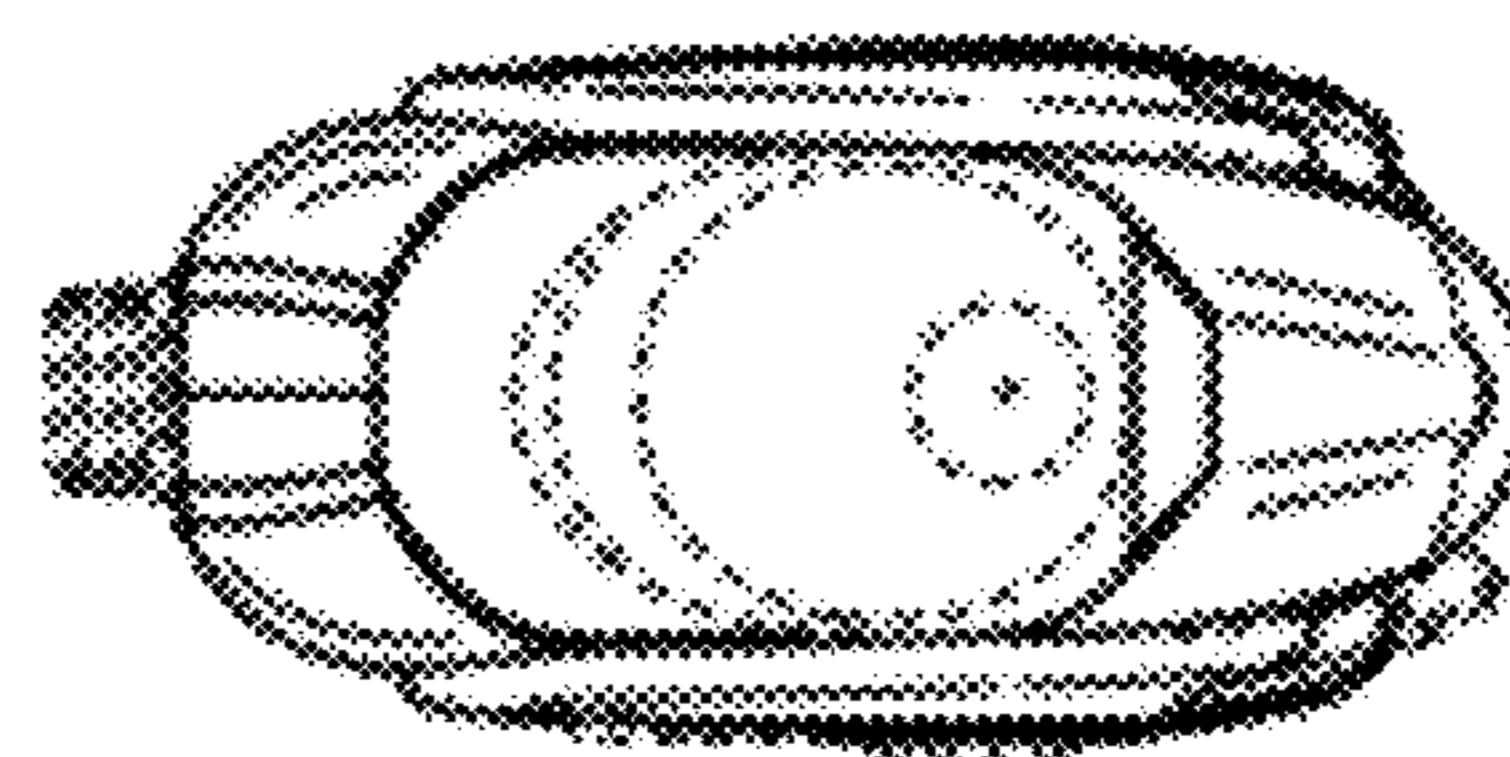


FIG. 7