



US00D660670S

(12) **United States Design Patent**  
**Kehoe**

(10) **Patent No.:** **US D660,670 S**

(45) **Date of Patent:** **\*\* May 29, 2012**

(54) **CORKSCREW**

(76) Inventor: **Paul Martin Kehoe**, Whitby (CA)

(\*\*) Term: **14 Years**

(21) Appl. No.: **29/371,369**

(22) Filed: **Jan. 19, 2011**

(30) **Foreign Application Priority Data**

Nov. 16, 2010 (CA) ..... 137967

(51) **LOC (9) Cl.** ..... **07-99**

(52) **U.S. Cl.** ..... **D8/42**

(58) **Field of Classification Search** ..... D8/14,

D8/16-19, 33-43, 88, 89, 105; 7/113, 151-156;

30/400-410, 416-430, 433, 434, 443, 450;

81/3.07, 3.09, 3.2, 3.27, 3.29, 3.31, 3.35,

81/3.37, 3.4, 3.45, 3.48, 3.49, 3.55

See application file for complete search history.

(56) **References Cited**

**U.S. PATENT DOCUMENTS**

206,134 A	7/1878	Richardson et al.
593,698 A	11/1897	Stoll
593,699 A	11/1897	Stoll
593,700 A	11/1897	Stoll
814,641 A	3/1906	Coomber
4,253,351 A	3/1981	Allen
4,703,673 A	11/1987	Allen
D293,414 S	12/1987	Allen
4,765,206 A	8/1988	Poehlmann
4,947,711 A	8/1990	Giebeler
5,365,806 A	11/1994	Paramest
D359,213 S	6/1995	Entwistle
D364,324 S	11/1995	Entwistle
D366,198 S	1/1996	Laib
D389,712 S	1/1998	Usbeck
5,934,160 A	8/1999	Gibson
D419,839 S	2/2000	Schulein et al.
6,073,519 A	6/2000	Presa Eguren
D444,360 S	7/2001	Chang

D445,008 S	7/2001	Andina et al.	
6,357,322 B1	3/2002	Dolan et al.	
D463,235 S *	9/2002	Mauffette	D8/40
D463,236 S *	9/2002	Mauffette	D8/42
D464,546 S *	10/2002	Mauffette	D8/40
D466,772 S *	12/2002	Mauffette	D8/42
D474,664 S *	5/2003	Mauffette	D8/42
D499,319 S *	12/2004	Kramer	D8/42
D511,282 S *	11/2005	Vitrac	D8/42
D511,664 S *	11/2005	Lee	D8/42
D520,314 S *	5/2006	Sun	D8/42
D521,333 S *	5/2006	Yu	D8/39

(Continued)

**FOREIGN PATENT DOCUMENTS**

CA 95727 10/2002

(Continued)

**OTHER PUBLICATIONS**

Paper published by Paradi, Joseph C. having a copyright date of 1999-2003 entitled "Hand Held Single Lever Corkscrew Machines".

(Continued)

*Primary Examiner* — Garth Rademaker

(57) **CLAIM**

I claim the ornamental design for a corkscrew, as shown.

**DESCRIPTION**

FIG. 1 is a front, left side perspective view of a corkscrew showing the design;

FIG. 2 is a left side elevational view thereof;

FIG. 3 is a front elevational view thereof;

FIG. 4 is a right side elevational view thereof;

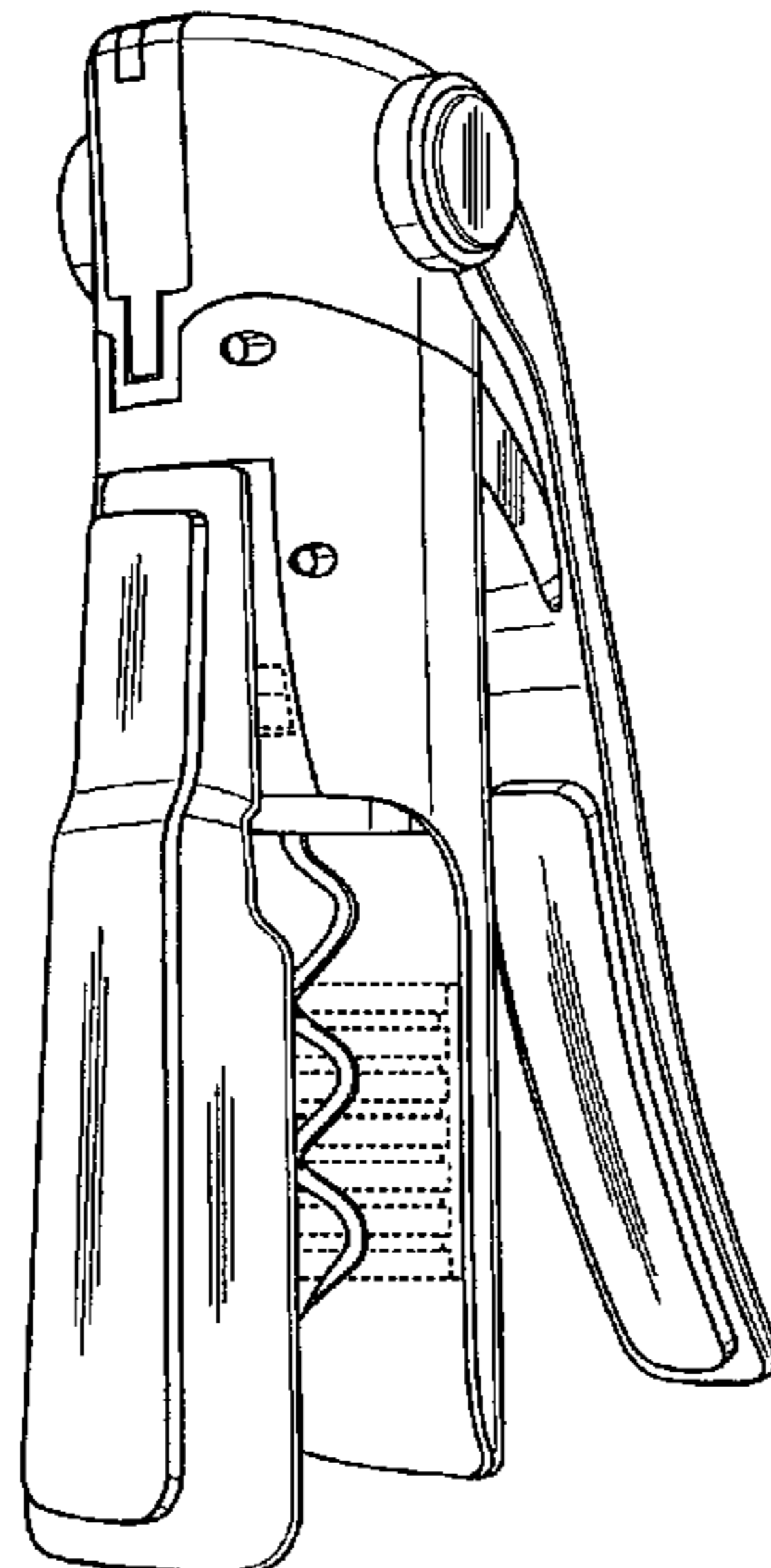
FIG. 5 is a rear elevational view thereof;

FIG. 6 is a top plan view thereof; and,

FIG. 7 is a bottom plan view thereof.

The broken lines in FIGS. 1, 2, 4, and 7 depict portions of the corkscrew which do not form part of the claimed design.

**1 Claim, 3 Drawing Sheets**



# US D660,670 S

Page 2

---

## U.S. PATENT DOCUMENTS

D546,653 S \* 7/2007 Cheung ..... D8/42  
D604,575 S \* 11/2009 Yu ..... D8/42  
D605,916 S \* 12/2009 Yu ..... D8/42

## FOREIGN PATENT DOCUMENTS

CA 96073 10/2002  
EP 0 818 414 A1 1/1998  
ES 0149579 10/2000  
FR 005906 3/2001  
GB 2096544 4/2002

GB 2106103 4/2002  
GB 2106104 4/2002  
GB 2106106 4/2002

## OTHER PUBLICATIONS

Extract from the Metrokane website showing, on p. 1, the Rabbit corkscrew (Sep. 18, 2002).

Extract from the Metrokane website showing, on p. 3, the Velvet Pocket corkscrew and the Faucet corkscrew (Sep. 18, 2002).

\* cited by examiner

Fig. 1

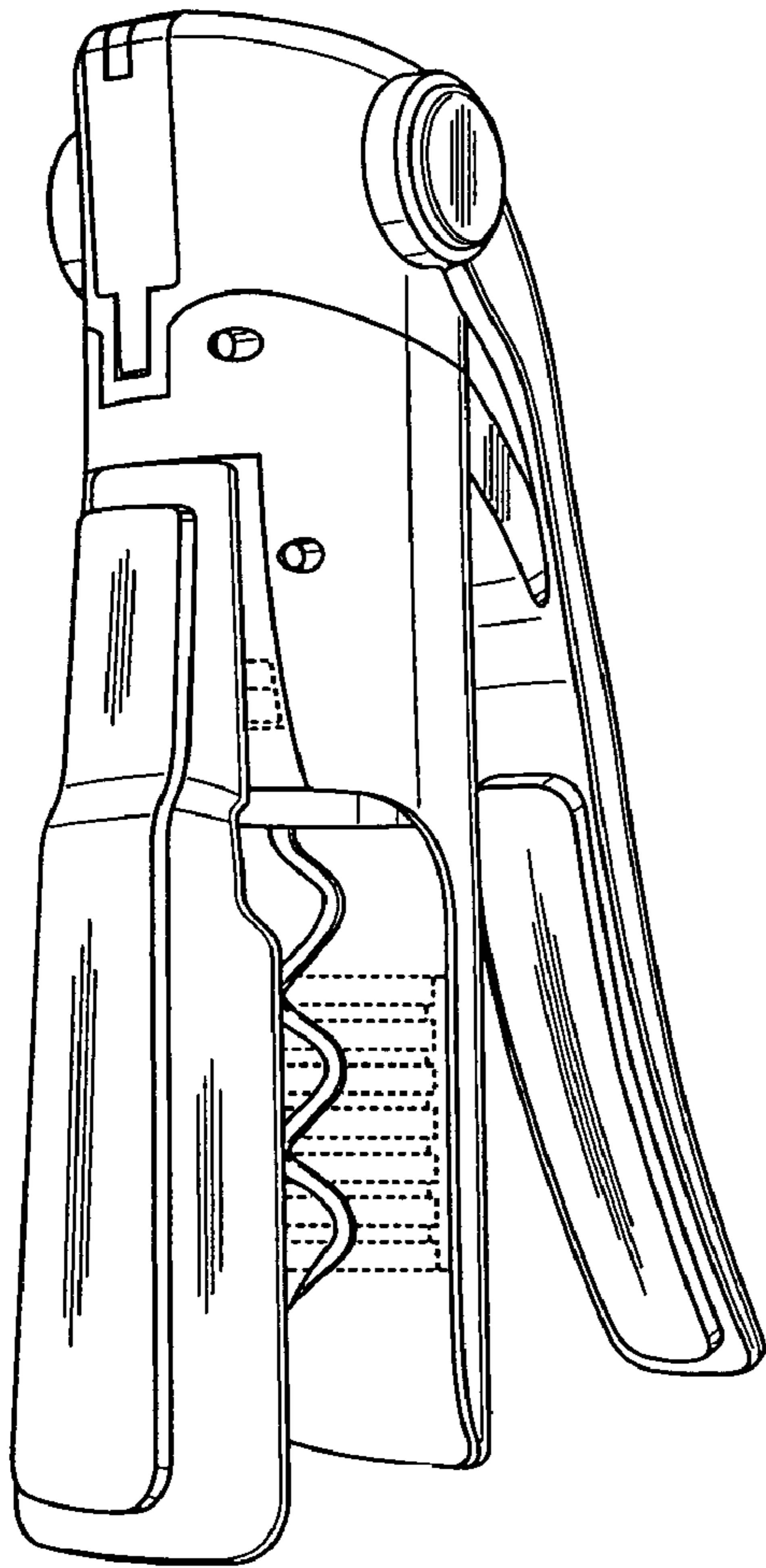


Fig. 2

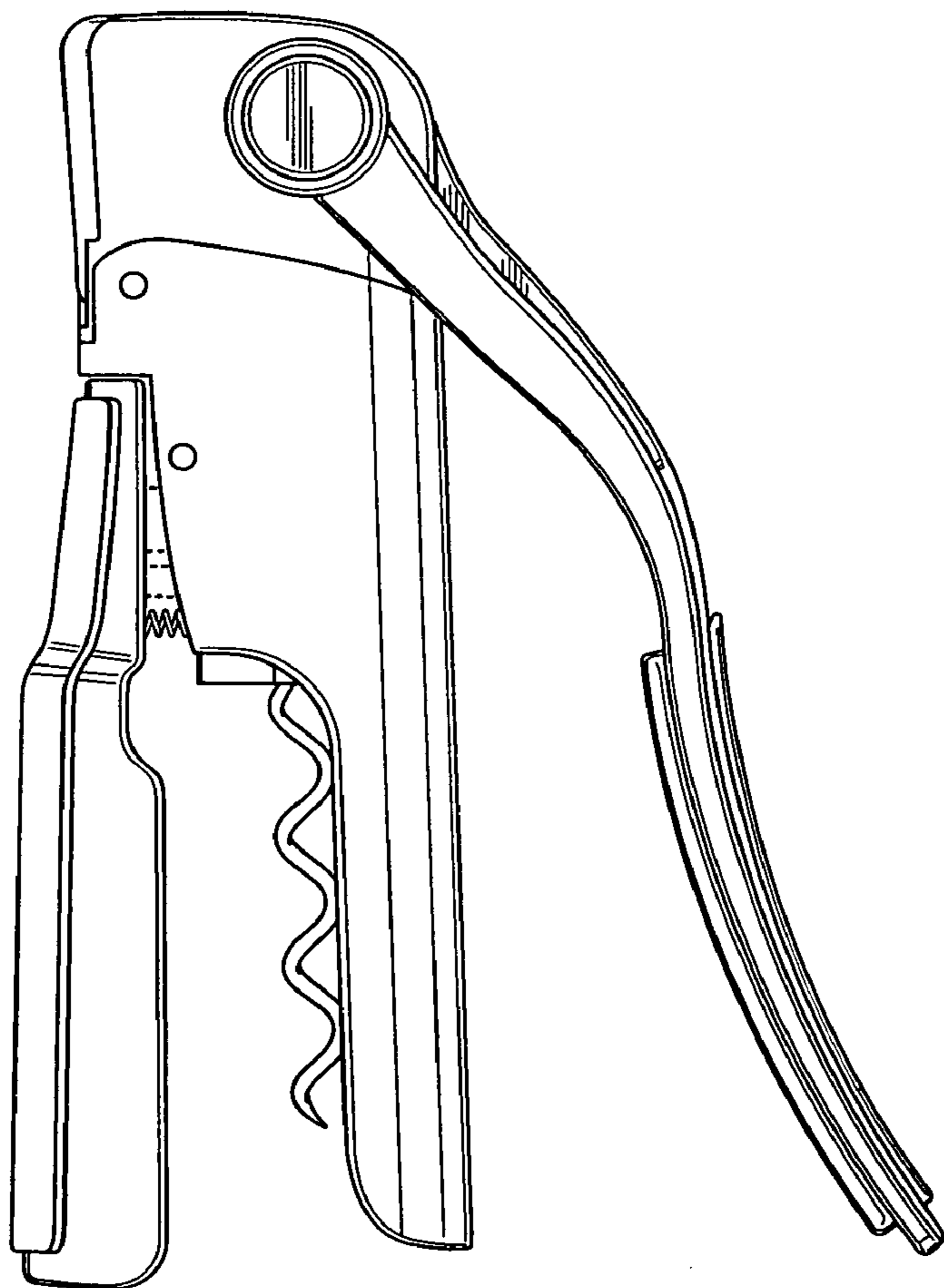


Fig. 3

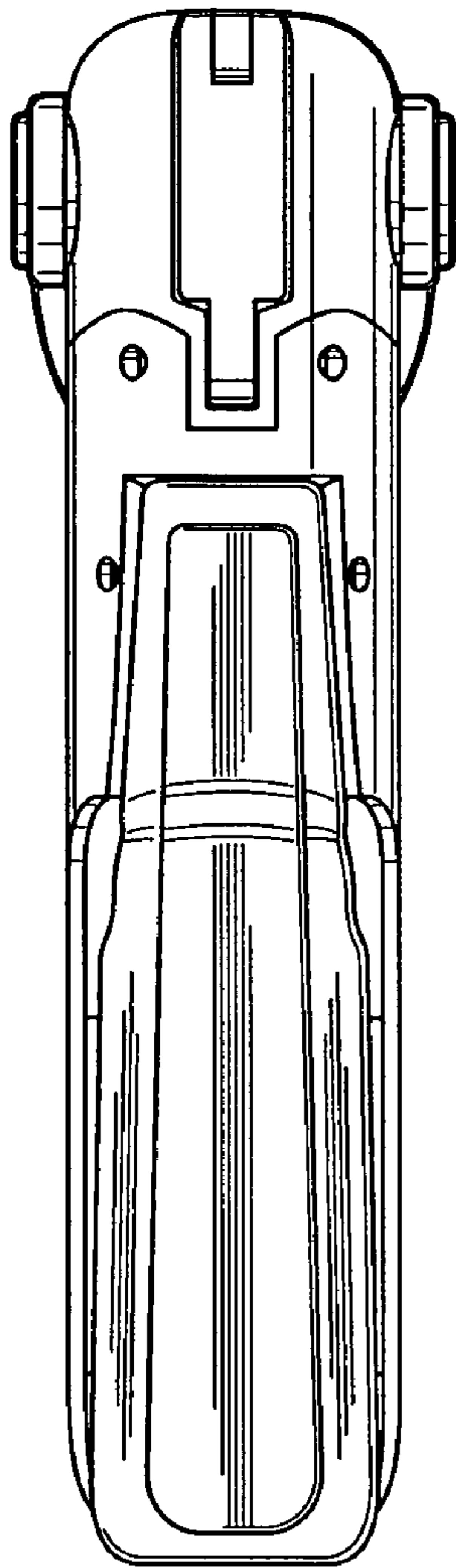


Fig. 4

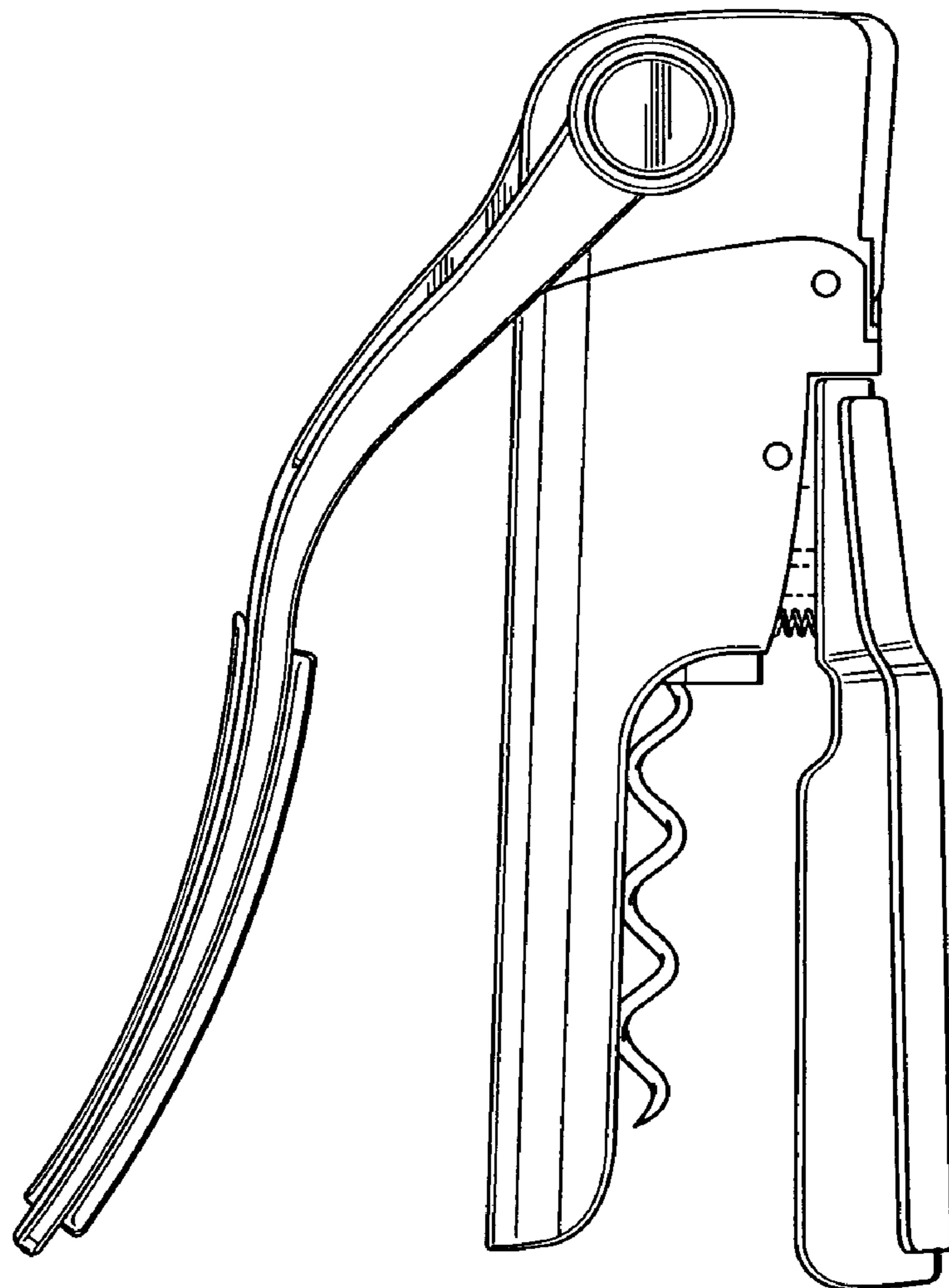


Fig. 5

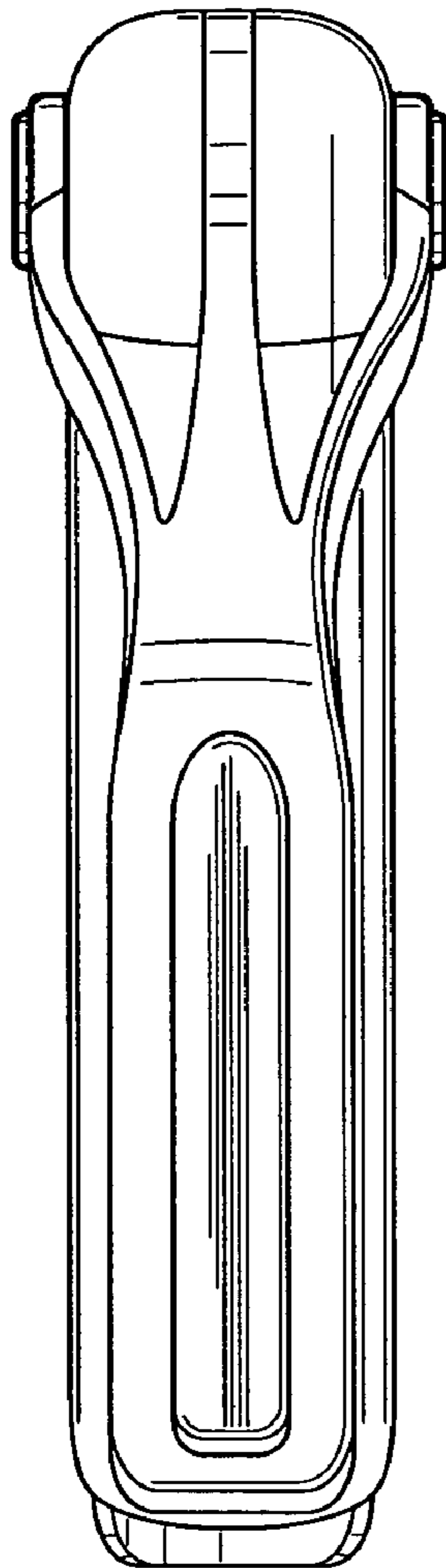


Fig. 6

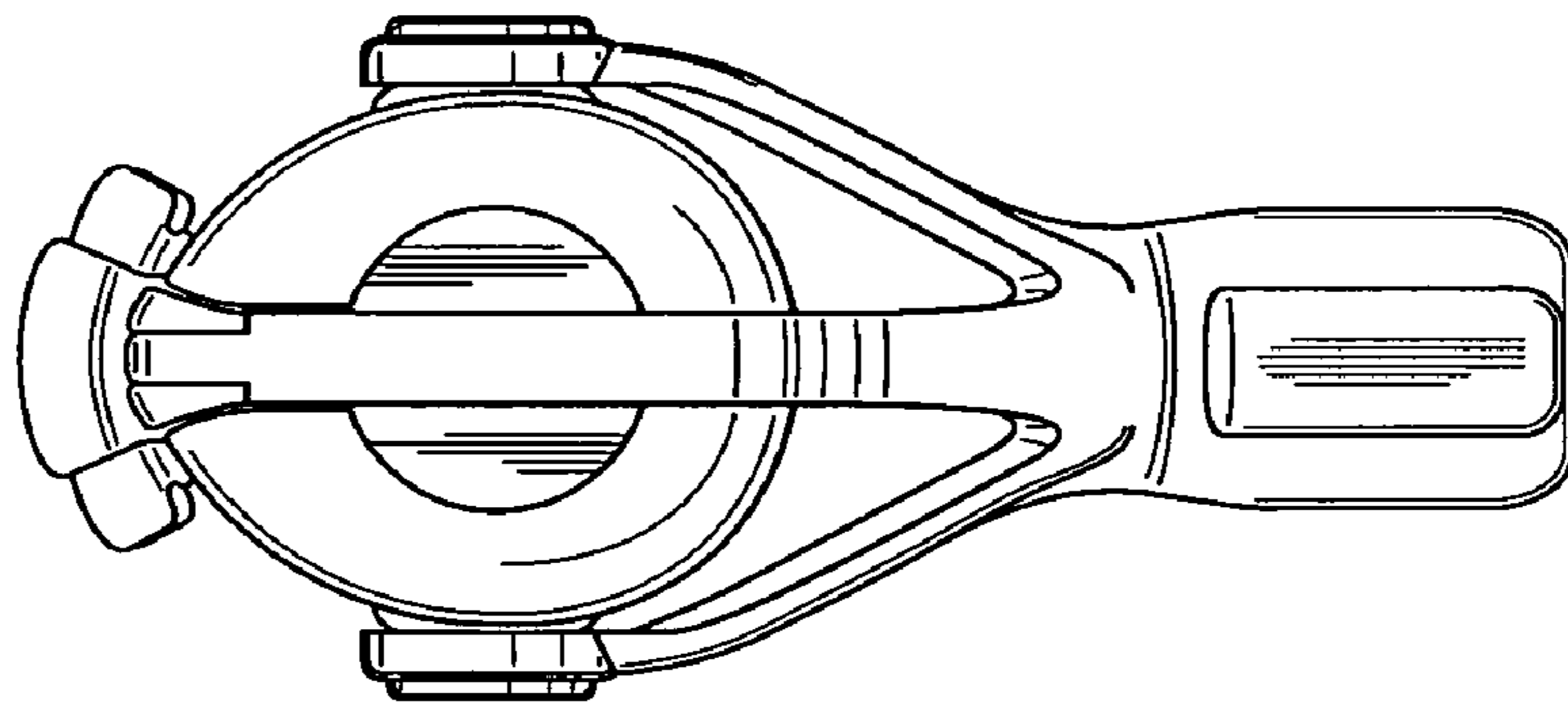


Fig. 7

