



US00D660667S

(12) **United States Design Patent**  
**Miyazaki**

(10) **Patent No.:** **US D660,667 S**

(45) **Date of Patent:** **\*\* May 29, 2012**

(54) **GRIP FOR SOLDERING IRON**

(75) Inventor: **Mitsuhiko Miyazaki**, Osaka (JP)

(73) Assignee: **Hakko Corporation**, Osaka (JP)

(\*\*) Term: **14 Years**

(21) Appl. No.: **29/392,644**

(22) Filed: **May 24, 2011**

(51) **LOC (9) Cl.** ..... **08-05**

(52) **U.S. Cl.** ..... **D8/30**

(58) **Field of Classification Search** ..... D8/14,  
D8/29.1-29.2, 30, 107; 219/222, 225, 227,  
219/229, 238; D28/12-13, 18, 35; 392/383-385  
See application file for complete search history.

(56) **References Cited**

**U.S. PATENT DOCUMENTS**

D194,318	S	*	1/1963	Knowles	.....	D8/30
3,580,462	A	*	5/1971	Vanyi	.....	228/51
D243,147	S	*	1/1977	Sylvester	.....	D8/30
D269,493	S	*	6/1983	Koturov et al.	.....	D8/30
4,459,463	A	*	7/1984	Knowles	.....	219/238
D295,017	S	*	4/1988	Evenson	.....	D8/107
D300,200	S	*	3/1989	Arehart	.....	D8/30
D300,297	S	*	3/1989	Arehart	.....	D8/30
D325,498	S	*	4/1992	Gismondi et al.	.....	D8/30
5,803,061	A	*	9/1998	Kao	.....	126/414
D399,396	S	*	10/1998	Gibbs	.....	D8/30
5,928,536	A	*	7/1999	Lee	.....	219/229
D440,837	S	*	4/2001	Hart et al.	.....	D8/14
D481,278	S	*	10/2003	Murillo	.....	D8/30
6,710,304	B2		3/2004	Yokoo	.....	
6,989,511	B1	*	1/2006	Tsai	.....	219/229
D518,350	S	*	4/2006	Hay	.....	D8/107
D518,351	S	*	4/2006	Hay	.....	D8/107
D519,821	S	*	5/2006	Tsai	.....	D8/107

D530,168	S	*	10/2006	Doi et al.	.....	D8/30
7,291,809	B2	*	11/2007	Shigekawa	.....	219/229
7,626,140	B2	*	12/2009	Shigekawa	.....	219/229
7,679,032	B2	*	3/2010	Masaki	.....	219/229
7,745,760	B2	*	6/2010	Shigekawa	.....	219/229
7,807,949	B2		10/2010	Miyazaki	.....	

**FOREIGN PATENT DOCUMENTS**

WO WO2005/070606 8/2005

**OTHER PUBLICATIONS**

Taiyo Electric Ind. Co. Ltd., Generalization catalogue 2010-2011, vol. 43, p. 18, published Jan. 2010 (2 pages).  
Taiyo Electric Ind. Co. Ltd., Generalization catalogue 2010-2011, vol. 43, p. 32, published Jan. 2010 (1 page).  
Nippon Gesco Co. Ltd., GESCO 2003, published in 2003 (2 pages).

\* cited by examiner

*Primary Examiner* — Philip S Hyder

*Assistant Examiner* — Roselynn Cody

(74) *Attorney, Agent, or Firm* — Squire Sanders (US) LLP

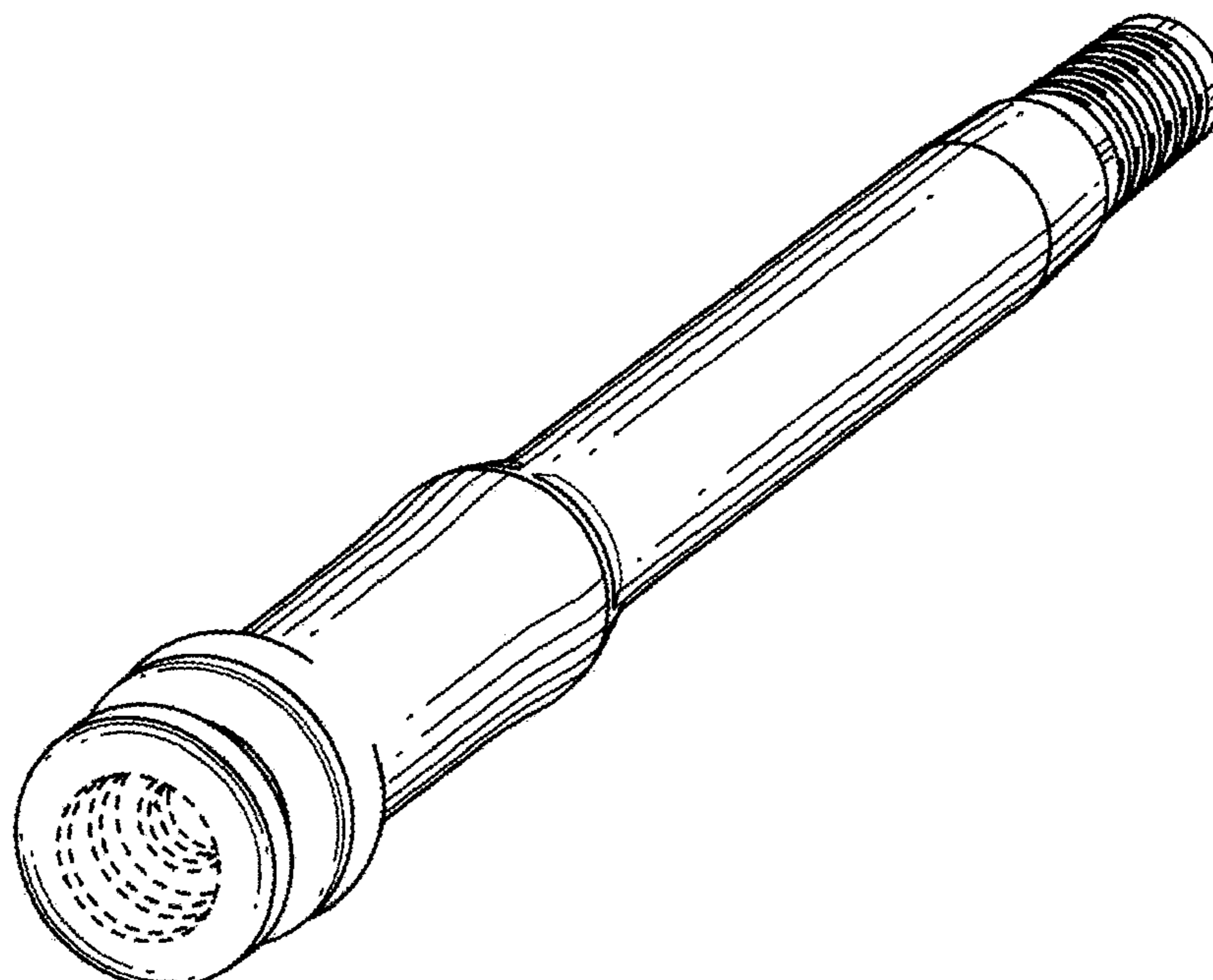
(57) **CLAIM**

The ornamental design for a grip for soldering iron, as shown and described.

**DESCRIPTION**

FIG. 1 is a perspective view of a grip for soldering iron; FIG. 2 is a front view thereof, the opposite side being a mirror image of the side shown herein; FIG. 3 is a left side view thereof; FIG. 4 is a right side view thereof; and, FIG. 5 is a top view thereof, the opposite side being an identical image of the side shown herein. The portion shown by broken lines is for illustrative purposes only and forms no part of the claimed design.

**1 Claim, 2 Drawing Sheets**



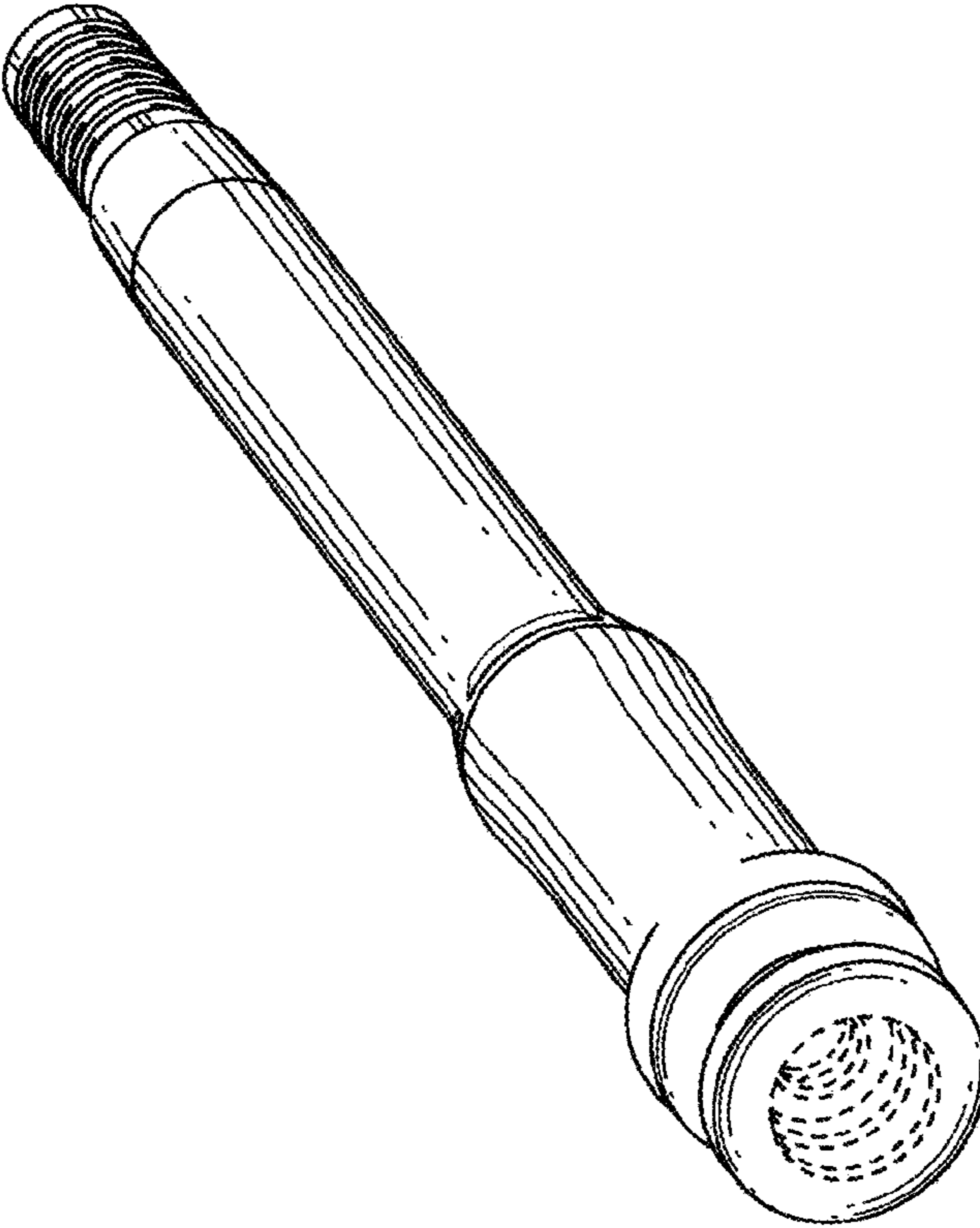


FIG.1

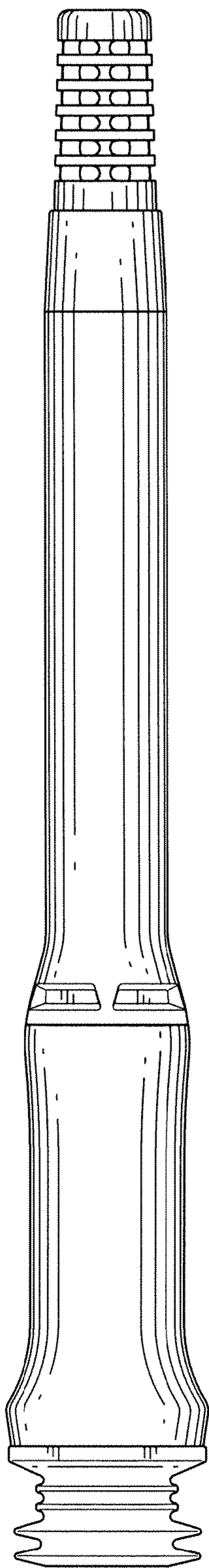


FIG. 2

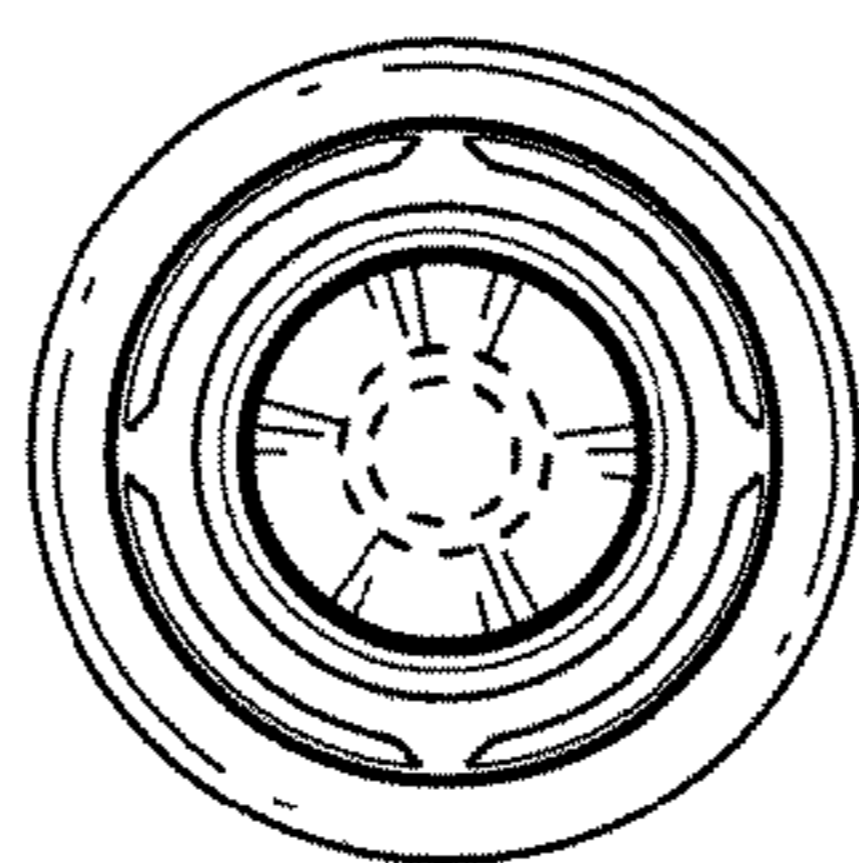


FIG. 4

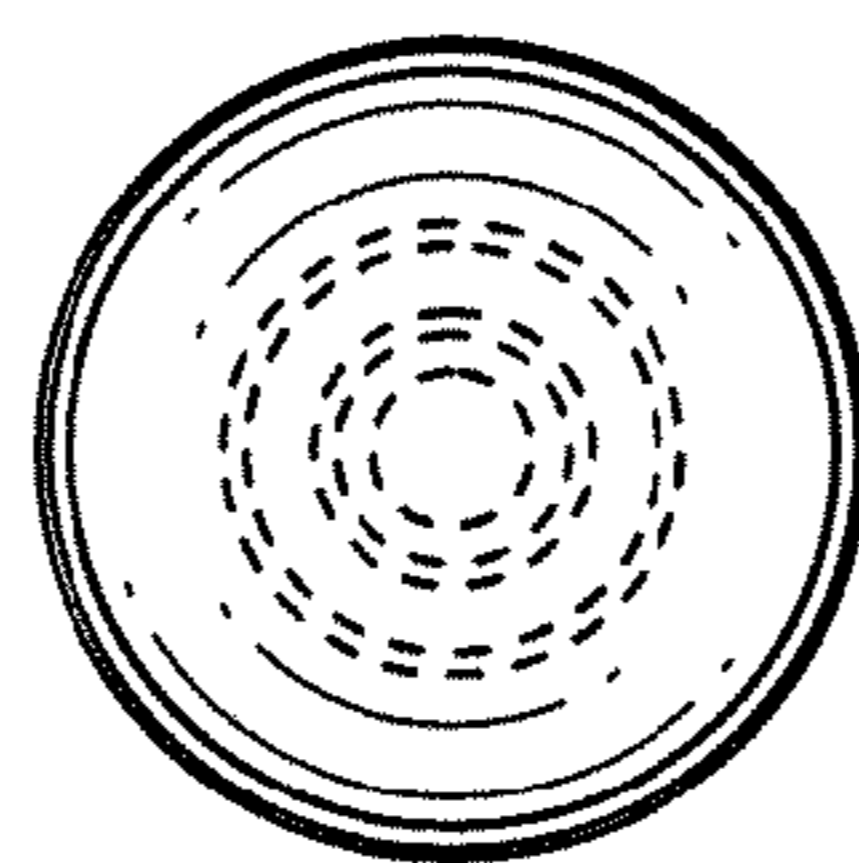


FIG. 3

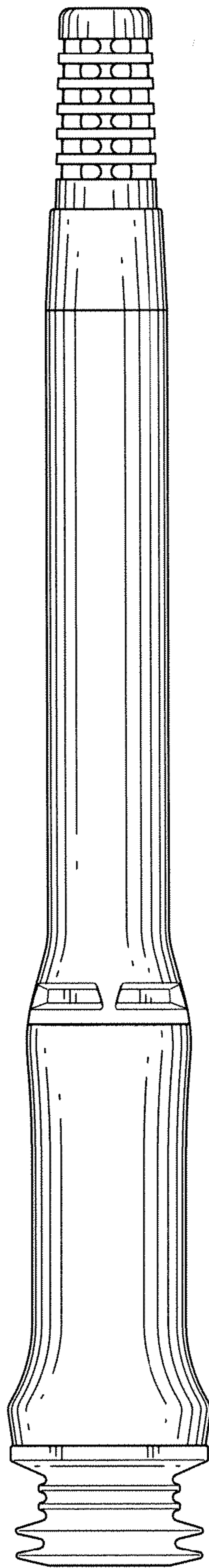


FIG. 5