

US00D660666S

(12) **United States Design Patent**
Chang

(10) **Patent No.:** **US D660,666 S**

(45) **Date of Patent:** **** May 29, 2012**

(54) **RATCHET WRENCH**

(76) Inventor: **Chih-Min Chang**, Changhua County
(TW)

(**) Term: **14 Years**

(21) Appl. No.: **29/407,574**

(22) Filed: **Nov. 30, 2011**

(51) **LOC (9) Cl.** **08-05**

(52) **U.S. Cl.** **D8/25; D8/28**

(58) **Field of Classification Search** D8/21-30;
81/60, 177.1, 177.85, 121.1, 124.3, 165-170,
81/110.1, 176.2, 124.6, 176.1, 176.15, 177.2;
16/110.1; D15/144.1; 219/75, 227, 229,
219/121.16, 121.18

See application file for complete search history.

(56) **References Cited**

U.S. PATENT DOCUMENTS

| | | | | | |
|-----------|------|---------|-------|-------|---------|
| 6,516,691 | B1 * | 2/2003 | Wei | | 81/63.2 |
| 7,017,453 | B2 * | 3/2006 | Hu | | 81/63.2 |
| 7,062,994 | B2 * | 6/2006 | Chen | | 81/63 |
| 7,146,882 | B1 * | 12/2006 | Chang | | 81/63.2 |
| 7,322,263 | B2 * | 1/2008 | Wu | | 81/63.2 |
| 7,444,904 | B2 * | 11/2008 | Huang | | 81/63.2 |

| | | | | | |
|--------------|------|--------|--------------|-------|---------|
| 7,802,498 | B2 * | 9/2010 | Hu | | 81/63.1 |
| 2003/0005795 | A1 * | 1/2003 | McCann | | 81/63.2 |
| 2004/0035256 | A1 * | 2/2004 | Hsien | | 81/63.1 |
| 2004/0045415 | A1 * | 3/2004 | Hsien | | 81/63.2 |
| 2004/0089106 | A1 * | 5/2004 | Wolfe et al. | | 81/58.3 |

* cited by examiner

Primary Examiner — Raphael Barkai

Assistant Examiner — Randall H Gholson

(74) *Attorney, Agent, or Firm* — Browdy and Neimark, PLLC

(57) **CLAIM**

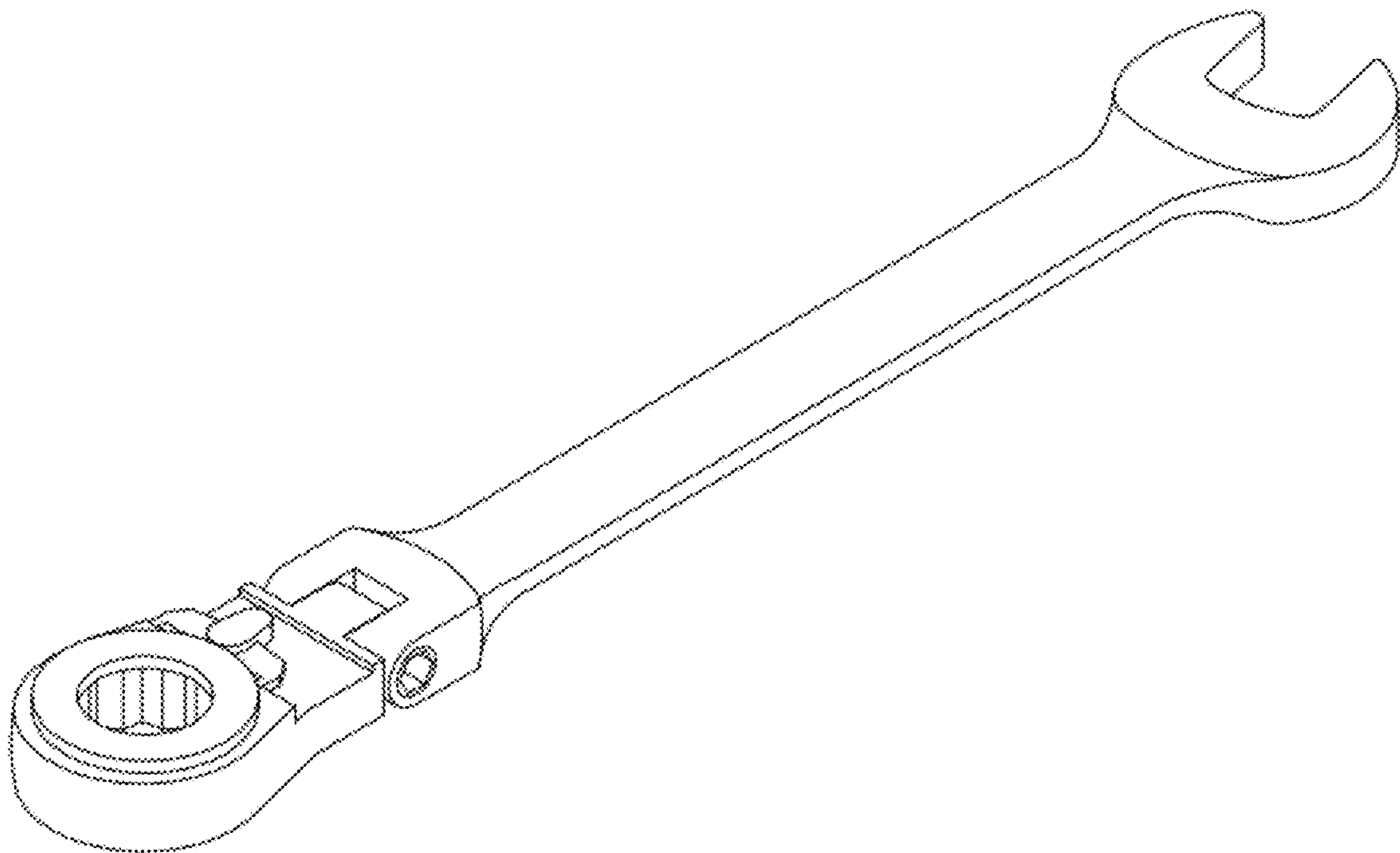
The ornamental design for the ratchet wrench.

DESCRIPTION

FIG. 1 shows a perspective view of the present design.
FIG. 2 shows a front elevational view of the present design.
FIG. 3 shows a rear elevational view of the present design.
FIG. 4 shows a left side elevational view of the present design.
FIG. 5 shows a right side elevational view of the present design.

FIG. 6 shows a top plan view of the present design; and,
FIG. 7 shows a bottom plan view of the present design.

1 Claim, 4 Drawing Sheets



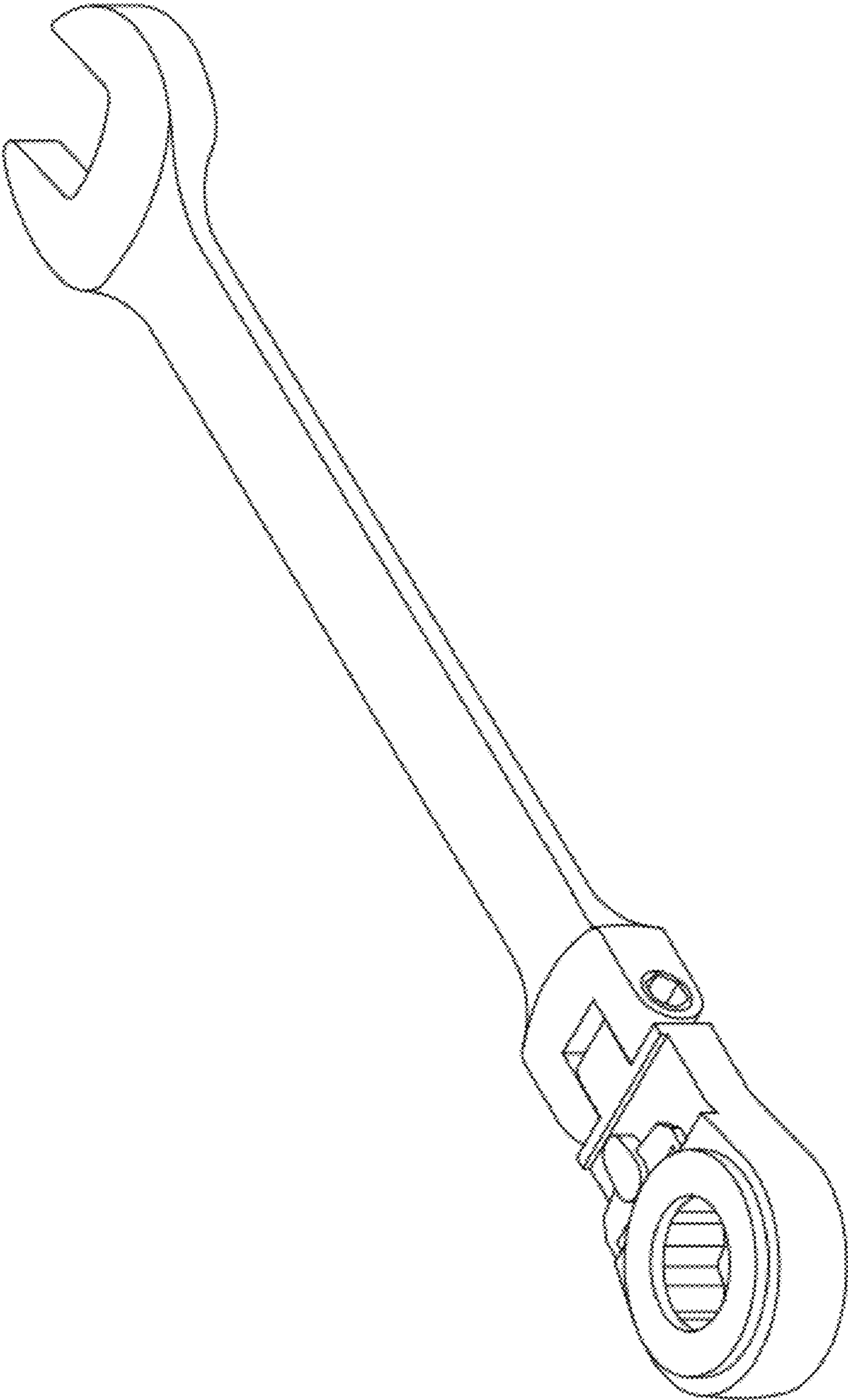


FIG. 1




FIG. 2




FIG. 3

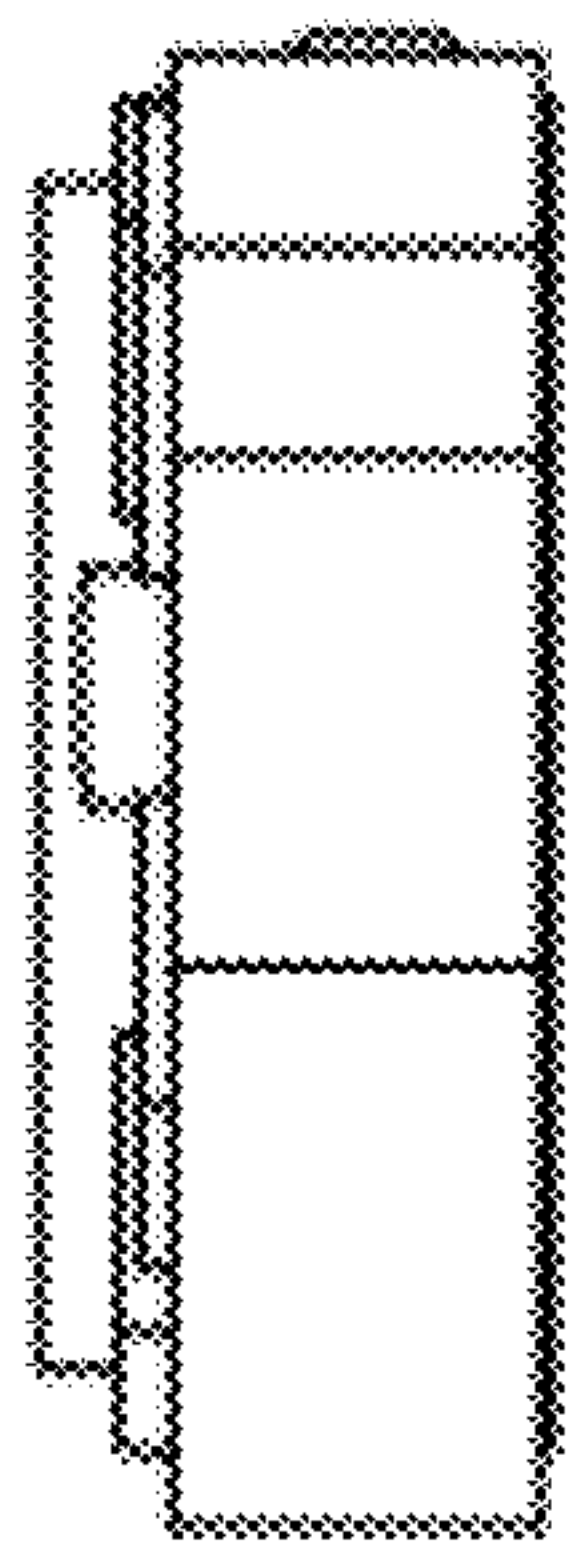


FIG. 5




FIG. 4




FIG. 6




FIG. 7