

US00D660649S

(12) **United States Design Patent**
McClellan et al.

(10) **Patent No.:** **US D660,649 S**

(45) **Date of Patent:** **** May 29, 2012**

(54) **BEVERAGE CONTAINER**

(75) Inventors: **Ruth McClellan**, Pittsfield, PA (US);
Kevin Blaine Hoover, Pittsfield, PA
(US); **Robert Sokolski**, Warren, PA (US)

(73) Assignee: **Whirley Industries, Inc.**, Warren, PA
(US)

(**) Term: **14 Years**

(21) Appl. No.: **29/409,401**

(22) Filed: **Dec. 22, 2011**

Related U.S. Application Data

(62) Division of application No. 29/386,536, filed on Mar. 2, 2011, now Pat. No. Des. 654,320.

(51) **LOC (9) Cl.** **07-01**

(52) **U.S. Cl.** **D7/525; D7/513; D7/537; D11/154;**
D26/22

(58) **Field of Classification Search** D7/524,
D7/425, 537, 509, 523, 525, 513; 220/703;
D26/9, 20, 22; D11/146, 143, 152, 153,
D11/154

See application file for complete search history.

(56) **References Cited**

U.S. PATENT DOCUMENTS

D50,703 S	5/1917	Ridgway	
D110,483 S	7/1938	Fuerst	
D115,519 S *	7/1939	Moreau	D7/537
D115,521 S *	7/1939	Moreau	D7/537
D164,618 S	9/1951	Yuchtman	
D233,876 S *	12/1974	Mazur	D7/524

D248,004 S	5/1978	Simpson	
D281,910 S *	12/1985	Dinnebier et al.	D26/11
D283,287 S *	4/1986	Bosteels	D7/507
D302,225 S *	7/1989	Shapard	D7/524
D400,051 S *	10/1998	Miyagi	D7/524
D401,469 S *	11/1998	Klein	D7/396.6
D414,655 S	10/1999	Schwarz	
D418,015 S	12/1999	Santini	
D424,717 S *	5/2000	Padilla et al.	D26/7
D425,371 S *	5/2000	Kerr	D7/519
D435,194 S *	12/2000	Betras	D7/511
D473,753 S *	4/2003	Hanson	D7/510
D481,259 S *	10/2003	Kerman	D7/524
D568,548 S *	5/2008	Nylen	D30/125
D575,107 S	8/2008	Martin	
D600,974 S *	9/2009	Cox	D7/396.2
D647,371 S *	10/2011	Myers et al.	D7/523

* cited by examiner

Primary Examiner — Marianne Pandozzi

(74) *Attorney, Agent, or Firm* — Buchanan Ingersoll & Rooney PC

(57) **CLAIM**

The ornamental design for a beverage container, as shown.

DESCRIPTION

FIG. 1 is a perspective view of a beverage container showing our new design;

FIG. 2 is a front view thereof;


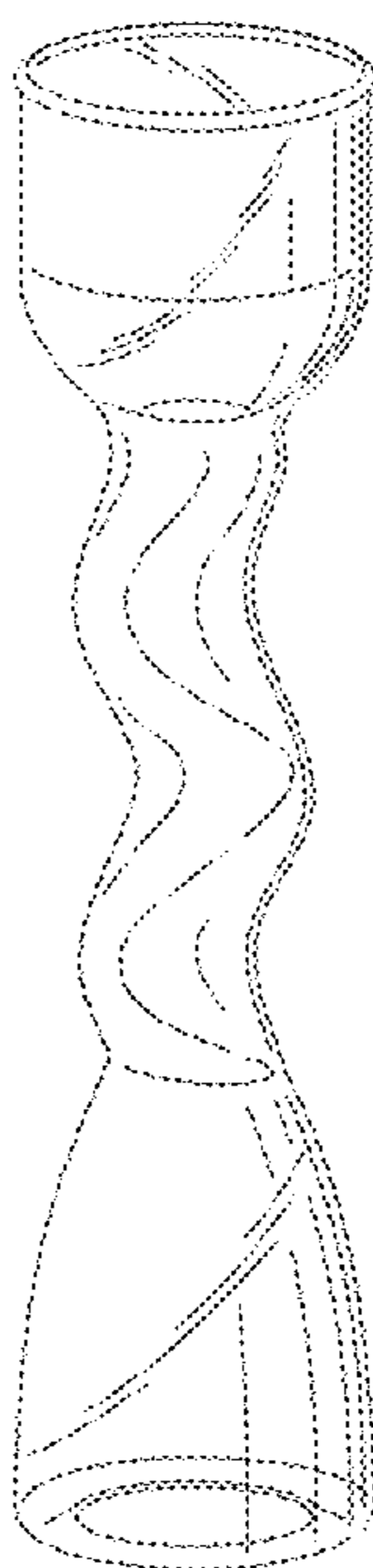
FIG. 3 is a top view thereof; and

FIG. 4 is a bottom view thereof.

FIG. 5 is a perspective view of a second embodiment of a beverage container showing our new design; and,

FIG. 6 is a front view of the embodiment shown in FIG. 5.

1 Claim, 3 Drawing Sheets



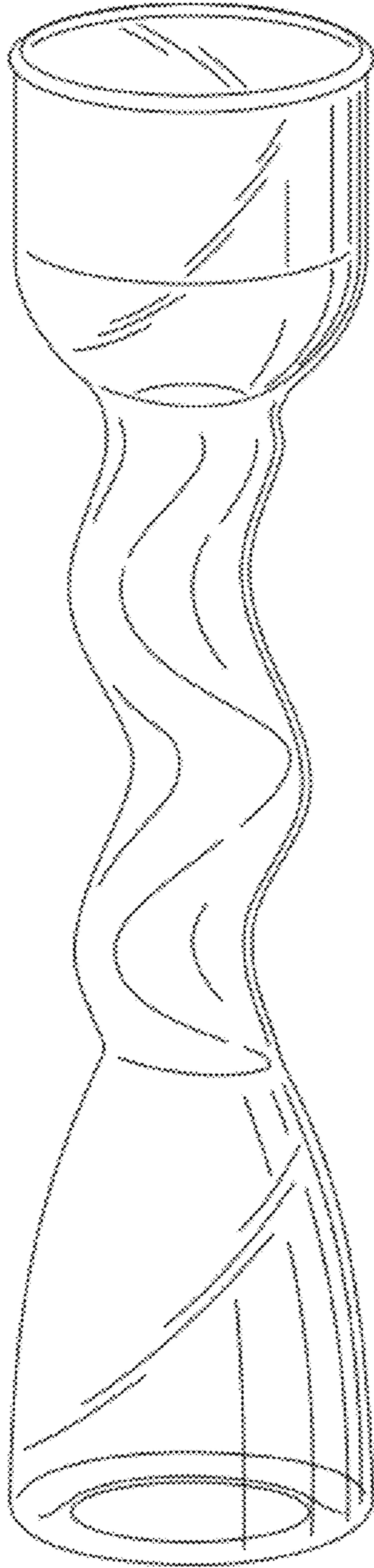


Fig. 1

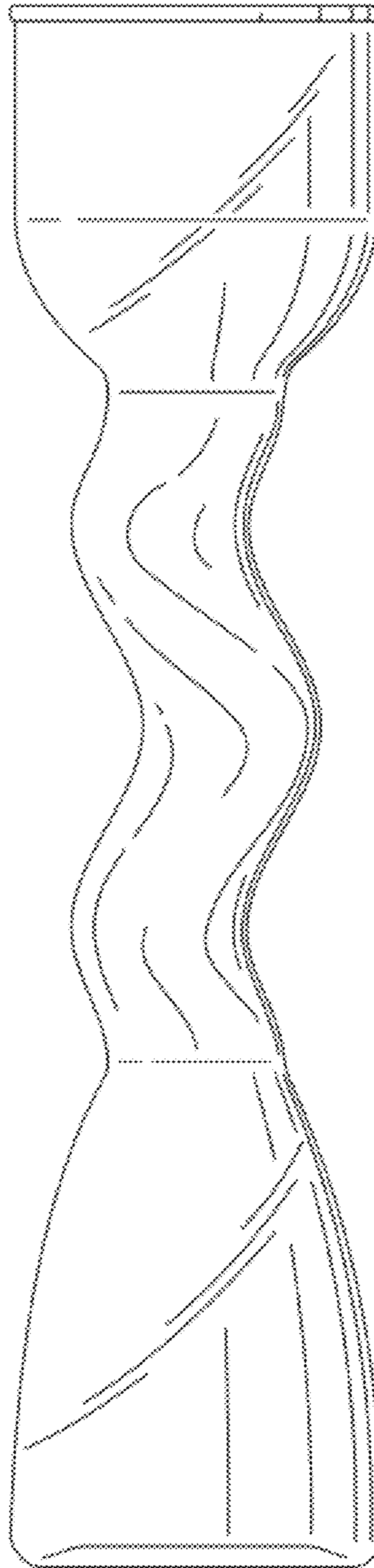


Fig. 2

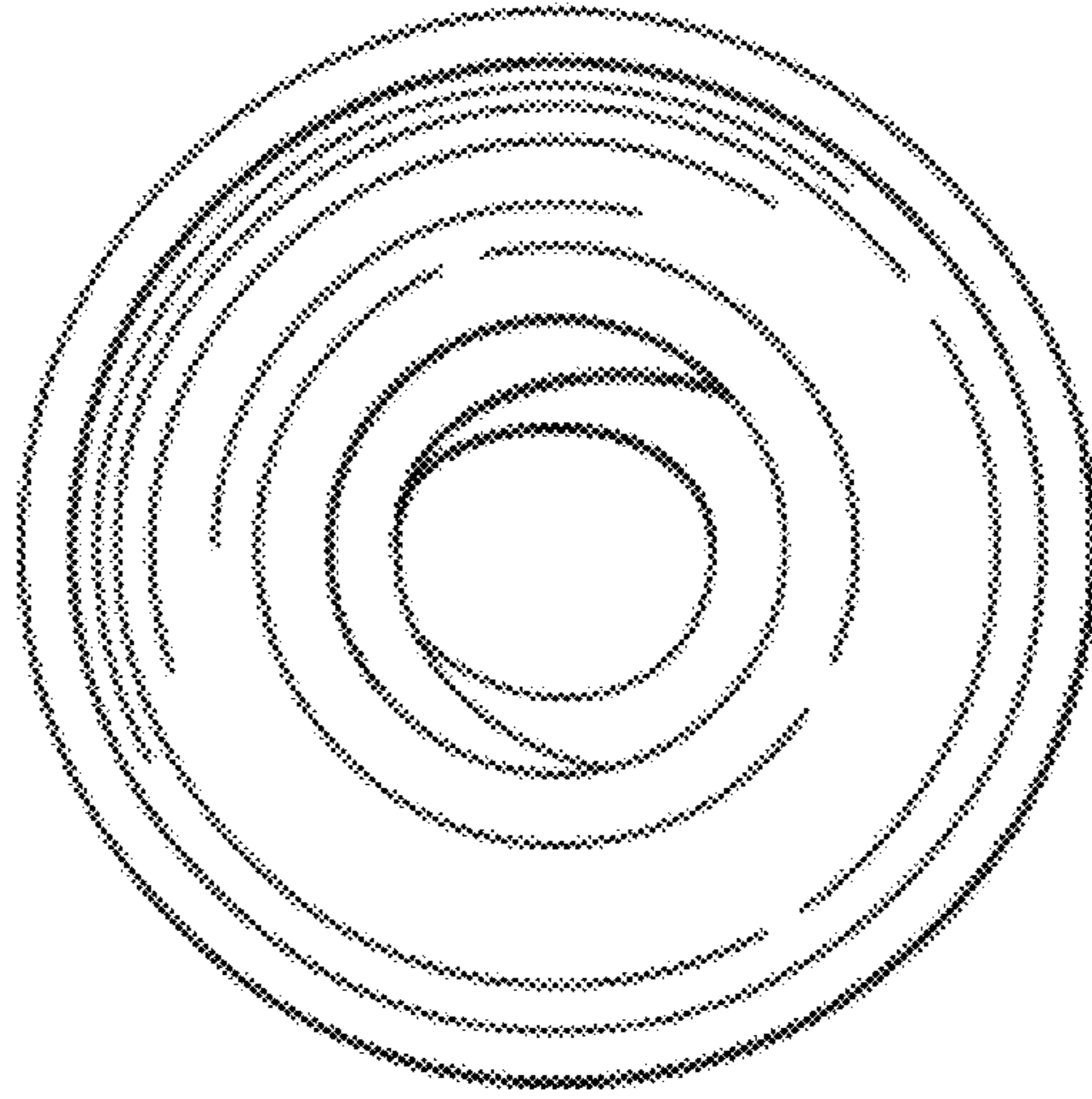


Fig. 3

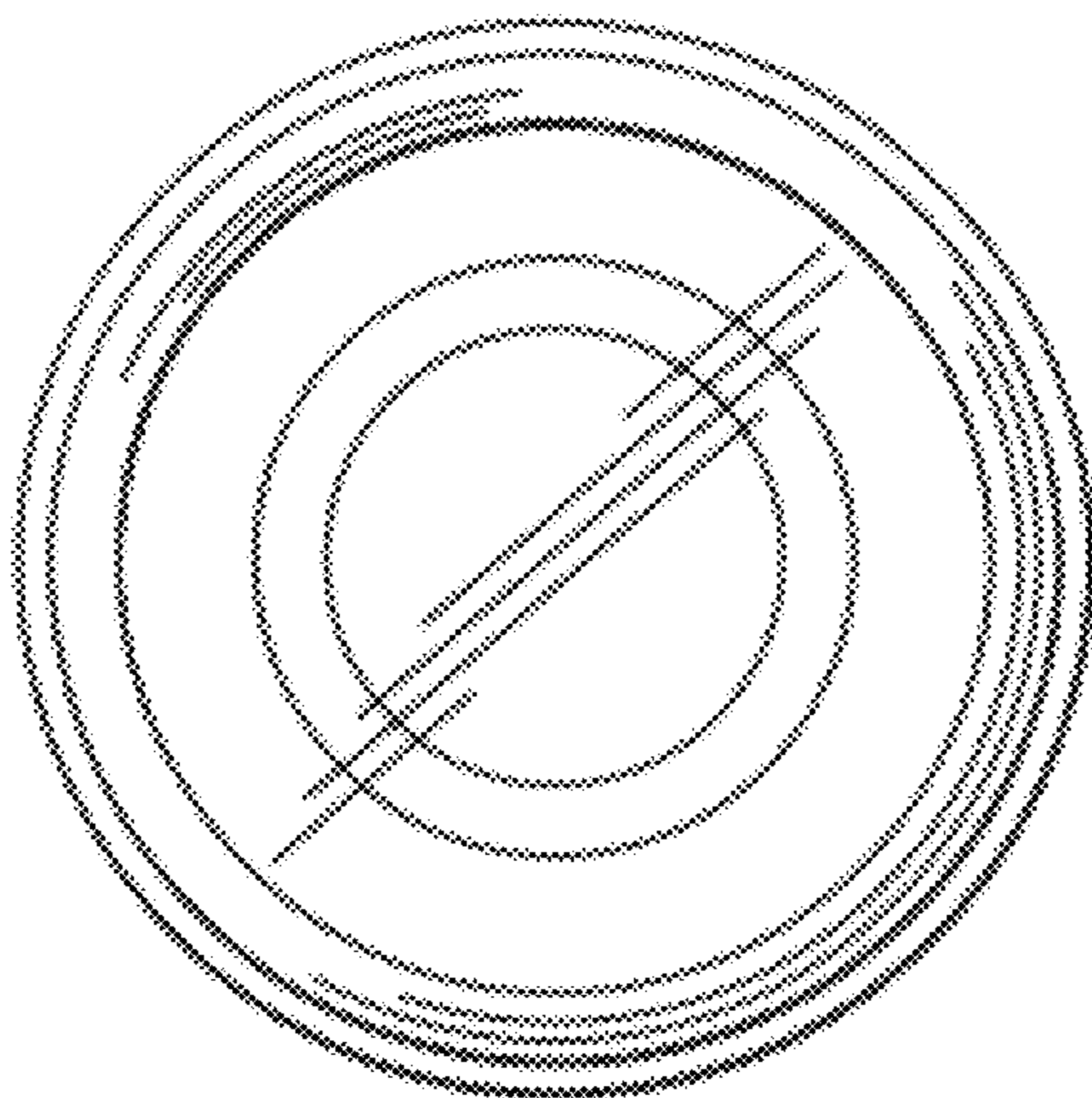


Fig. 4

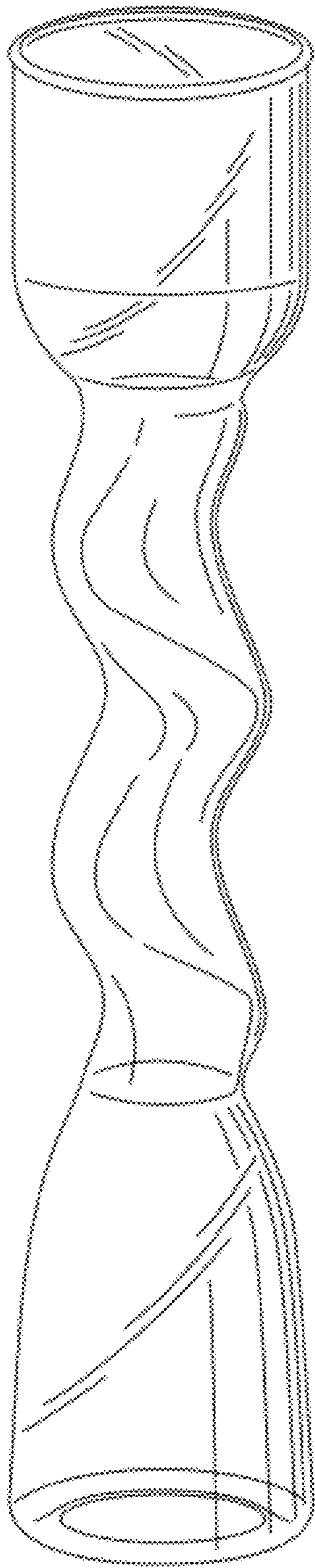


Fig. 5

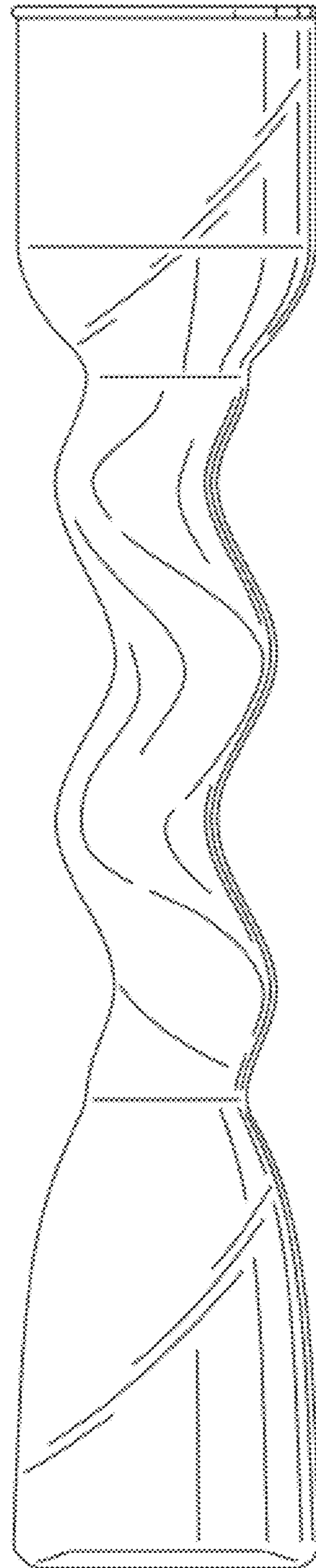


Fig. 6