



US00D660627S

(12) **United States Design Patent**
Garner

(10) **Patent No.:** **US D660,627 S**

(45) **Date of Patent:** **** May 29, 2012**

(54) **TISSUE HOLDER**

(76) Inventor: **Robert Garner**, Miami Beach, FL (US)

(**) Term: **14 Years**

(21) Appl. No.: **29/378,816**

(22) Filed: **Nov. 10, 2010**

(51) **LOC (9) Cl.** **20-02**

(52) **U.S. Cl.** **D6/520**

(58) **Field of Classification Search** D6/515-523,
D6/566, 552, 512-514; D3/201, 304, 305,
D3/306; 206/389, 391; 211/13.1, 86.01,
211/87.01, 71.01, 181.1; 242/580, 590, 560.3;
248/309.1; D34/1; D11/148; 220/489

See application file for complete search history.

(56) **References Cited**

U.S. PATENT DOCUMENTS

4,389,026	A	*	6/1983	Willa et al.	242/560.3
D302,504	S	*	8/1989	Levy	D6/520
D356,459	S	*	3/1995	Echeverri	D6/520
D375,673	S	*	11/1996	Schowalter	D6/513
D381,538	S	*	7/1997	Smith	D6/520
D390,011	S	*	2/1998	Turner	D6/513
D425,738	S	*	5/2000	Lubowicz et al.	D6/520
D430,984	S	*	9/2000	Camarena	D6/520
D475,227	S	*	6/2003	Clarke	D6/520
D511,429	S	*	11/2005	Lor	D6/520
D545,098	S	*	6/2007	Wolfson	D6/520

D546,605	S	*	7/2007	Wolfson	D6/520
D547,983	S	*	8/2007	Jackson, III	D6/520
D551,000	S	*	9/2007	Romano	D6/520
D553,403	S	*	10/2007	Williams	D6/520
D563,129	S	*	3/2008	Wolfson et al.	D6/520
D576,434	S	*	9/2008	Wolfson et al.	D6/520
D624,769	S	*	10/2010	Pierre-Louis	D6/520

* cited by examiner

Primary Examiner — Brian N Vinson

(74) *Attorney, Agent, or Firm* — Steven M. Greenberg, Esq.;
Carey, Rodriguez, Greenberg & O'Keefe, LLP

(57) **CLAIM**

The ornamental design for a tissue holder, as shown and described.

DESCRIPTION

FIG. 1 is a top, front, and left side perspective view of a tissue holder thereof showing my new design;
FIG. 2 is a front elevational view thereof;
FIG. 3 is a rear elevational view thereof;
FIG. 4 is a left side elevational view thereof;
FIG. 5 is a right side elevational view thereof;
FIG. 6 is a top plan view thereof;
FIG. 7 is a bottom plan view thereof; and,
FIG. 8 is a top, rear, and right side perspective view thereof.
The broken-line disclosure in the views is understood to represent portions of the article in which the claimed design is embodied, but which form no part of the claimed design.

1 Claim, 7 Drawing Sheets

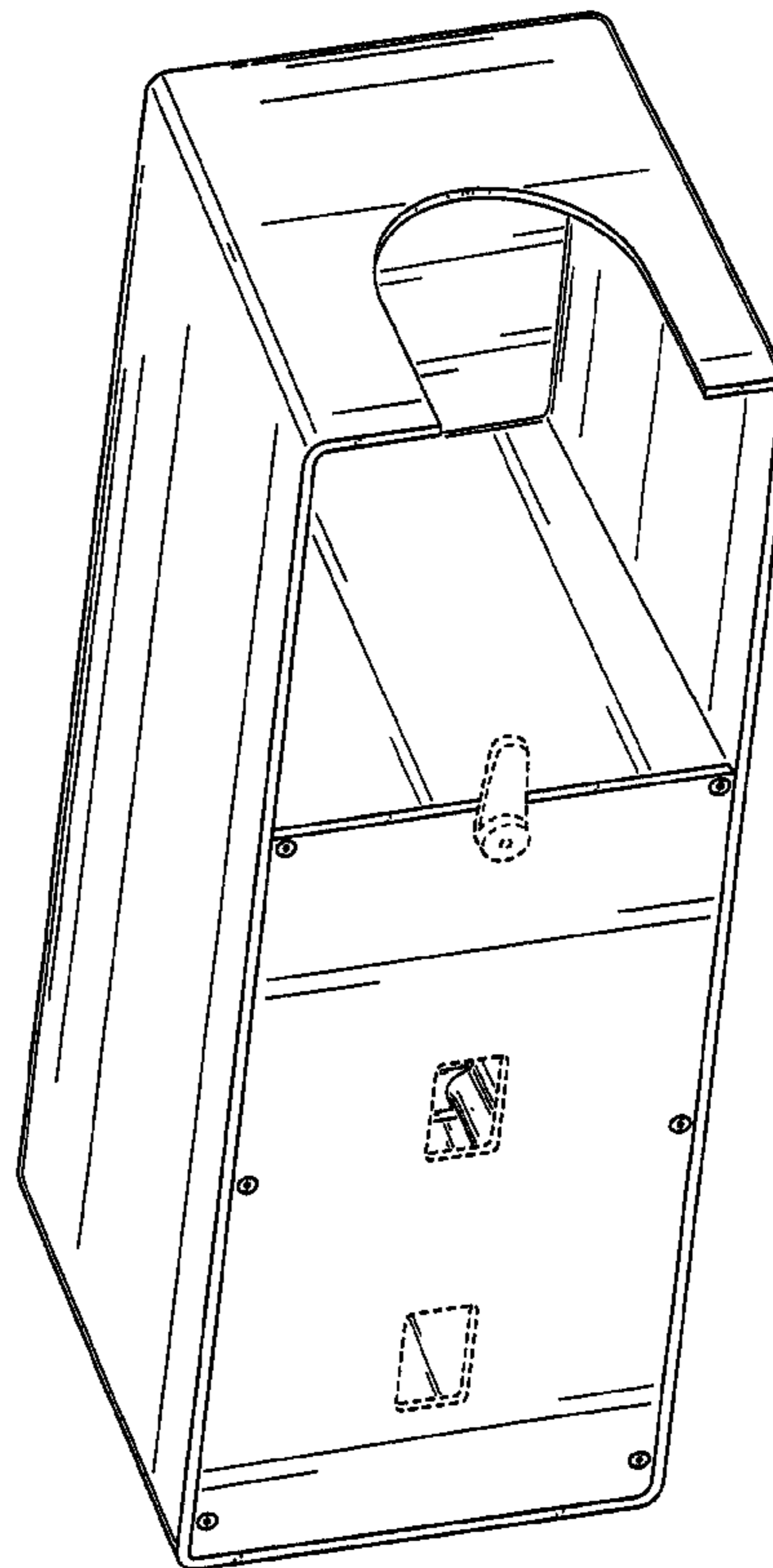
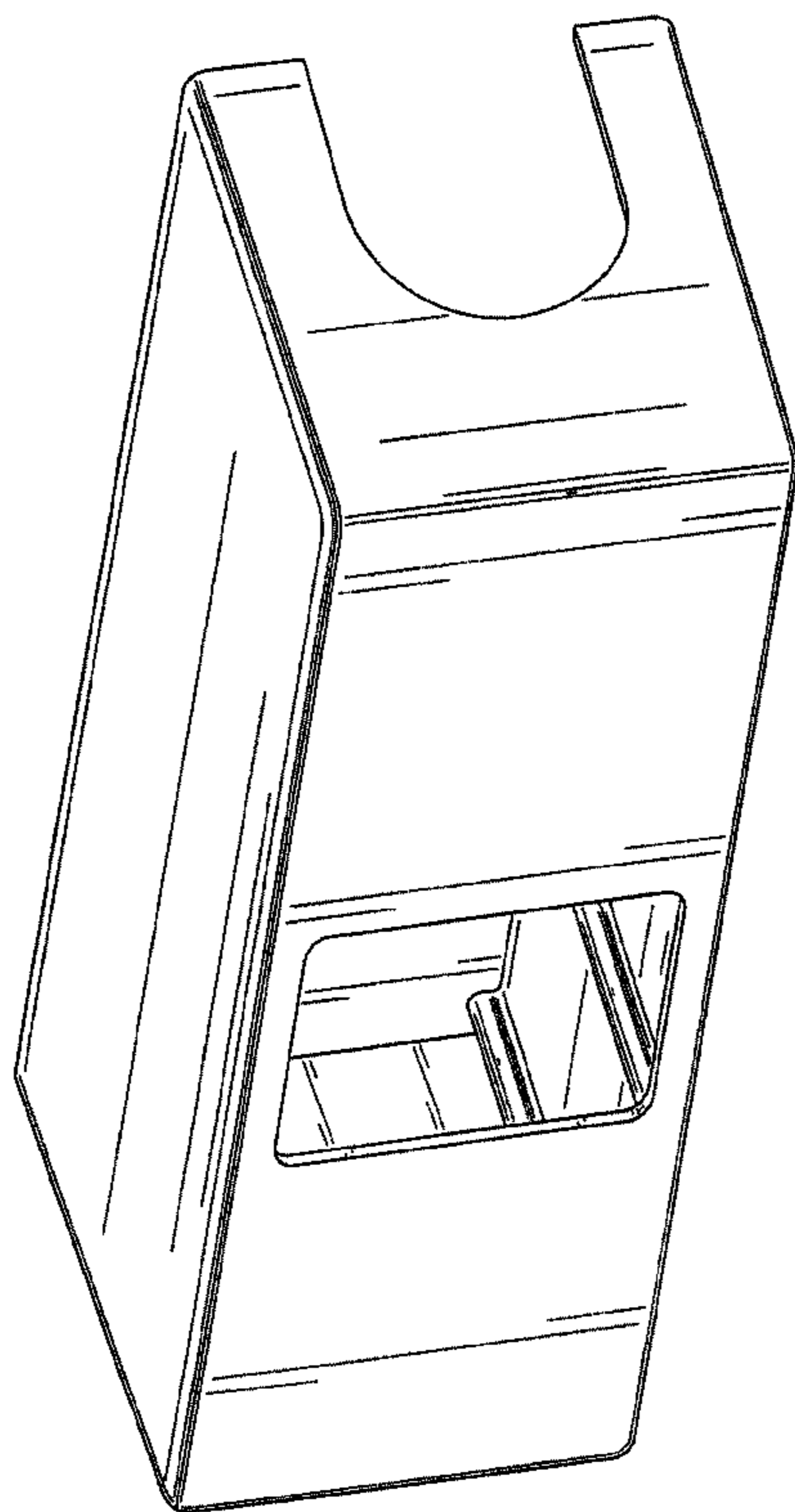


FIG. 1

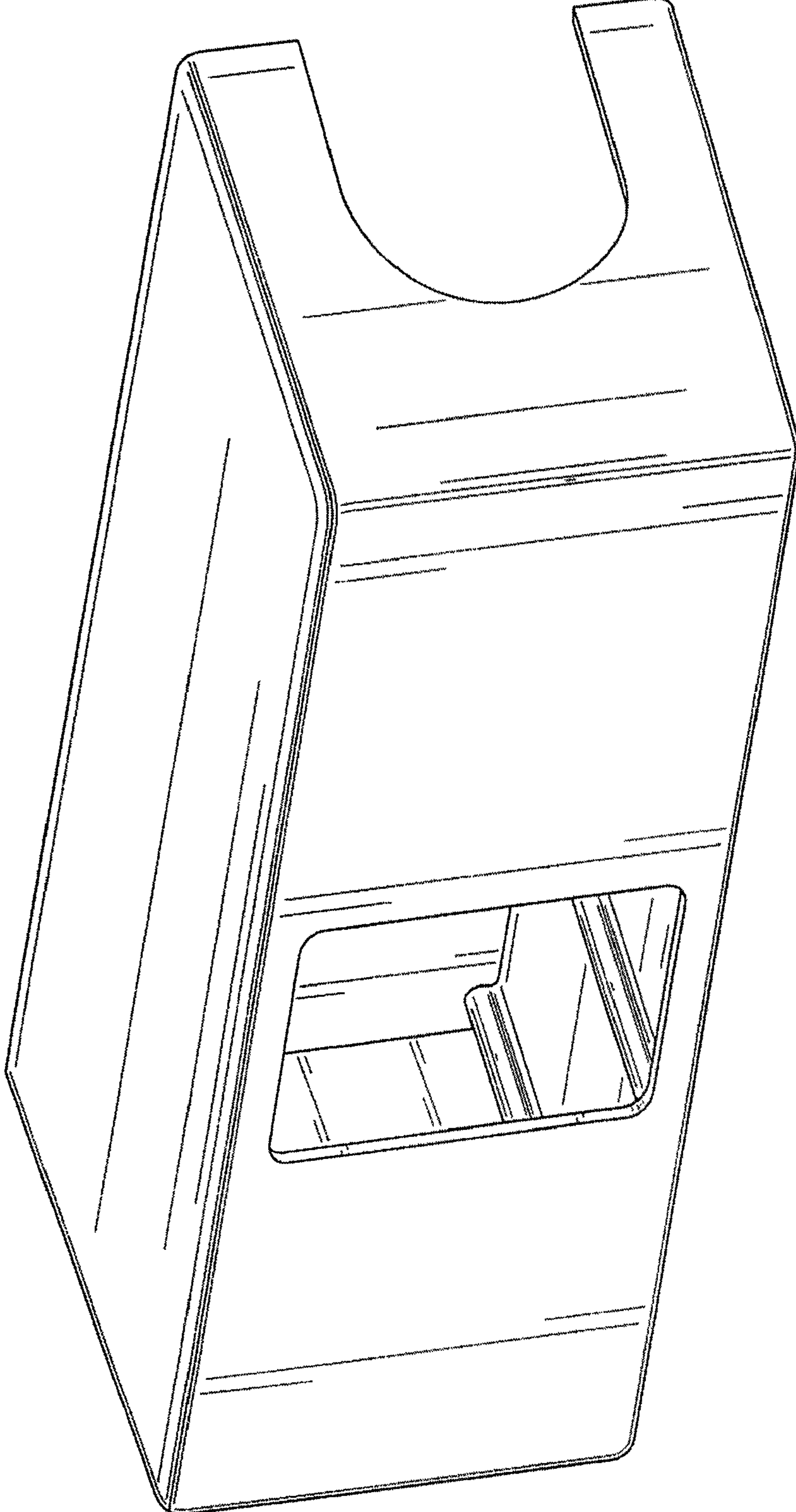


FIG. 2

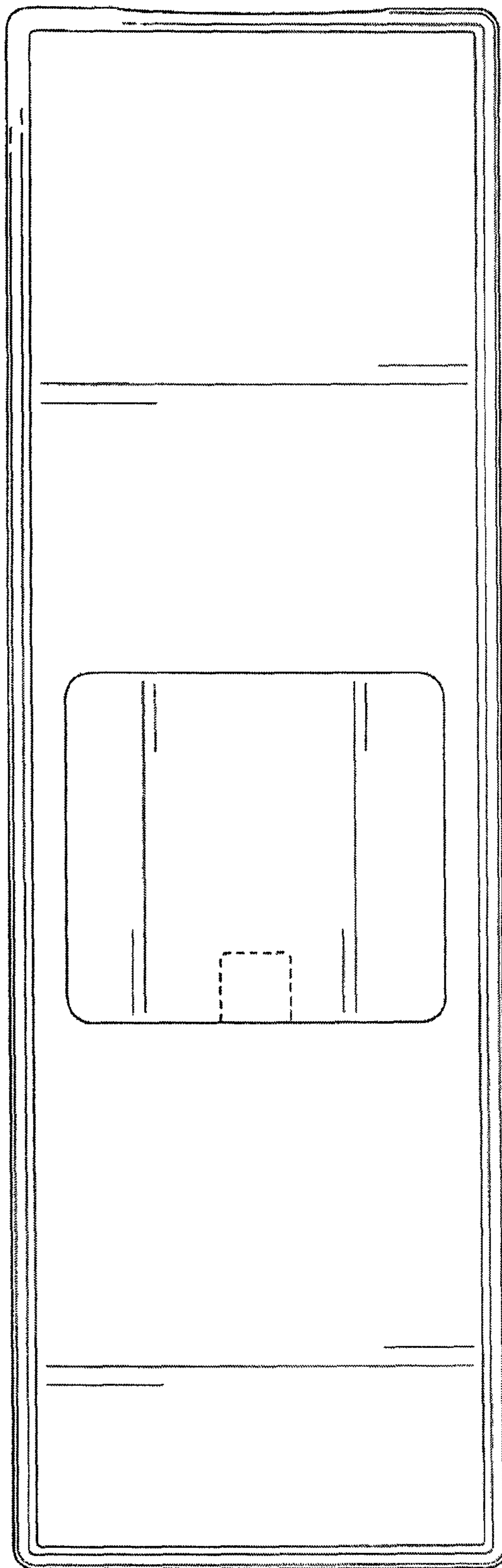


FIG. 3

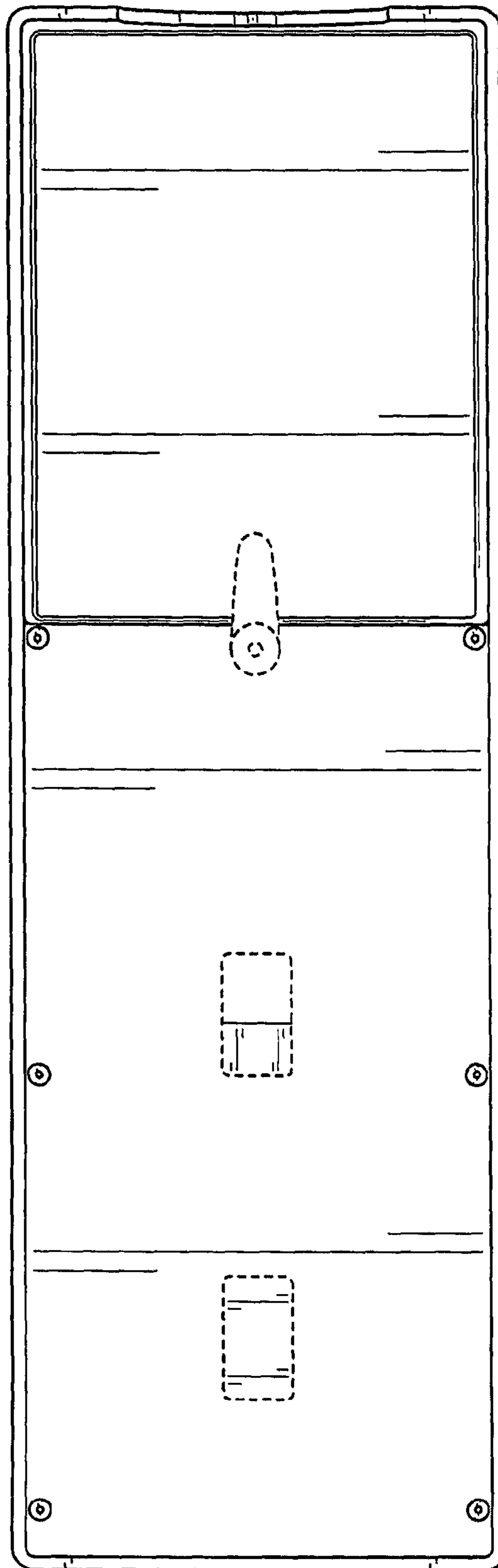


FIG. 4




FIG. 5




FIG. 6

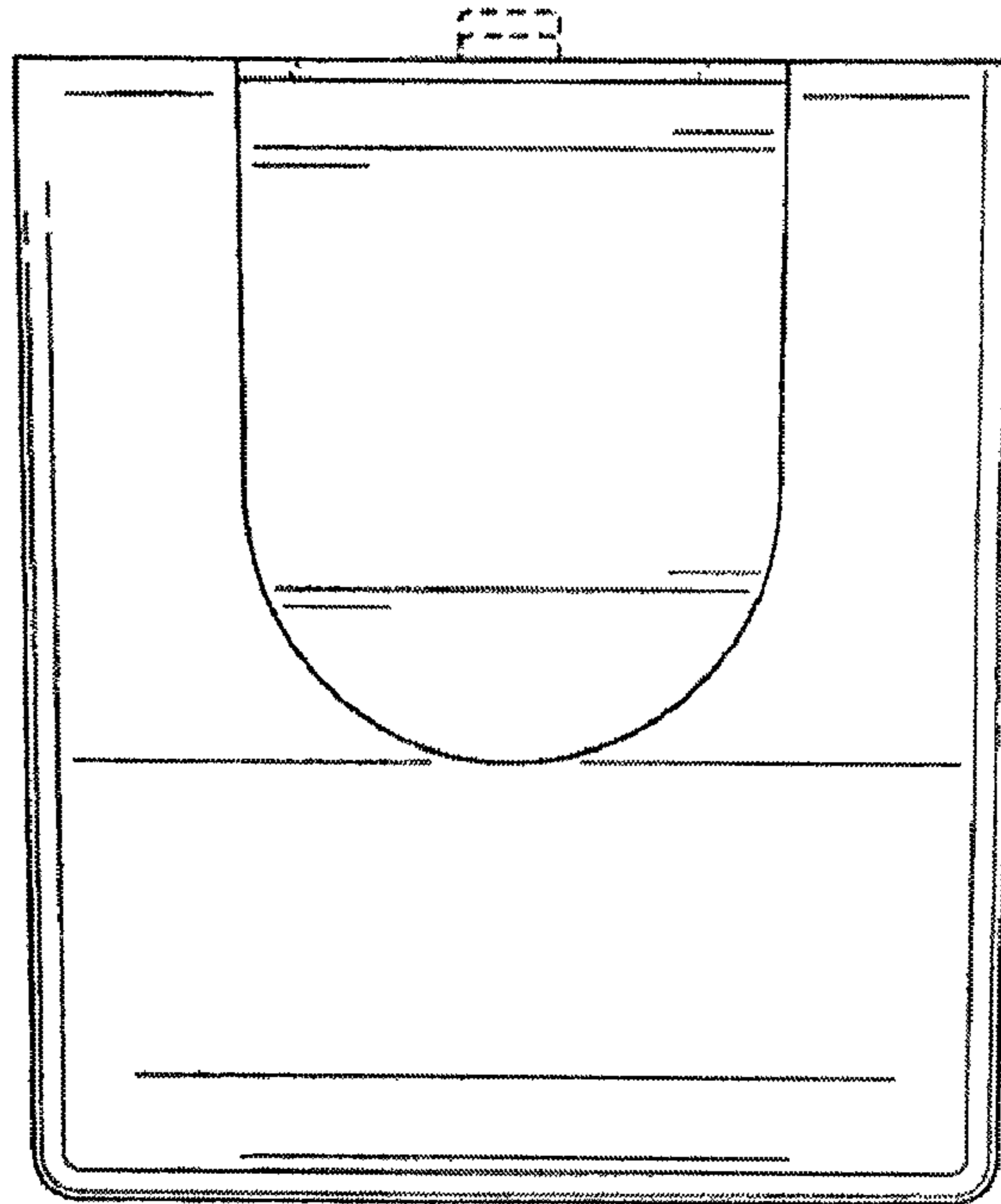


FIG. 7




FIG. 8

