

US00D660614S

(12) **United States Design Patent**
Palmeiri

(10) **Patent No.:** **US D660,614 S**

(45) **Date of Patent:** **** May 29, 2012**

(54) **OUTBOARD MOTOR STAND**

(76) Inventor: **Charles J. Palmeiri**, Cohasset, MA (US)

(**) Term: **14 Years**

(21) Appl. No.: **29/370,925**

(22) Filed: **Sep. 21, 2010**

(51) **LOC (9) Cl.** **06-04**

(52) **U.S. Cl.** **D6/449**

(58) **Field of Classification Search** D6/396,
D6/449, 397, 476, 464; D34/21; 211/182,
211/13.1, 204, 27, 85.3, 181.1, 133.1, 126.9,
211/106, 119, 112, 57.1, 26, 44, 113, 206;
280/15, 47.24, 47.131

See application file for complete search history.

(56) **References Cited**

U.S. PATENT DOCUMENTS

1,796,176	A	3/1931	Witzleb	
2,266,683	A	12/1941	Berglund	
2,484,227	A	10/1949	Houk et al.	
2,515,428	A	7/1950	Scott et al.	
2,646,237	A	7/1953	Hinesman	
2,658,703	A	11/1953	Brink et al.	
2,686,028	A	8/1954	Johnson	
2,723,130	A	11/1955	Andrews	
2,764,381	A	9/1956	Andreson	
2,843,393	A	7/1958	Dahlander, Sr.	
2,916,292	A *	12/1959	Olson	280/47.131
2,966,319	A	12/1960	Todish et al.	
3,355,162	A	11/1967	Kerr	
D213,809	S *	4/1969	Redman	D6/449
D216,380	S *	12/1969	Redman	D6/449
3,865,334	A	2/1975	Wait, Jr.	
D237,231	S *	10/1975	Wells	D6/464

3,979,111	A	9/1976	Kerr	
4,044,978	A	8/1977	Williams	
4,108,425	A	8/1978	Crabtree	
5,020,708	A	6/1991	Kalbach	
5,566,960	A	10/1996	McCrary	
6,189,853	B1	2/2001	Kuhn	
6,471,180	B1	10/2002	Cunningham	
6,523,838	B2	2/2003	Richardson, IV	
6,585,224	B1	7/2003	Schmidt	
6,789,807	B2	9/2004	Morrison et al.	
D605,422	S *	12/2009	Wenning	D6/396
D607,664	S *	1/2010	Chabot	D6/396

* cited by examiner

Primary Examiner — Philip S Hyder
Assistant Examiner — Sydney Buffalow
(74) *Attorney, Agent, or Firm* — John P. McGonagle

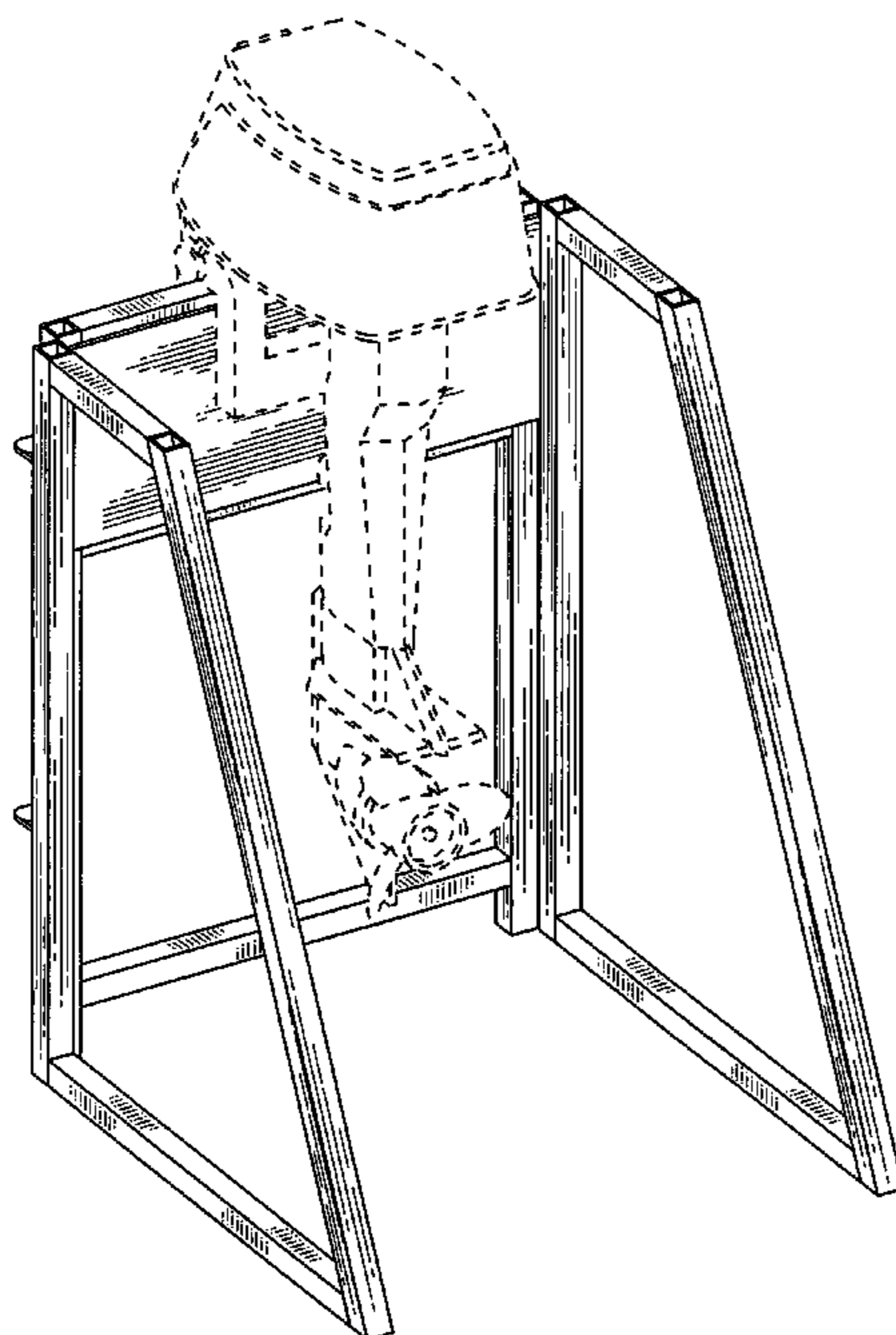
(57) **CLAIM**

The ornamental design for an outboard motor stand, as shown and described.

DESCRIPTION

FIG. 1 is a rear perspective view of an outboard motor stand embodying my new design, wherein a view of an outboard motor is shown in broken lines for illustrative purposes only and forms no part of the claimed design; FIG. 2 is a rear view thereof; FIG. 3 is a front view thereof; FIG. 4 is a top view thereof; FIG. 5 is a bottom view thereof; FIG. 6 is a left side view thereof, the opposite side being a mirror image thereof; and, FIG. 7 is a right side view of the outboard motor stand in a folded position.

1 Claim, 4 Drawing Sheets



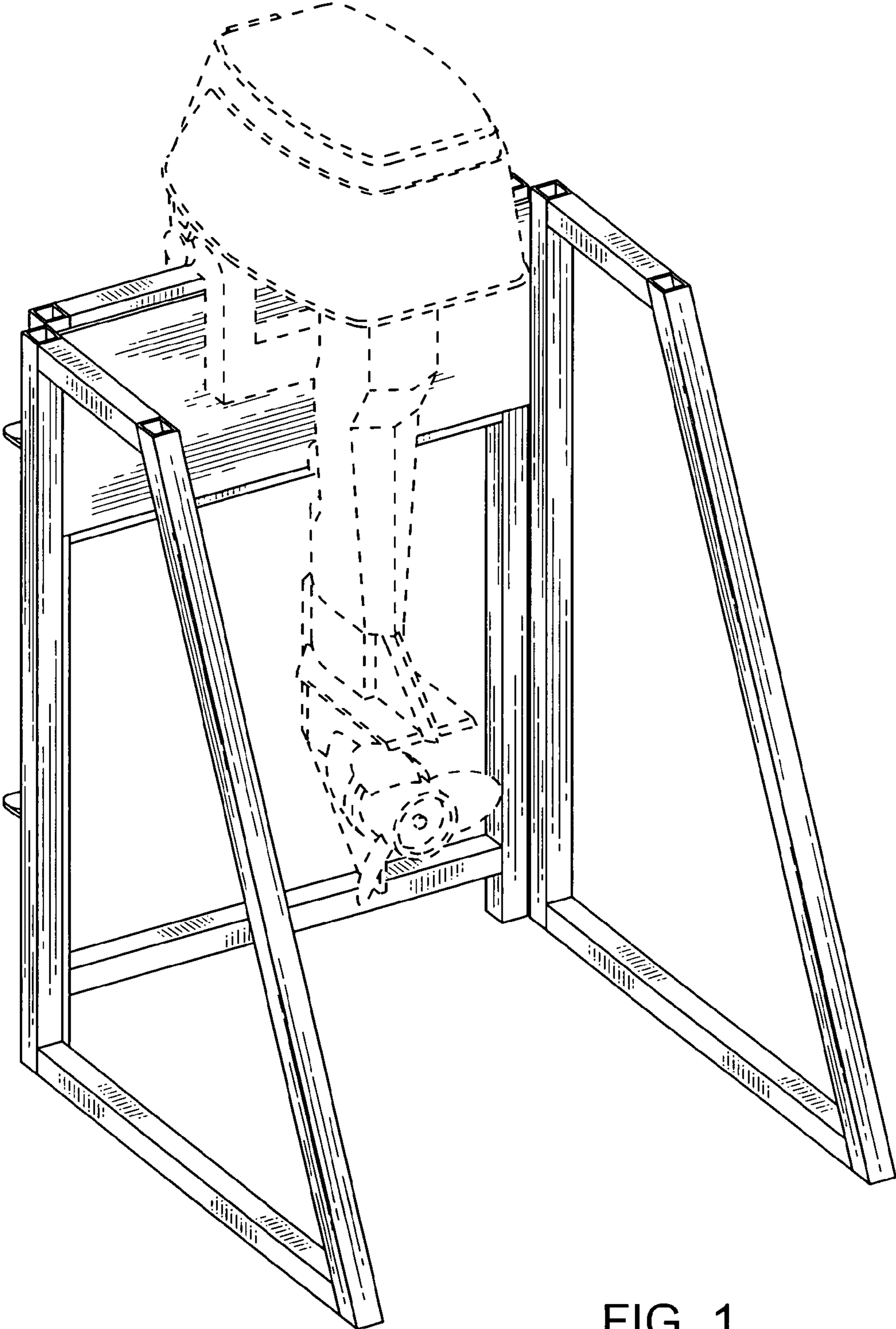


FIG. 1

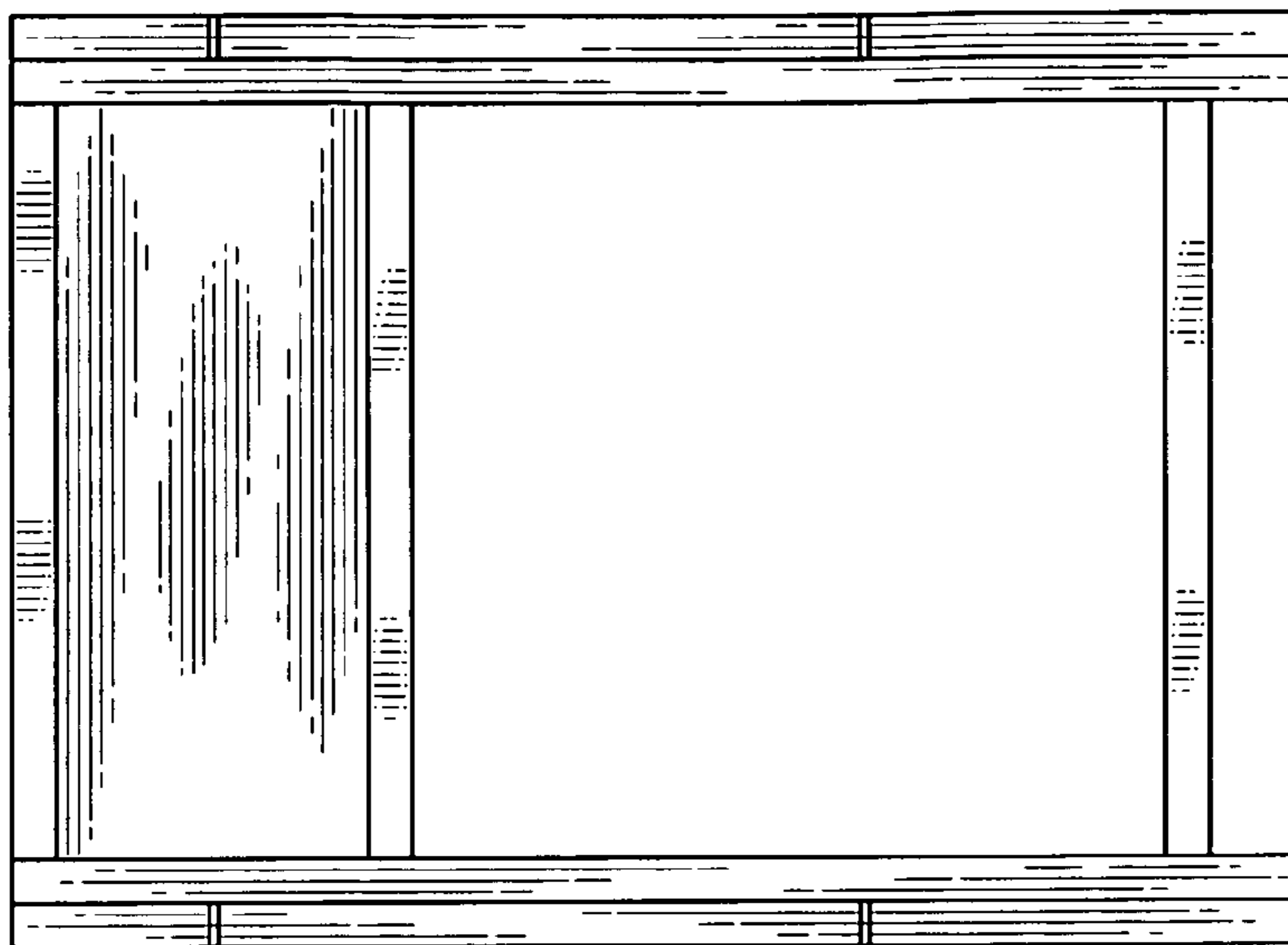


FIG. 3

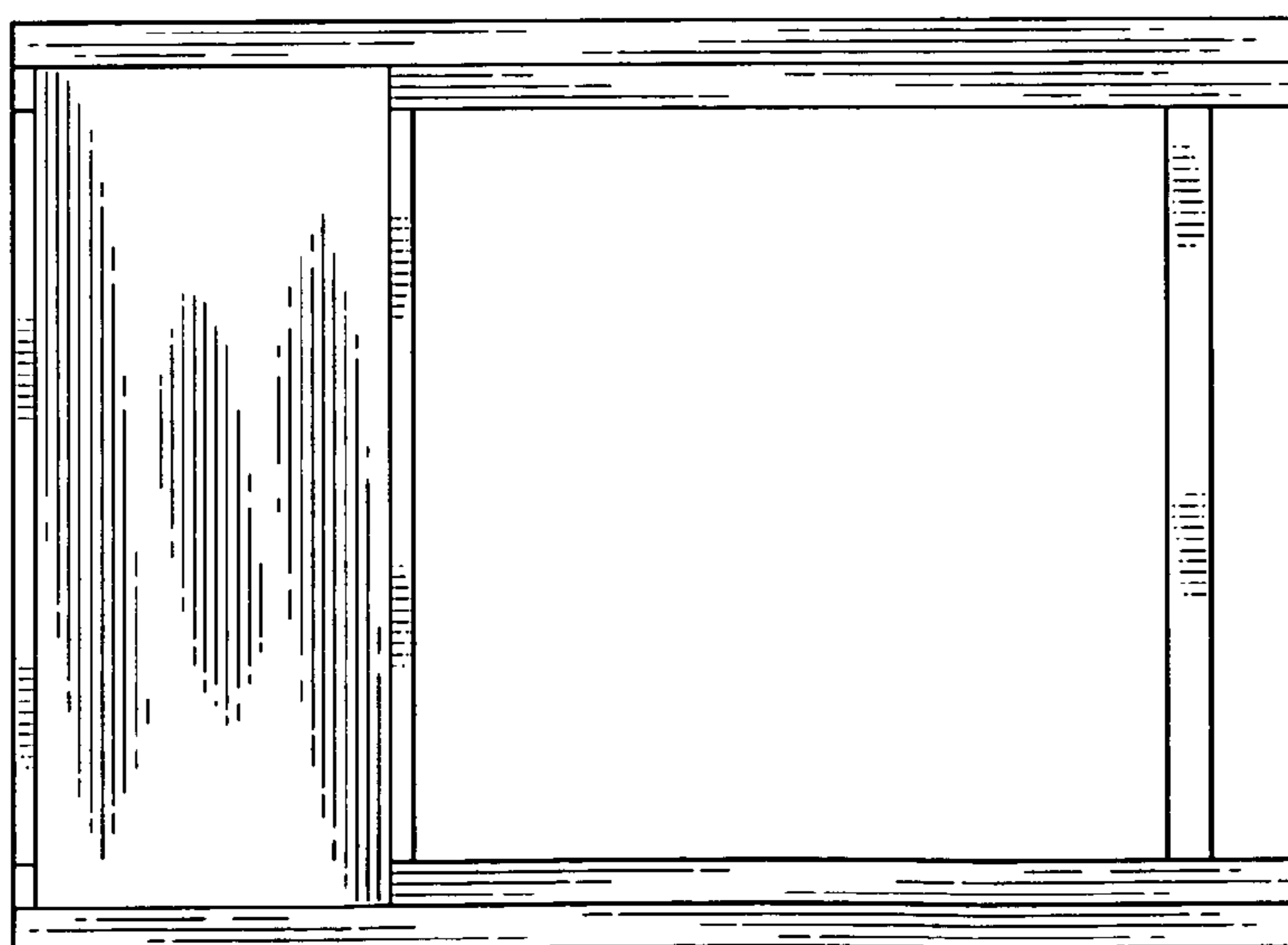


FIG. 2




FIG. 5




FIG. 4

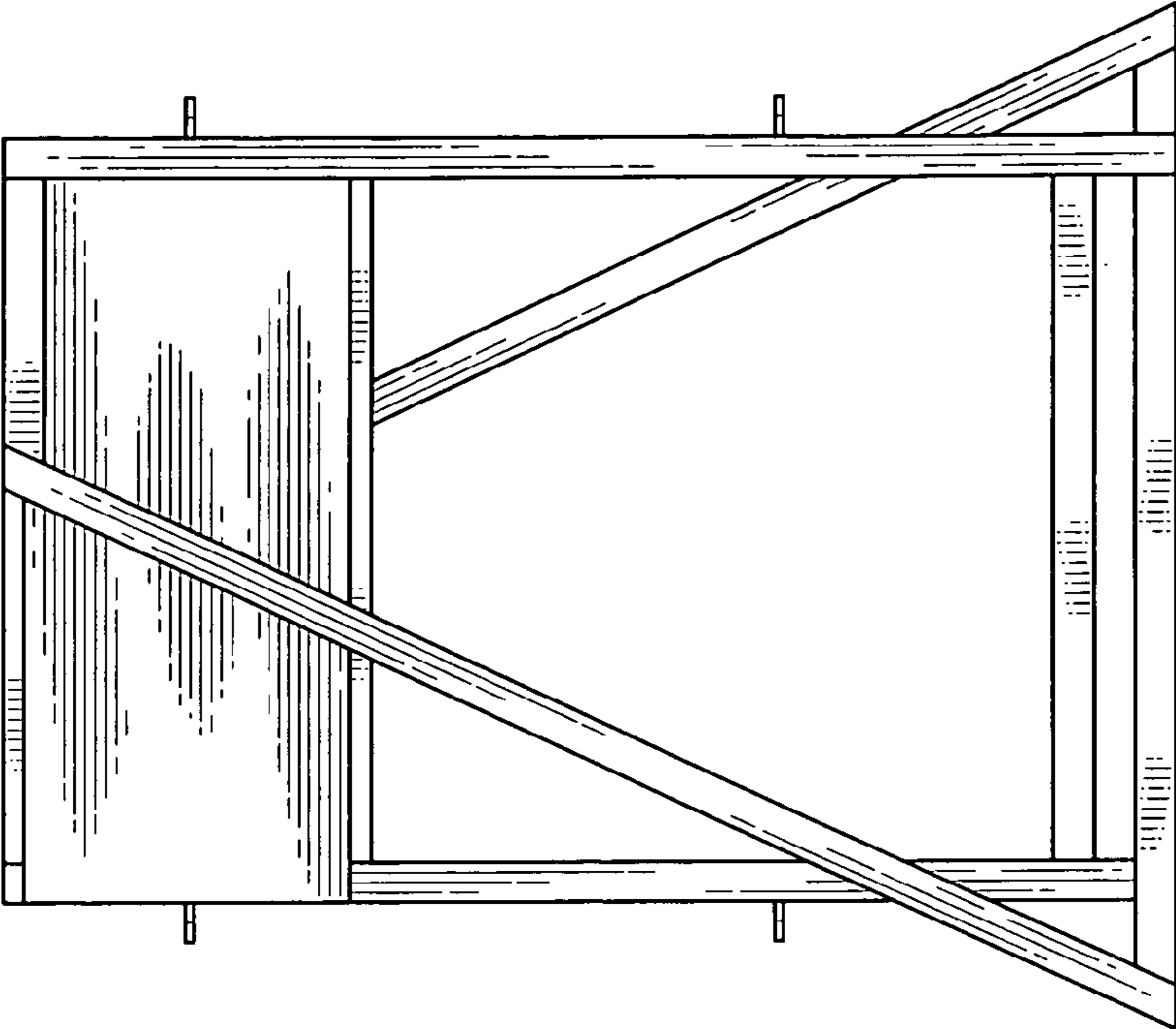


FIG. 7

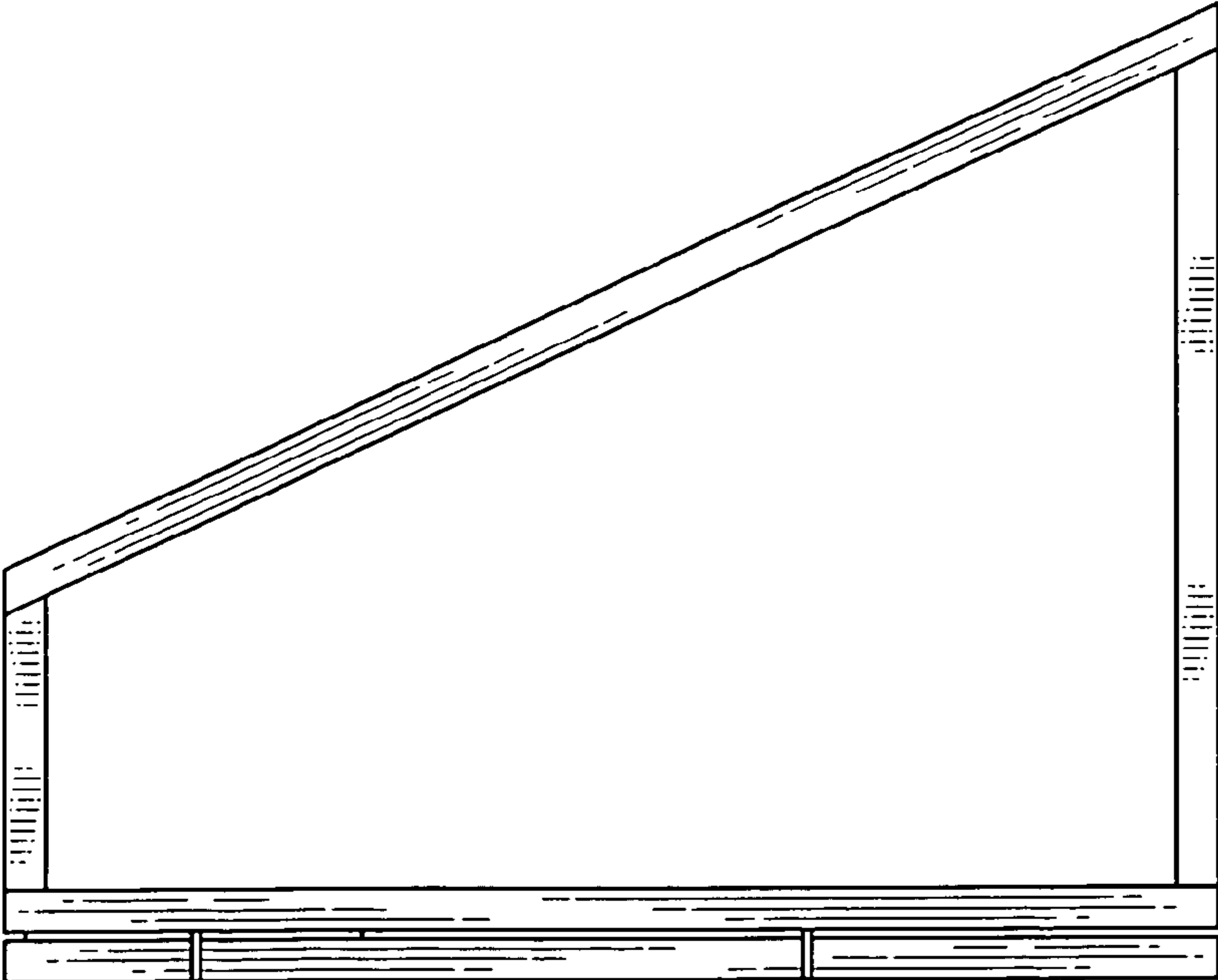


FIG. 6