

US00D660604S

(12) **United States Design Patent**
Barnett

(10) **Patent No.:** **US D660,604 S**
(45) **Date of Patent:** **** May 29, 2012**

(54) **LOAD BAR SECURING MECHANISM**

(76) Inventor: **Lewis P. Barnett**, Riverside, CA (US)

(**) Term: **14 Years**

(21) Appl. No.: **29/388,310**

(22) Filed: **Mar. 28, 2011**

(51) **LOC (9) Cl.** **06-08**

(52) **U.S. Cl.** **D6/323**

(58) **Field of Classification Search** D6/315-328,
D6/512, 513; D8/339, 343, 349; 211/94.01-94.03,
211/103, 119, 123, 124, 102, 182; 292/259 R,
292/282, 288, 292

See application file for complete search history.

(56) **References Cited**

U.S. PATENT DOCUMENTS

2,665,869	A *	1/1954	Samuels	248/214
2,754,974	A	7/1956	Larson		
2,865,108	A *	12/1958	Lengyel	33/709
2,959,297	A *	11/1960	Larson	108/29
4,155,458	A *	5/1979	Moline	211/4
4,345,688	A *	8/1982	De Boer	211/70.6
4,467,925	A	8/1984	Ratzloff et al.		
4,662,805	A	5/1987	Tamez et al.		
D291,031	S *	7/1987	Luongo	D6/323
4,869,378	A *	9/1989	Miller	211/94.01
D324,783	S *	3/1992	Greenhut et al.	D6/323

5,097,966	A *	3/1992	Miller	211/87.01
5,097,968	A *	3/1992	Gregory	211/94.01
5,109,992	A	5/1992	Miller		
D490,697	S	6/2004	Runnalls		
7,628,281	B2	12/2009	Sopel		
7,861,871	B2	1/2011	Kao		
D651,415	S *	1/2012	Noe et al.	D6/323

* cited by examiner

Primary Examiner — Prabhakar Deshmukh

(74) *Attorney, Agent, or Firm* — Kirk A. Buhler; Buhler & Associates

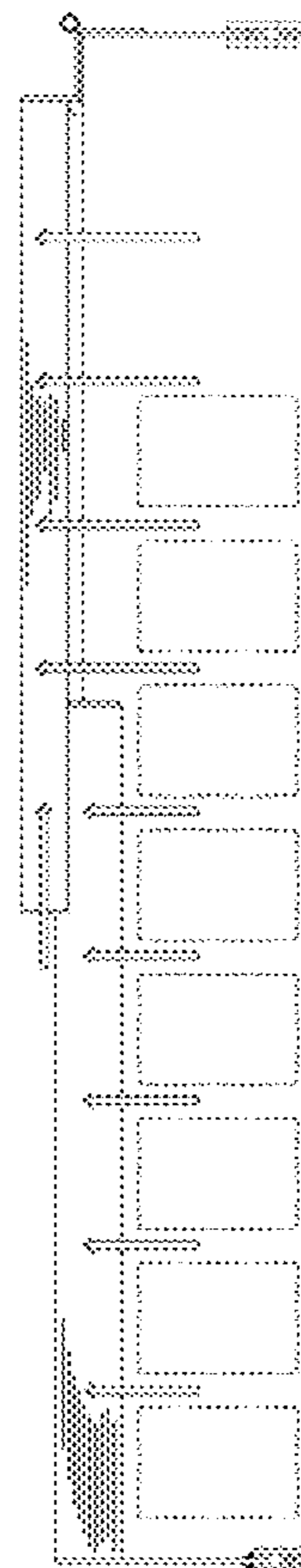
(57) **CLAIM**

The ornamental design for a load bar securing mechanism, as shown and described.

DESCRIPTION

FIG. 1 is a left side view for a load bar securing mechanism showing my new design; FIG. 2 is a right side view thereof; FIG. 3 is a top side view thereof; pos FIG. 4 is a bottom side view thereof; FIG. 5 is a back side view thereof; and, FIG. 6 is a front side view thereof. The broken lines in FIG. 3 and FIG. 6 depict environmental subject matter of load bar(s) for the invention only and form no part of the claimed design.

1 Claim, 3 Drawing Sheets



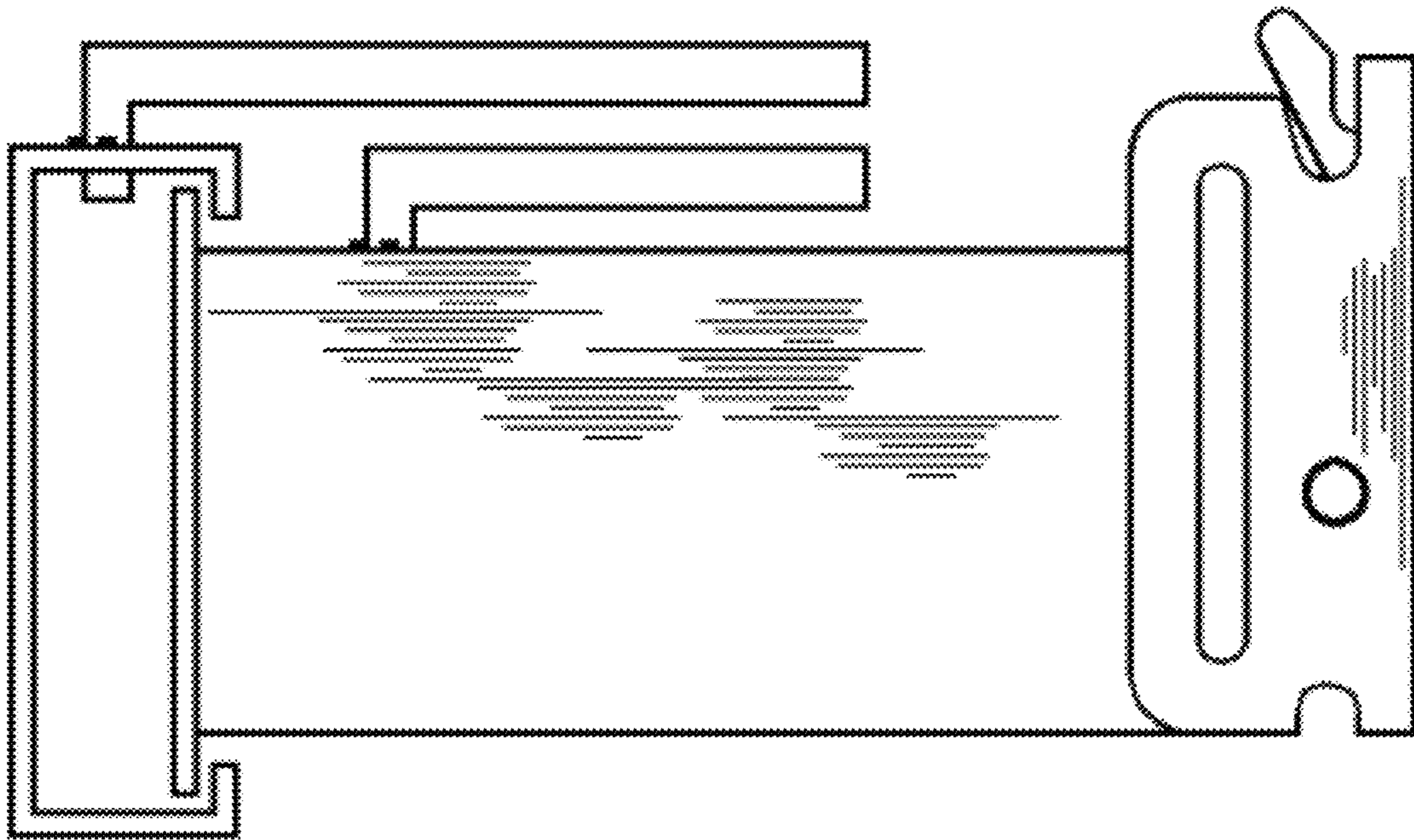


FIG. 1

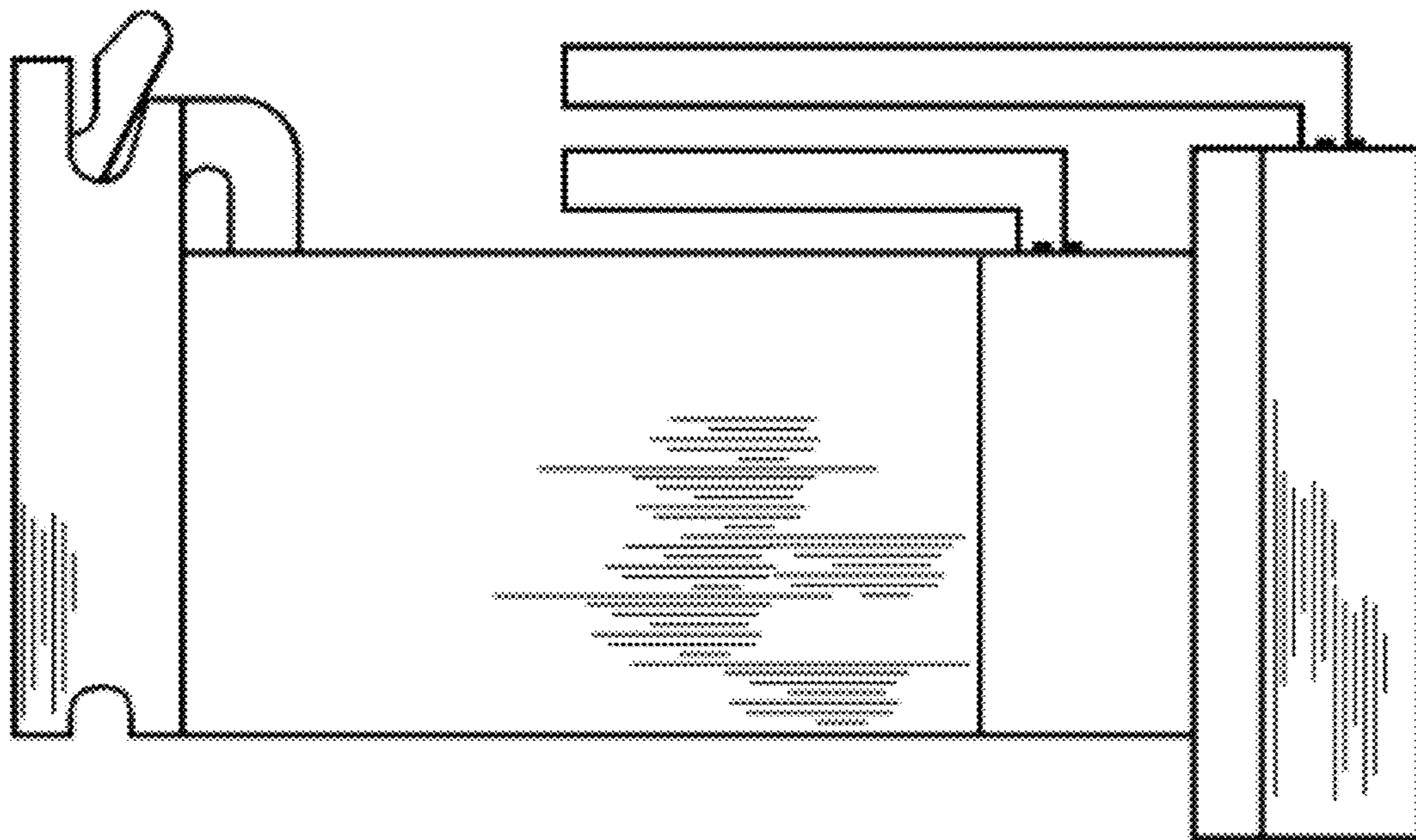


FIG. 2

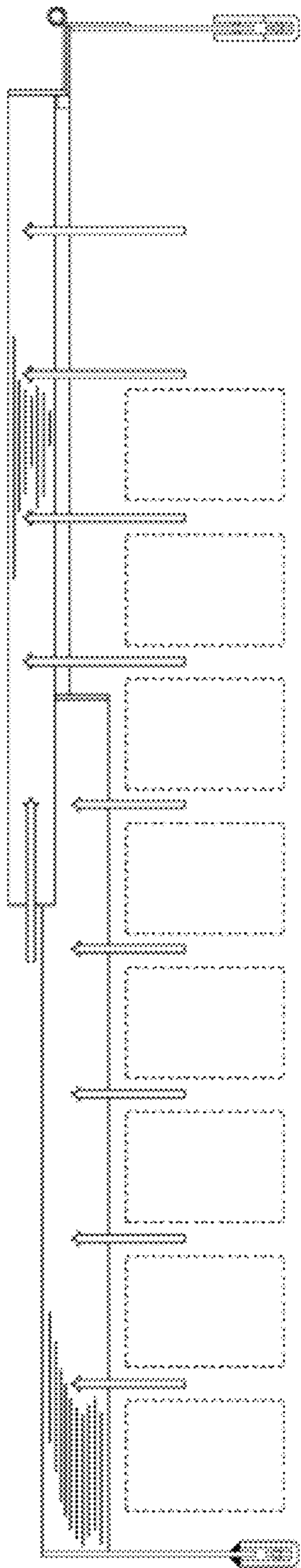


FIG. 3

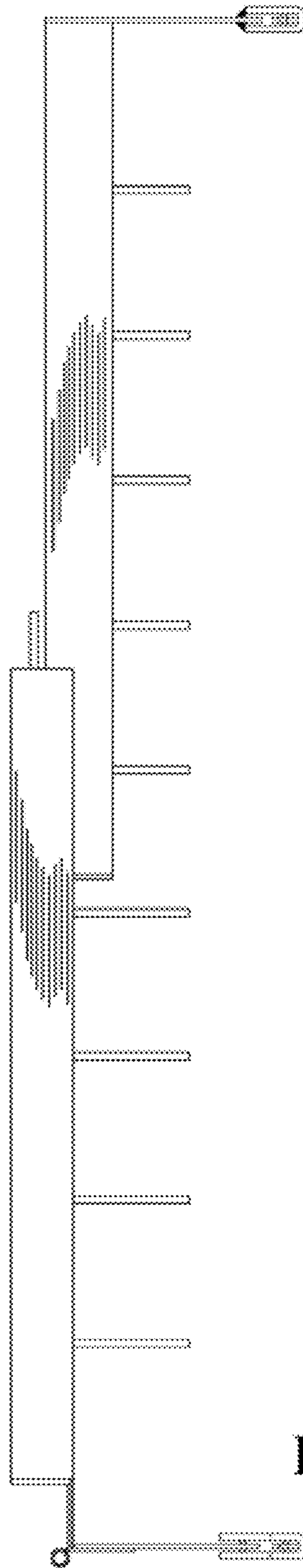


FIG. 4




FIG. 5

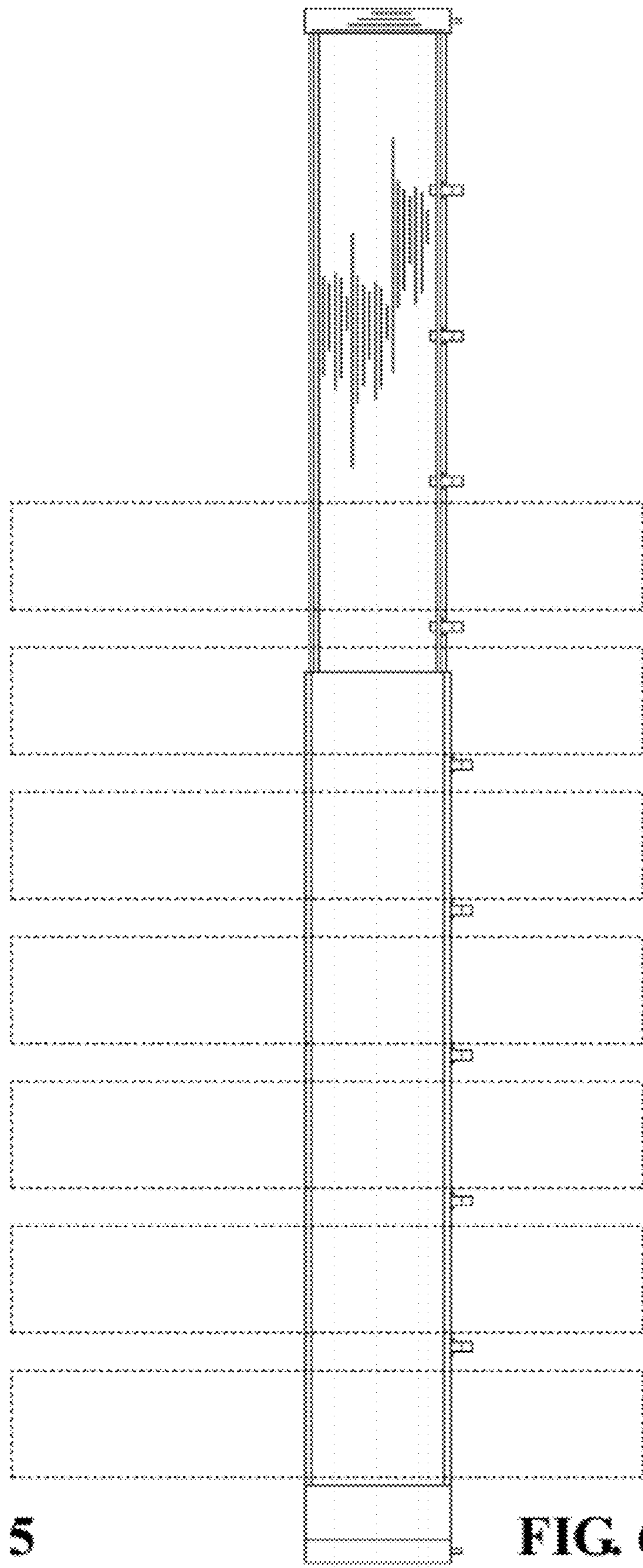


FIG. 6