



US00D660603S

(12) **United States Design Patent**
Johnson et al.

(10) **Patent No.:** **US D660,603 S**

(45) **Date of Patent:** **** May 29, 2012**

(54) **CLOTHES HANGER**

(75) Inventors: **R. Dale Johnson**, Asheboro, NC (US);
Jonathon Markey, Greensboro, NC
(US)

(73) Assignee: **Technimark, Inc.**, Asheboro, NC (US)

(**) Term: **14 Years**

(21) Appl. No.: **29/398,953**

(22) Filed: **Aug. 8, 2011**

(51) **LOC (9) Cl.** **06-08**

(52) **U.S. Cl.** **D6/317**

(58) **Field of Classification Search** D6/318,
D6/319, 317, 315, 415; 223/1, 85-98; 264/322,
264/339; 211/1, 13.1, 86.01, 183
See application file for complete search history.

(56) **References Cited**

U.S. PATENT DOCUMENTS

1,386,775	A *	8/1921	Fulford	211/85.3
2,385,588	A *	9/1945	Schneider	223/88
2,914,227	A *	11/1959	Fay	223/92
3,082,921	A *	3/1963	Sadowsky	223/94
3,098,561	A *	7/1963	Kass	206/287
D318,573	S *	7/1991	Abdi	D6/317
5,839,629	A	11/1998	Zuckerman		
D471,723	S *	3/2003	Laguelle	D6/319
D498,933	S *	11/2004	Abdi	D6/317
D583,573	S *	12/2008	Thomson et al.	D6/319
D591,055	S *	4/2009	Abdi et al.	D6/317
D621,626	S *	8/2010	Beer	D6/317
2005/0150919	A1	7/2005	Jevens et al.		
2008/0000936	A1	1/2008	LaBella		
2010/0019003	A1	1/2010	Barnwell et al.		

OTHER PUBLICATIONS

Photograph of sample coat hanger. Date unknown.

* cited by examiner

Primary Examiner — Philip S Hyder

Assistant Examiner — Sydney Buffalow

(74) *Attorney, Agent, or Firm* — Womble Carlyle Sandridge
& Rice, LLP

(57) **CLAIM**

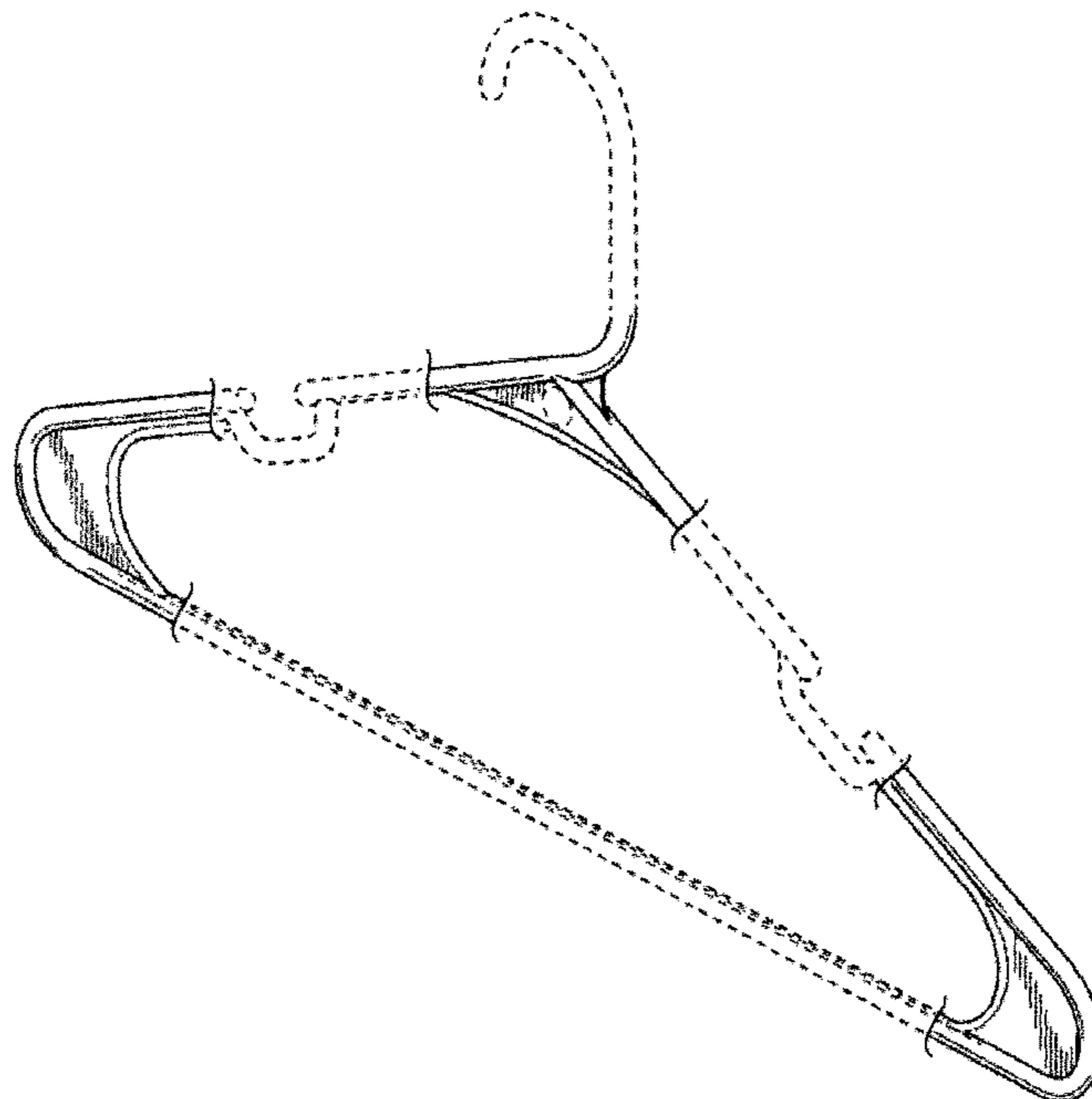
The ornamental design for a clothes hanger, as shown and described.

DESCRIPTION

FIG. 1 is a right front perspective view of a hanger showing my new design;
 FIG. 2 is a front view thereof;
 FIG. 3 is an enlarged left front perspective view of an end portion of the hanger;
 FIG. 4 is an enlarged right front perspective view of the top portion of the hanger;
 FIG. 5 is a sectional view taken substantially along lines 5-5 of FIG. 2; and,
 FIG. 6 is a sectional view taken substantially along lines 6-6 of FIG. 2.

The rear of the clothes hanger is not shown, as it would be the reverse of the front views shown. The dashed lines in FIGS. 1-4 refer to optional features in the hanger and form no part of the claimed design. The broken lines depict unclaimed portions of the design.

1 Claim, 5 Drawing Sheets



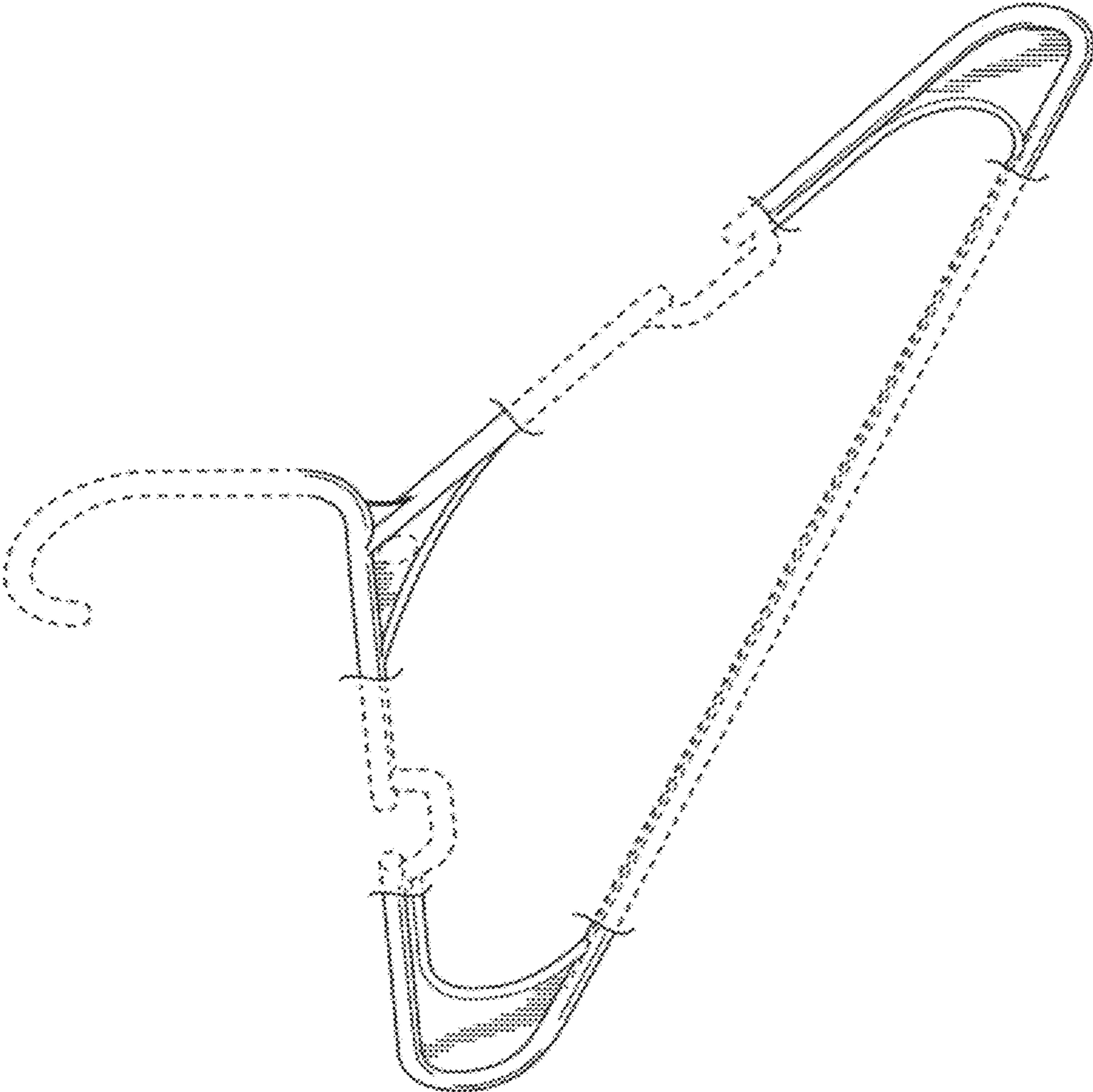


FIG. 1

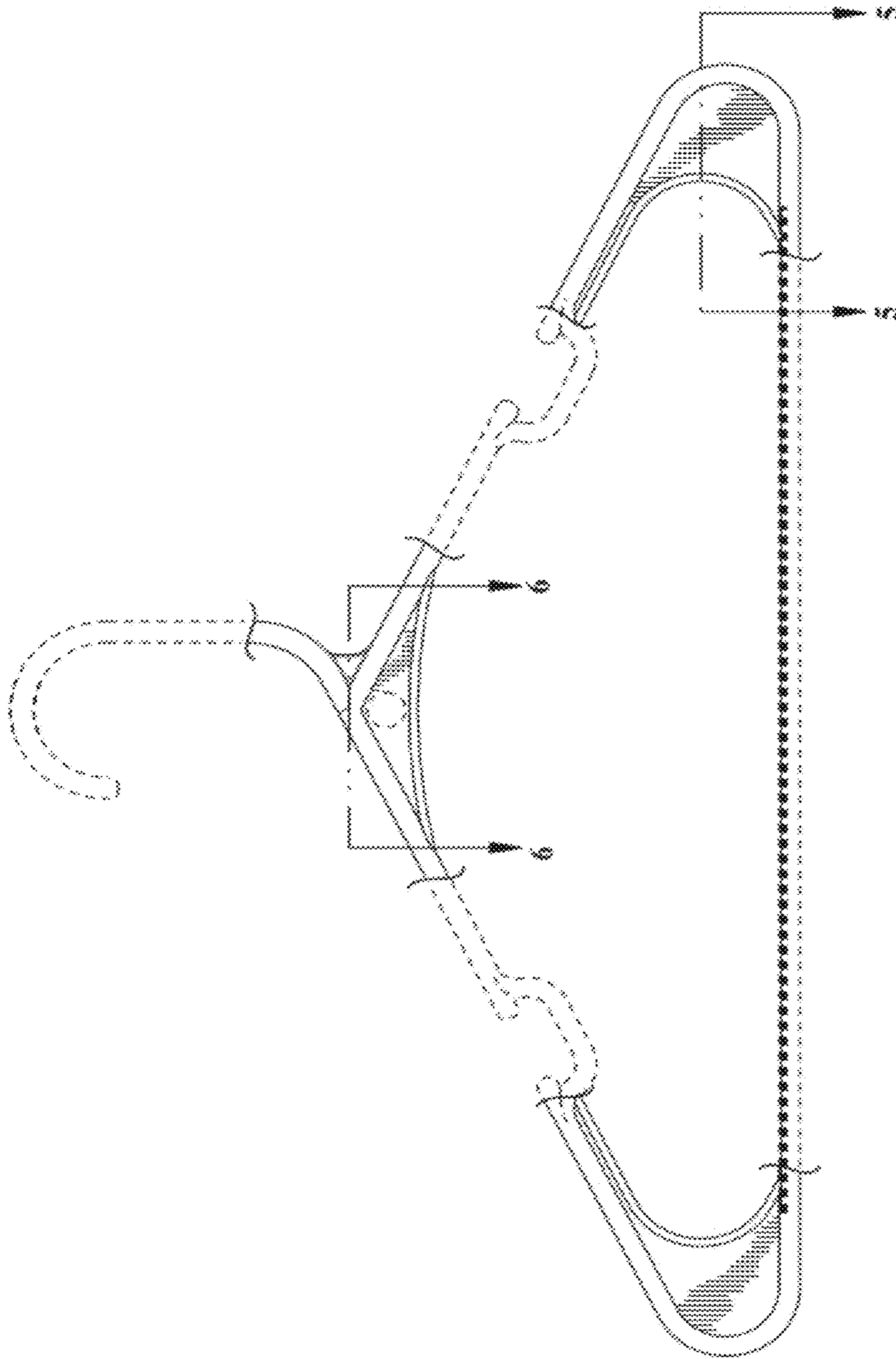


FIG. 2

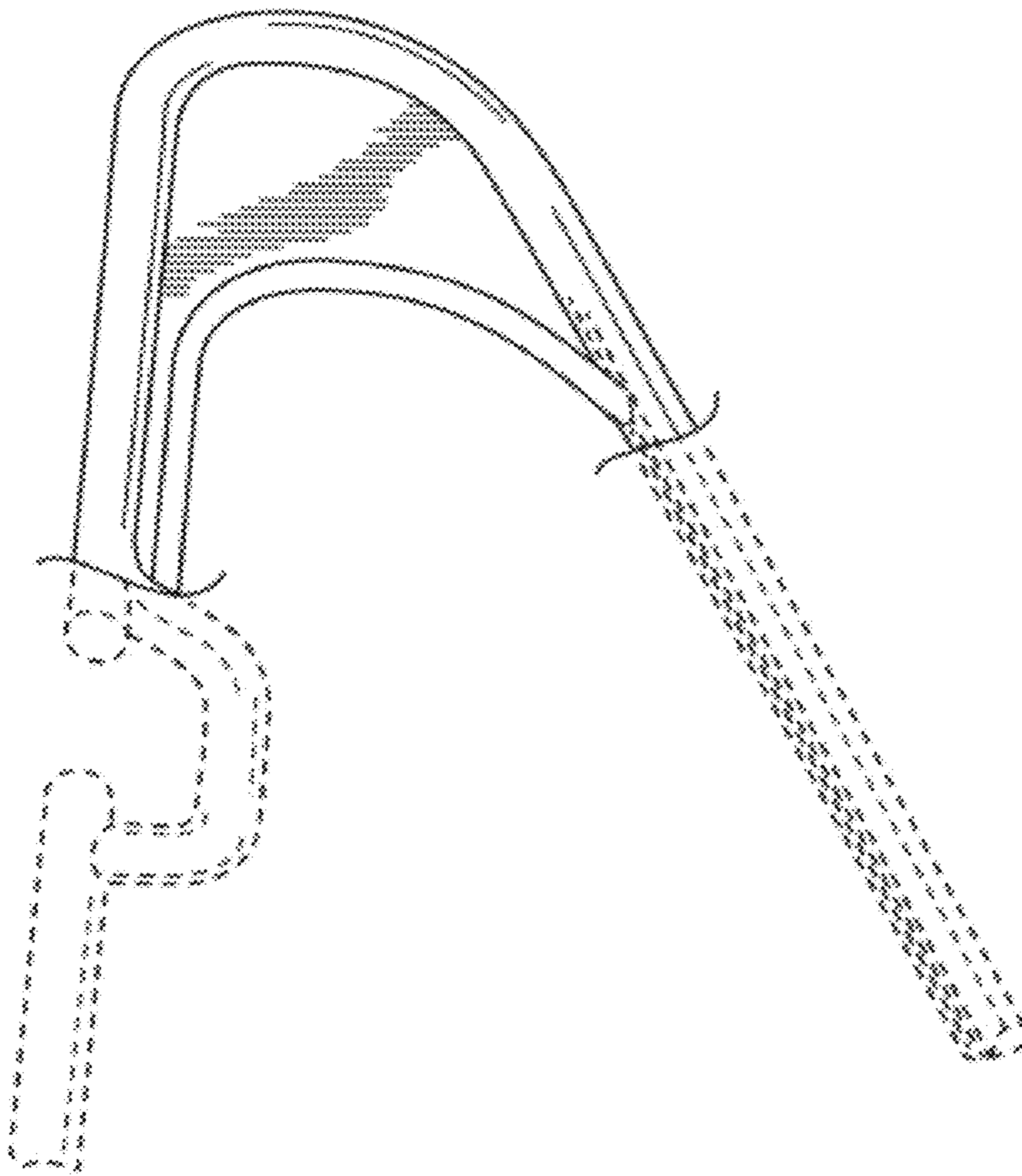


FIG. 3

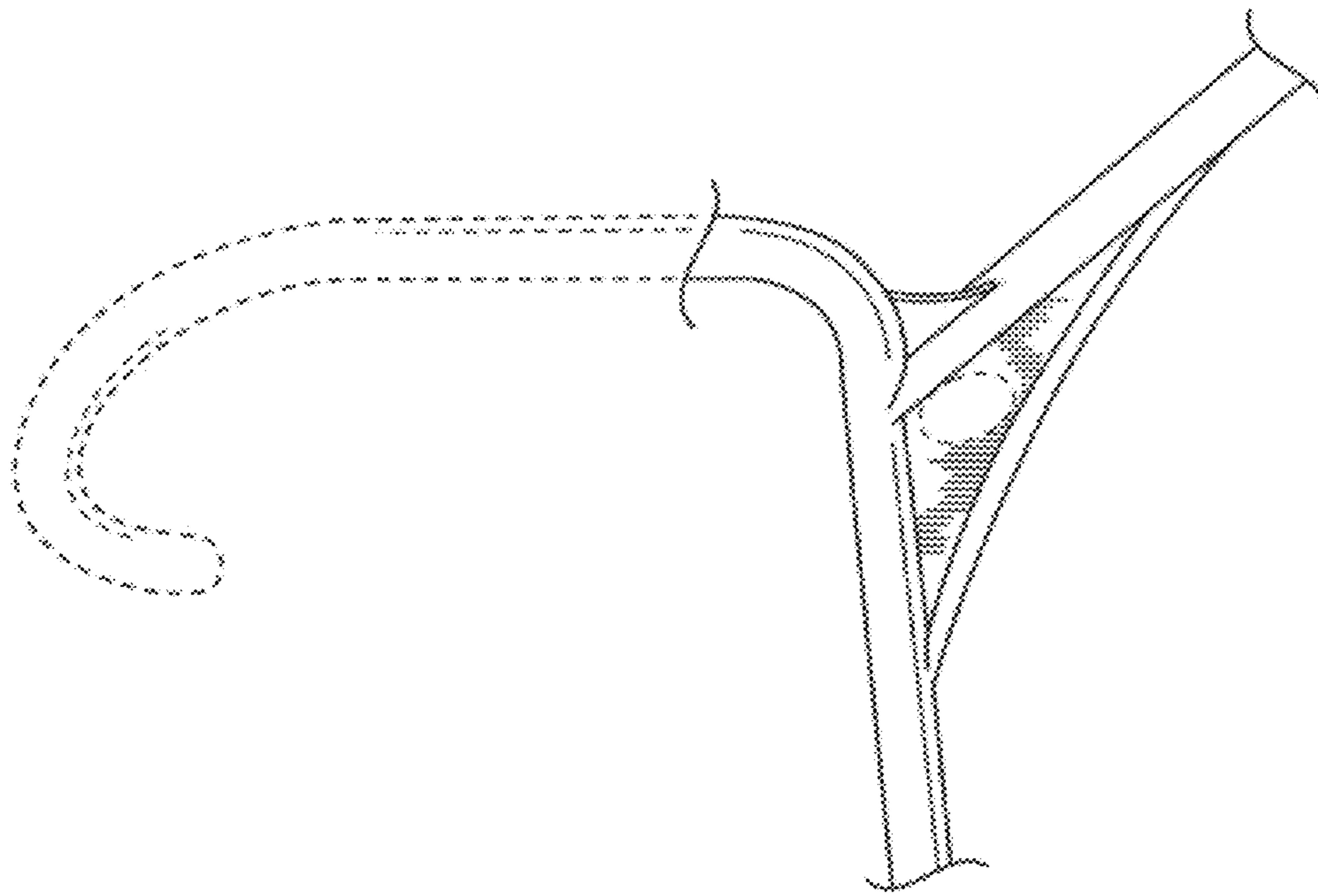


FIG. 4

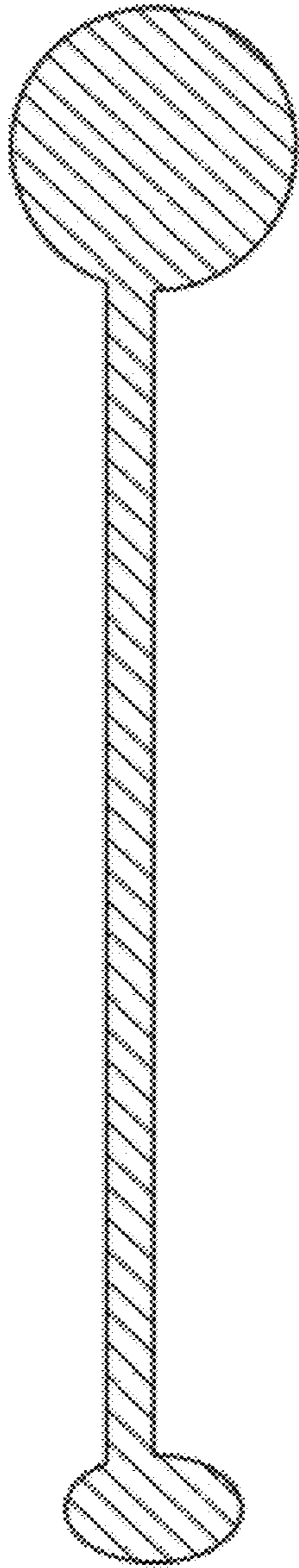


FIG. 5



FIG. 6