



US00D660597S

(12) **United States Design Patent**
Leblanc

(10) **Patent No.:** **US D660,597 S**

(45) **Date of Patent:** **** May 29, 2012**

(54) **HANDLE**

(75) Inventor: **Julie Leblanc**, Laval (CA)

(73) Assignee: **MEGA Brands Inc.**, Montreal, Quebec (CA)

(**) Term: **14 Years**

(21) Appl. No.: **29/388,985**

(22) Filed: **Apr. 5, 2011**

(51) **LOC (9) Cl.** **03-01**

(52) **U.S. Cl.** **D3/318**

(58) **Field of Classification Search** D3/318,
D3/321, 322, 324, 273, 276, 279, 281, 282,
D3/291; 190/18 A, 39, 111, 114-115; 16/114.1,
16/113.1, 405-406

See application file for complete search history.

(56) **References Cited**

U.S. PATENT DOCUMENTS

D232,214 S	7/1974	Biderman	
5,035,324 A	7/1991	Bertrand	
D391,074 S	2/1998	Bean et al.	
D399,622 S	10/1998	Rashid	
D404,867 S	1/1999	Rashid	
D461,055 S *	8/2002	Szyf	D3/318
D463,121 S *	9/2002	DeChant	D3/303
D466,809 S	12/2002	Sagel	
D490,246 S *	5/2004	Davis	D3/318
D530,223 S	10/2006	Mau et al.	
D554,369 S *	11/2007	Katz et al.	D3/279
D575,060 S *	8/2008	Snyder et al.	D3/295
D581,667 S *	12/2008	Yeh	D3/279
D634,543 S *	3/2011	Scicluna et al.	D3/318

OTHER PUBLICATIONS

Excerpt of Toys-R-Us Product Circular, Oct. 31-Nov. 24, 2010, including cover and pp. 6 and 56.

Excerpt of Mega Bloks 2002 Product Catalog, including cover, unnumbered page, and pp. 6 and 7.

Excerpt of Mega Bloks 2003 Product Catalog, including cover and pp. 2 and 20.

Excerpt of Mega Bloks 2004 Product Catalog, including cover, table of contents, and p. 8.

Excerpt of Mega Bloks International 2005 Product Catalog, including cover, table of contents (p. 1), and p. 9.

Excerpt of Mega Bloks International 2006 Product Catalog, including cover, table of contents, and p. 2.

Excerpt of Mega Brands Inc. International 2007 Product Catalog, including cover, table of contents, and pp. 4 and 14.

Excerpt of Mega Brands Inc. International 2008 Toys & Activities Product Catalog, including cover, table of contents, and pp. 5 and 13.

Excerpt of Mega Brands Inc. 2010 Product Catalog, including cover, table of contents, and p. 4.

* cited by examiner

Primary Examiner — Sheryl Lane

(74) *Attorney, Agent, or Firm* — Plumsea Law Group, LLC

(57) **CLAIM**

I claim the ornamental design for a handle, as shown and described.

DESCRIPTION

FIG. 1 is a perspective view of a handle showing the new design;

FIG. 2 is a right side elevational view thereof;

FIG. 3 is a left side elevational view thereof;

FIG. 4 is a rear elevational view thereof;

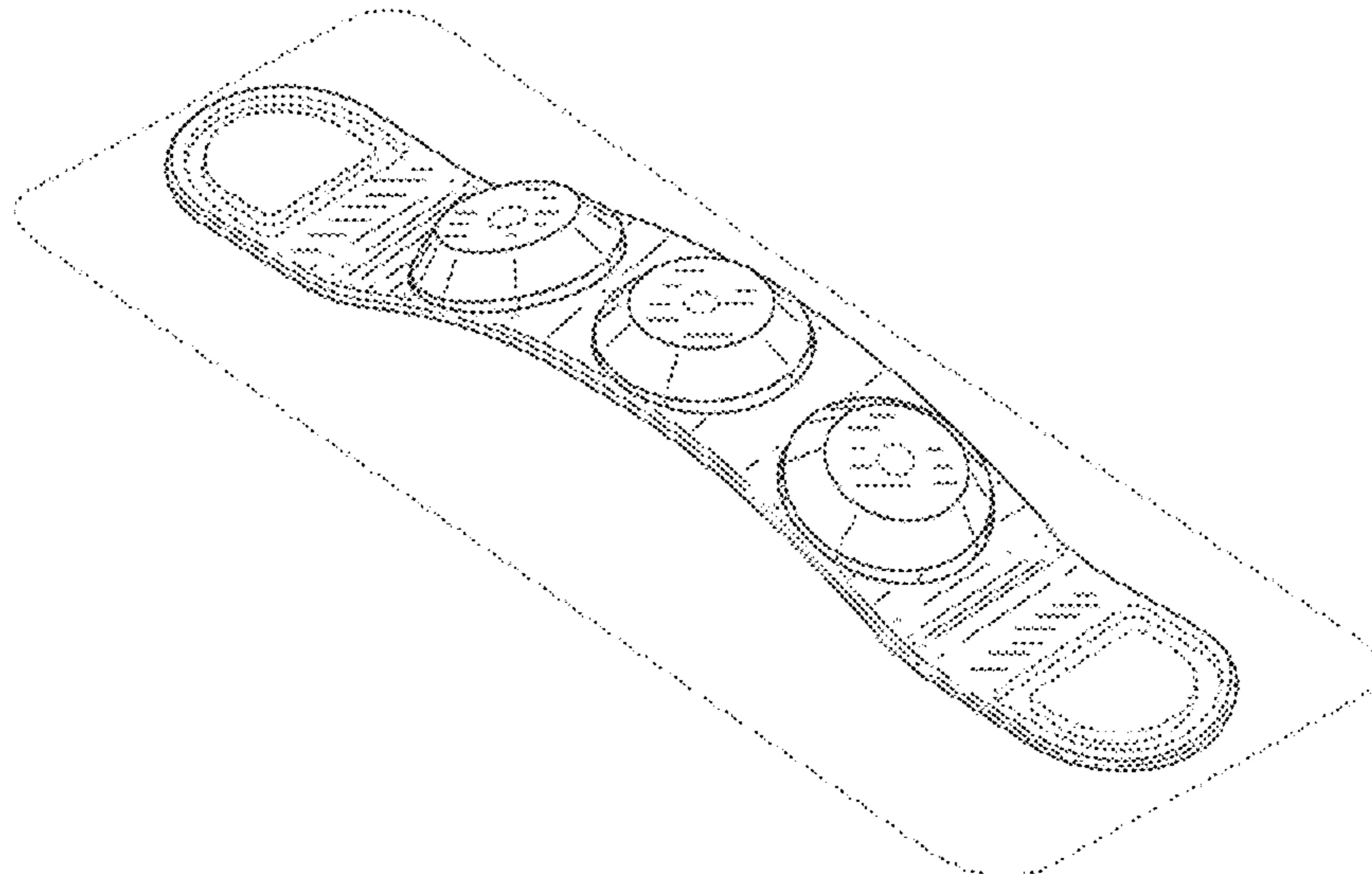
FIG. 5 is a front elevational view thereof;

FIG. 6 is a bottom plan view thereof; and,

FIG. 7 is a top plan view thereof.

The broken or dashed lines are included for the purpose of illustrating environment and form no part of the claimed design. The shading illustrated in the figures is provided merely to represent the contour of the design and is not intended to be illustrative of, for example, texture, gloss, color, translucence, transparency, or surface decoration.

1 Claim, 4 Drawing Sheets



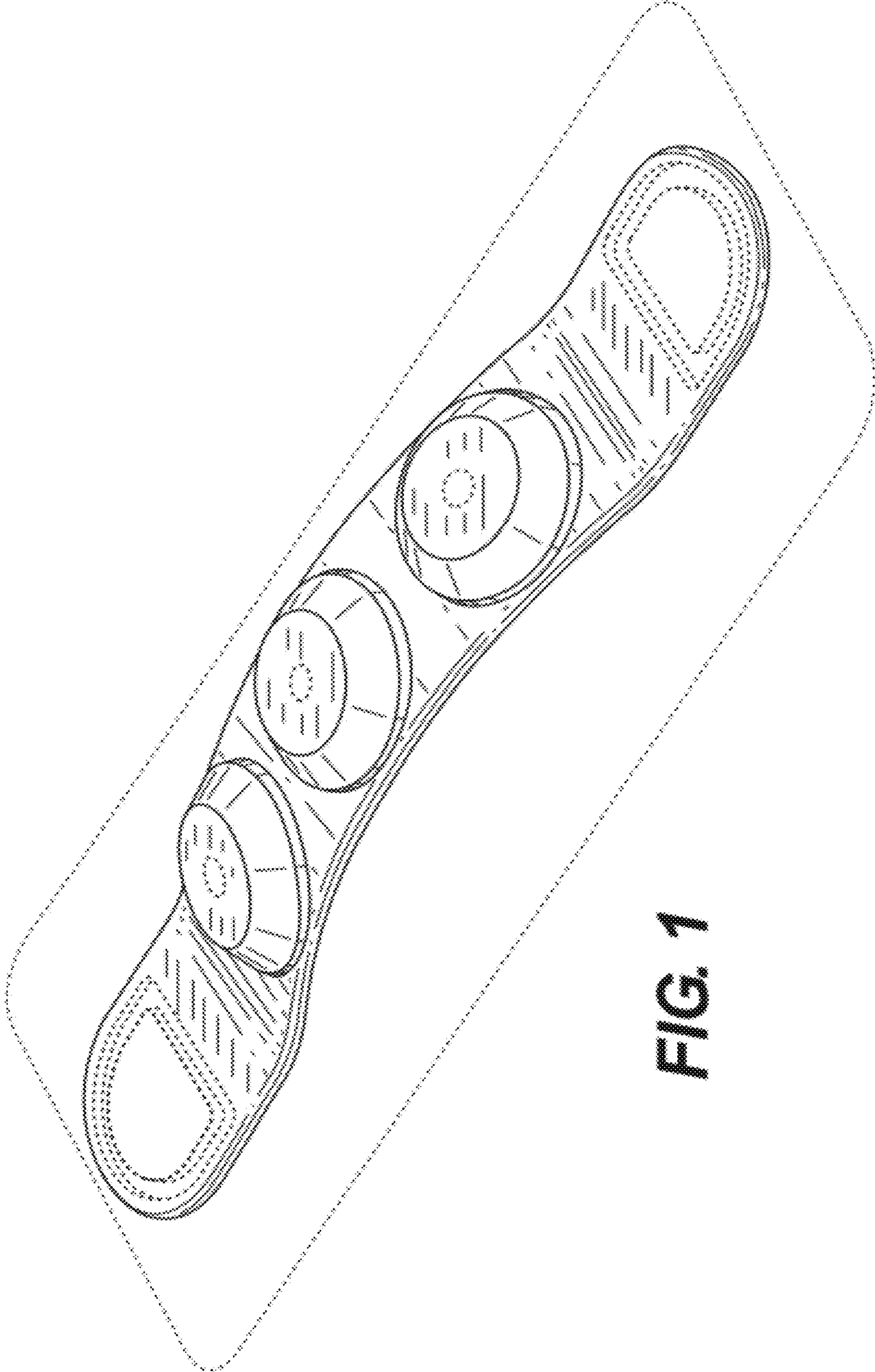


FIG. 1

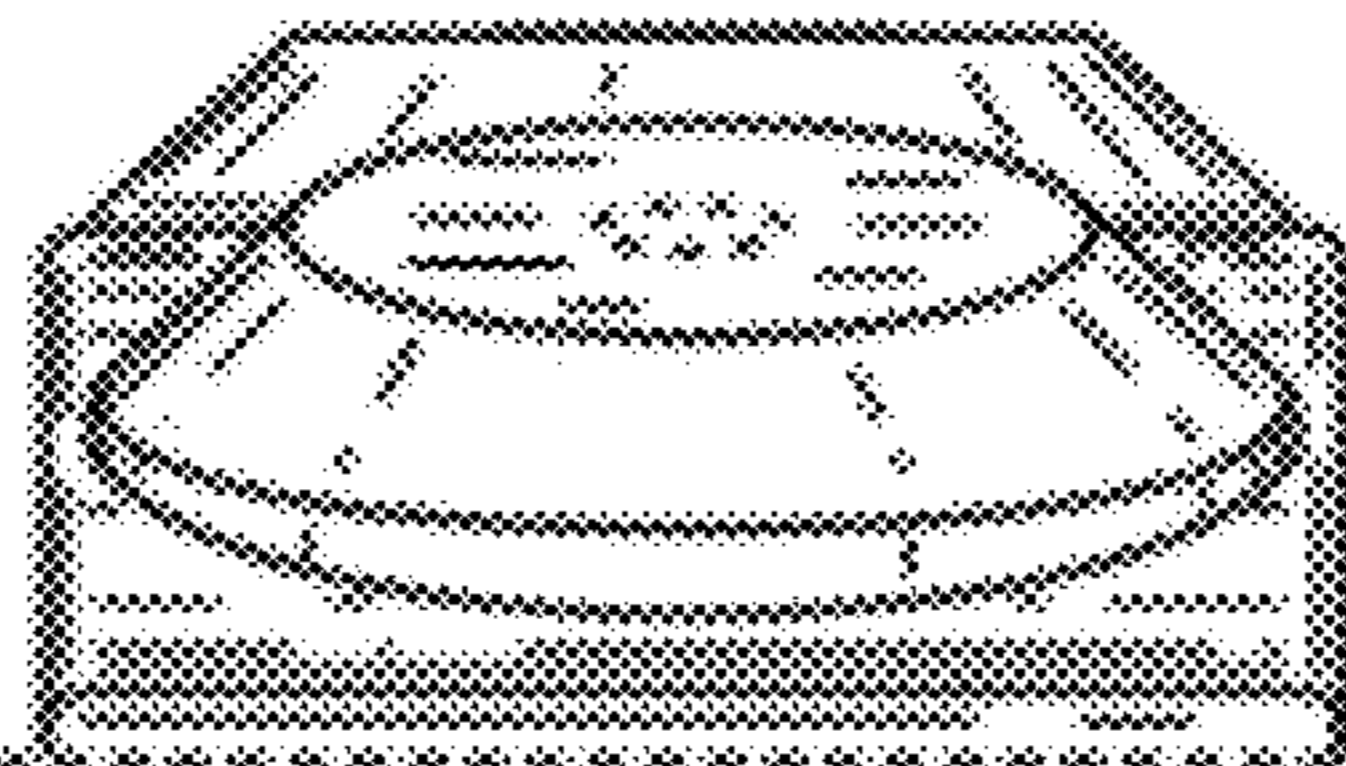


FIG. 2

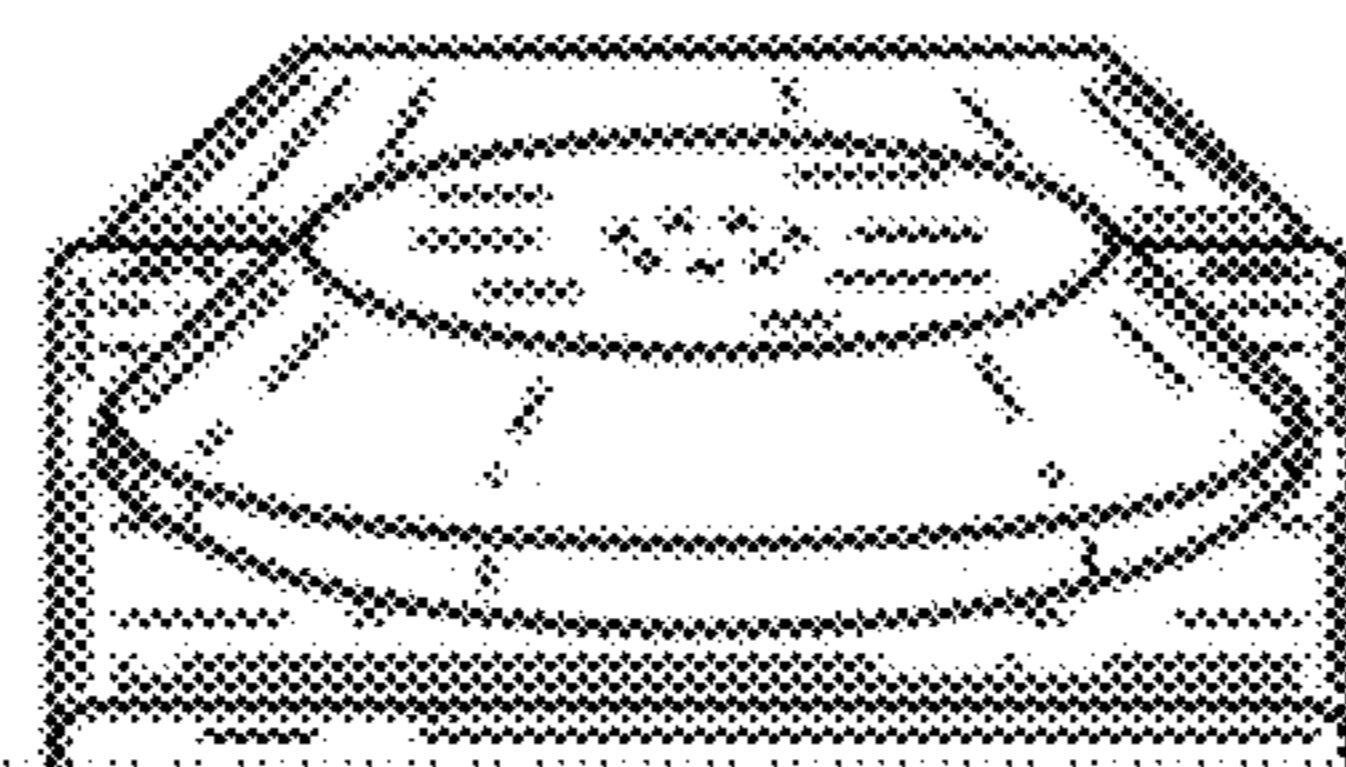


FIG. 3

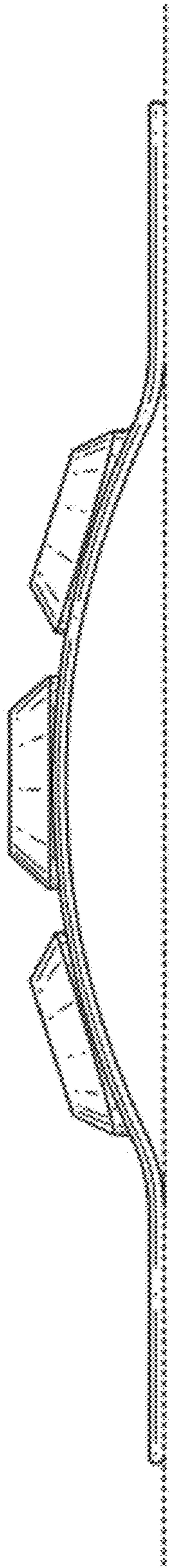


FIG. 4




FIG. 5

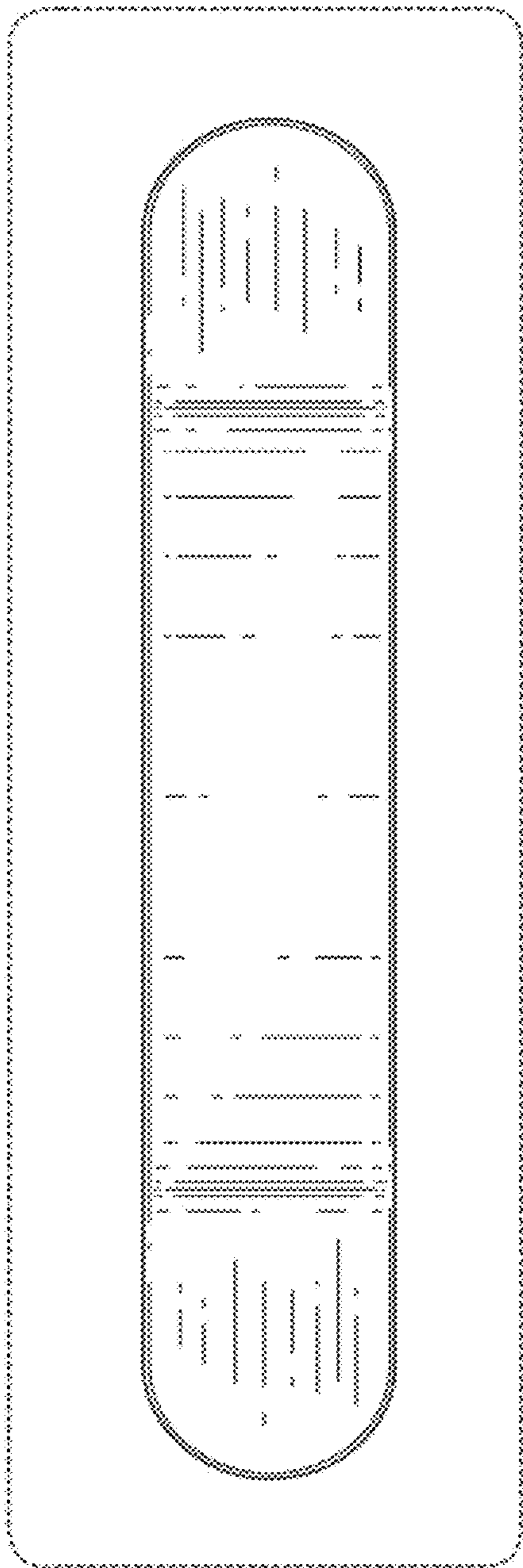


FIG. 6

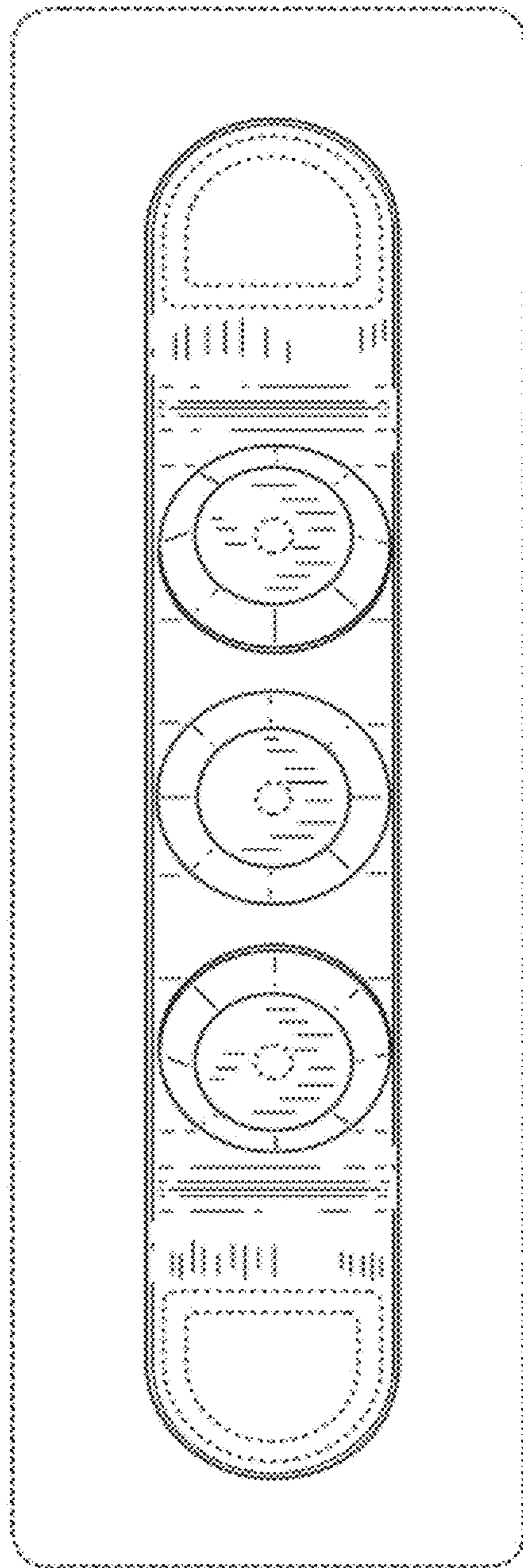


FIG. 7