

US00D660591S

(12) **United States Design Patent**  
**Okulla et al.**

(10) **Patent No.:** **US D660,591 S**

(45) **Date of Patent:** **\*\* May 29, 2012**

(54) **CONTAINER**

(75) Inventors: **Kai Okulla**, Werdohl (DE); **Michael Heidan**, Engenhahn (DE)

(73) Assignee: **Wilhelm Schröder GmbH**, Herscheid (DE)

(\*\*) Term: **14 Years**

(21) Appl. No.: **29/385,914**

(22) Filed: **Feb. 22, 2011**

(51) **LOC (9) Cl.** ..... **03-01**

(52) **U.S. Cl.** ..... **D3/294; D3/255**

(58) **Field of Classification Search** ..... D3/273,  
D3/300, 302, 905, 254–255, 294, 261; D9/503–504;  
206/349, 372–379; 220/523, 527, 23.83,  
220/504; D28/85–90; 190/100, 108–114,  
190/20; 222/129, 143, 212  
See application file for complete search history.

(56) **References Cited**

**U.S. PATENT DOCUMENTS**

2,757,790	A *	8/1956	Gattuso	206/446
3,263,806	A *	8/1966	Ring	206/427
3,307,902	A	3/1967	Nardi	
3,465,905	A	9/1969	Schottanes	
4,193,525	A	3/1980	Sommers	
4,334,642	A	6/1982	Reisch	
4,345,704	A	8/1982	Boughton	
4,444,324	A *	4/1984	Grenell	220/4.26
4,600,111	A *	7/1986	Brown	215/6
D291,842	S *	9/1987	Baumgardner	D3/254
D312,531	S *	12/1990	Sherer et al.	D3/255
5,018,609	A *	5/1991	Brenner	190/108
5,161,656	A *	11/1992	Brenner	190/111
D398,150	S *	9/1998	Vonarburg	D3/302
5,887,774	A	3/1999	Bethune	

D411,662	S *	6/1999	Carter	D3/279
6,053,401	A	4/2000	Andrews, Sr.	
D427,427	S *	7/2000	Davis	D3/289
6,145,685	A	11/2000	Dick	
D450,888	S *	11/2001	Breidenbach et al.	D28/76
D463,909	S *	10/2002	Carter	D3/279
D491,724	S *	6/2004	Sanderson	D3/255
D517,315	S *	3/2006	Amin	D3/273
D521,731	S *	5/2006	Tagliati et al.	D3/273
D525,786	S *	8/2006	Orlando	D3/254
D548,973	S *	8/2007	Dawson et al.	D3/302

(Continued)

**FOREIGN PATENT DOCUMENTS**

EP 0841262 5/1998

**OTHER PUBLICATIONS**

European Search Report, European Patent Application No. 10001623, dated Sep. 15, 2010.

*Primary Examiner* — Jennifer Rivard

(74) *Attorney, Agent, or Firm* — Michael Best & Friedrich LLP

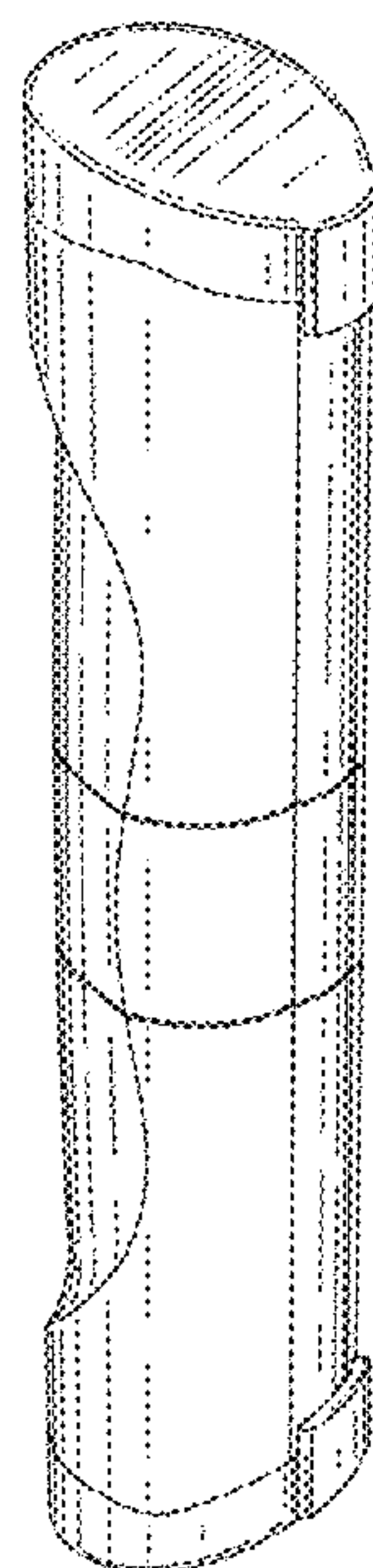
(57) **CLAIM**

We claim the ornamental design for a container, as shown and described.

**DESCRIPTION**

FIG. 1 is a perspective view of a container.  
FIG. 2 is a front view of the container shown in FIG. 1.  
FIG. 3 is a rear view of the container shown in FIG. 1.  
FIG. 4 is a right side view of the container shown in FIG. 1, the left side view being a mirror image thereof; and,  
FIG. 5 is a top view of the container shown in FIG. 1, the bottom view being a mirror image thereof.

**1 Claim, 3 Drawing Sheets**



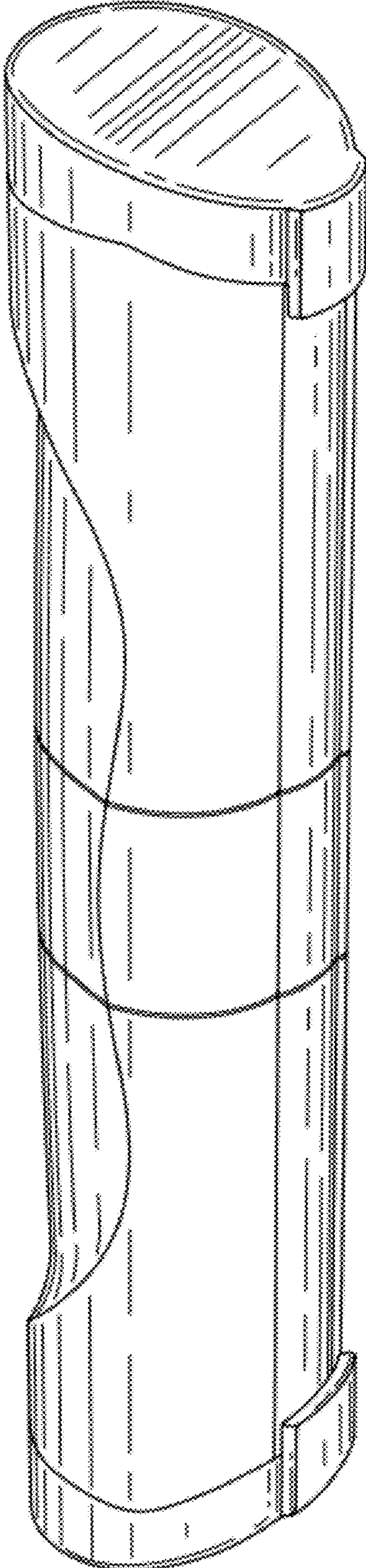
# US D660,591 S

Page 2

---

U.S. PATENT DOCUMENTS			
7,300,171	B2	11/2007	Sutton
7,350,520	B1	4/2008	Richard-Bey
D588,361	S *	3/2009	Dawson et al. .... D3/302
D609,454	S *	2/2010	Porter-Young ..... D3/202
D623,408	S *	9/2010	Benedetti ..... D3/276
7,789,229	B2 *	9/2010	Frakes ..... 206/350
D639,662	S *	6/2011	Riguzzi ..... D9/504
D643,217	S *	8/2011	Pedersen ..... D3/302
2003/0127354	A1	7/2003	Chen
2009/0223999	A1 *	9/2009	Hill et al. .... 222/129
2010/0108552	A1 *	5/2010	Scrimshaw et al. .... 206/379

\* cited by examiner



**FIG. 1**



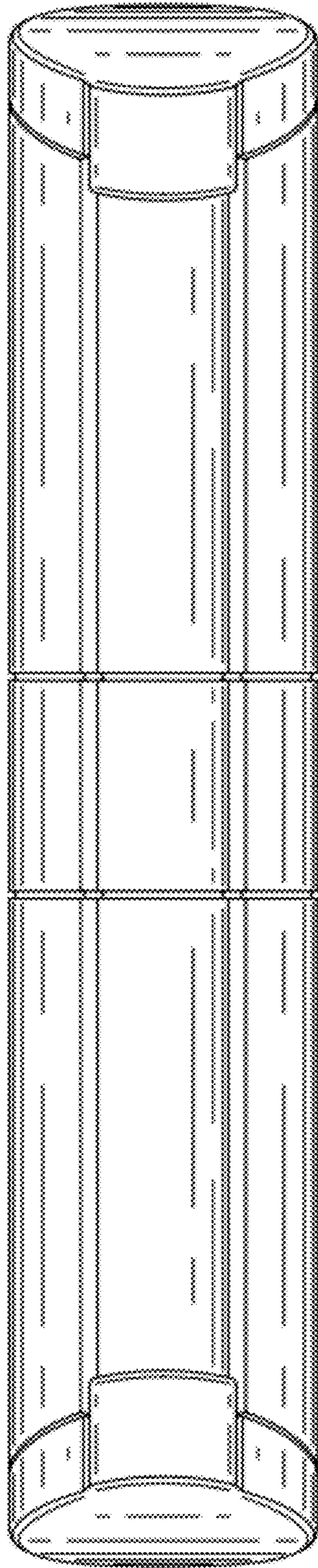


FIG. 2

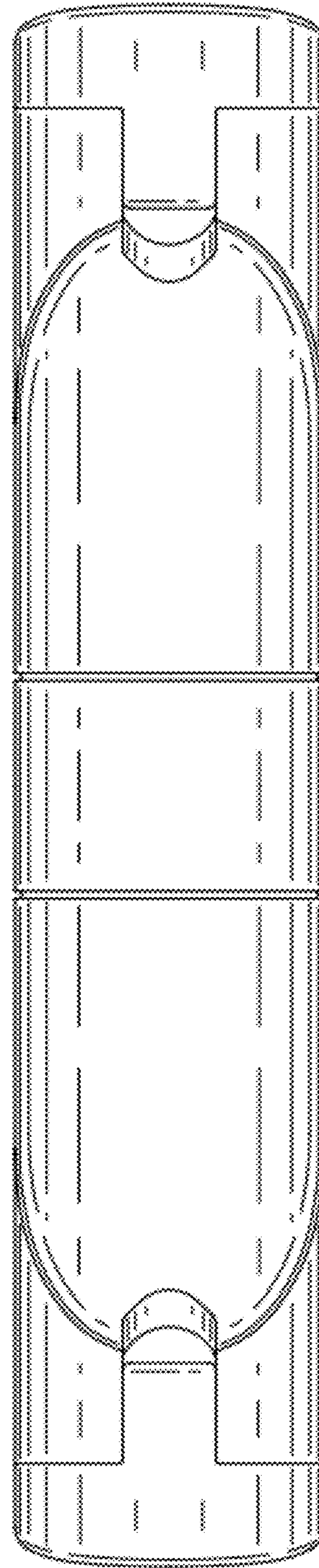
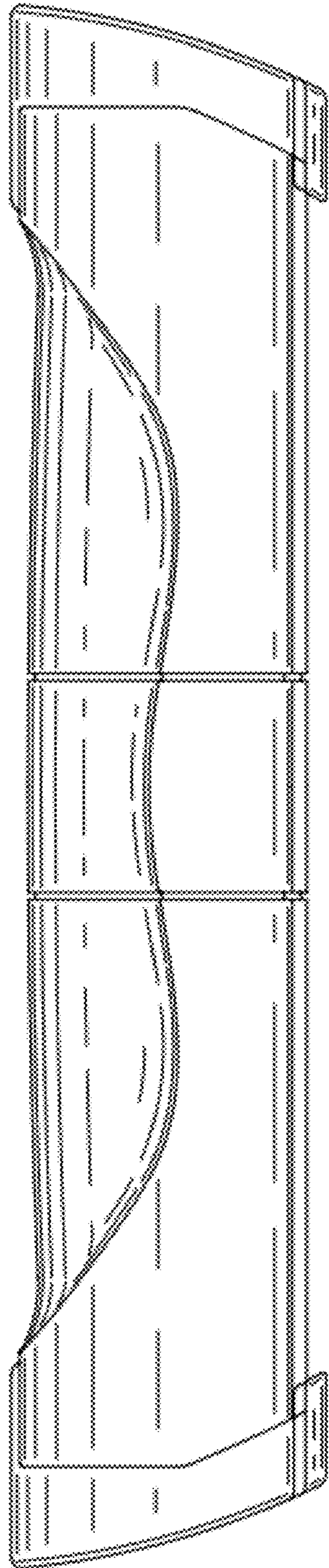
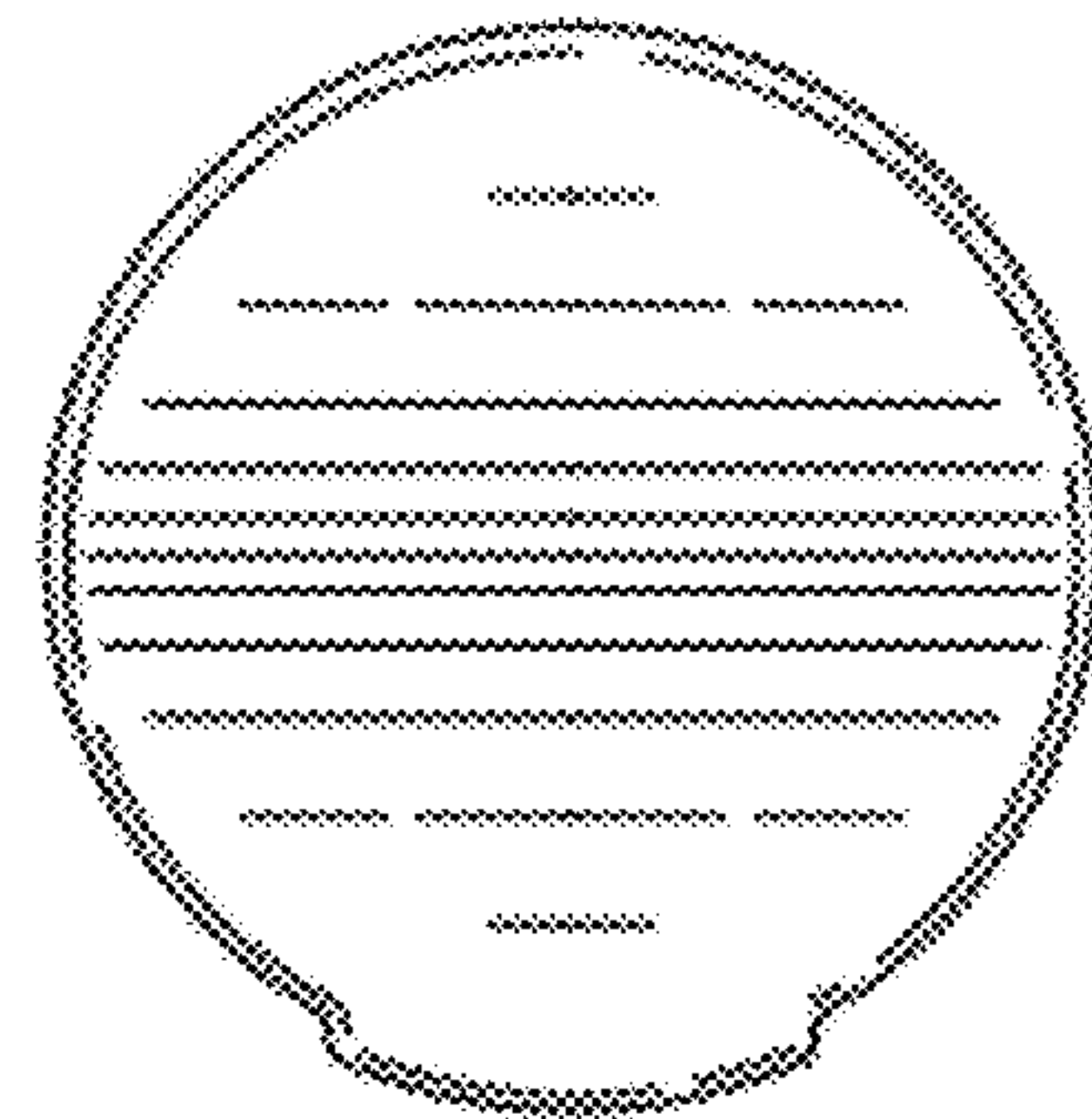


FIG. 3



**FIG. 4**



**FIG. 5**