



US00D660564S

(12) **United States Design Patent**  
**Hassoun**

(10) **Patent No.:** **US D660,564 S**

(45) **Date of Patent:** **\*\* May 29, 2012**

- (54) **PAIR OF FOOTWEAR ARTICLES**
- (75) Inventor: **Layla Hassoun**, Somerville, MA (US)
- (73) Assignee: **SR Holdings, LLC**, Lexington, MA (US)
- (\*\*) Term: **14 Years**
- (21) Appl. No.: **29/411,457**
- (22) Filed: **Jan. 20, 2012**

D426,947 S *	6/2000	Pollastrelli	.....	D2/956
6,076,283 A	6/2000	Boie		
D434,206 S	11/2000	Bernardini		
6,151,801 A	11/2000	Frederiksen et al.		
D450,178 S *	11/2001	Boncutter	.....	D2/917
D458,010 S	6/2002	Della Valle		
D461,295 S	8/2002	Pollastrelli		
D475,181 S	6/2003	McClaskie		
6,574,886 B1	6/2003	Issler		
D484,674 S	1/2004	Issler		
D498,574 S	11/2004	Issler		
D499,535 S	12/2004	McClaskie		
D500,913 S	1/2005	Mangee		
D503,271 S *	3/2005	Choi	.....	D2/978
D507,098 S	7/2005	McClaskie		
6,966,128 B2	11/2005	McClaskie		

(Continued)

**Related U.S. Application Data**

- (62) Division of application No. 29/398,033, filed on Jul. 26, 2011.
- (51) **LOC (9) Cl.** ..... **02-04**
- (52) **U.S. Cl.** ..... **D2/917; D2/953**
- (58) **Field of Classification Search** ..... D2/900, D2/916-918, 943, 946, 951-954, 956-962, D2/977; 36/11.5, 90, 3 B, 22 R, 24.5, 25 R, 36/28, 32 R, 34 R, 59 C, 67 A, 103  
See application file for complete search history.

*Primary Examiner* — Robert M Spear

*Assistant Examiner* — Rashida C McCoy

(74) *Attorney, Agent, or Firm* — Honigman Miller Schwartz and Cohn LLP

(57) **CLAIM**

The ornamental design for pair of footwear articles, as shown and described.

(56) **References Cited**

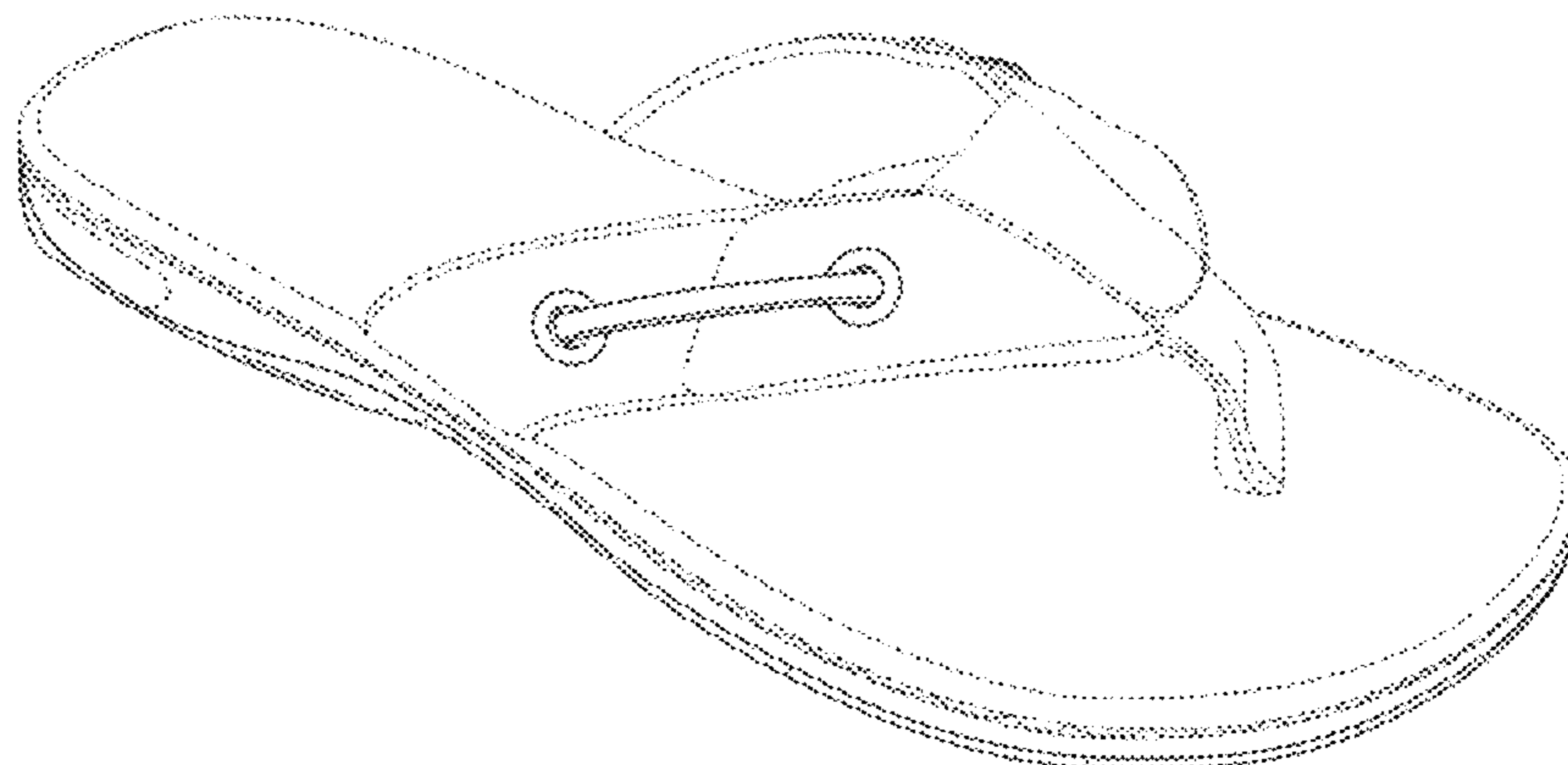
**U.S. PATENT DOCUMENTS**

1,888,862 A *	11/1932	Mathews	.....	36/12
2,040,459 A	5/1936	Bagshaw		
D127,031 S *	5/1941	Bingham, Jr.	.....	D2/977
2,757,461 A	8/1956	Cartmell		
D311,990 S *	11/1990	Hatfield	.....	D2/953
D313,114 S	12/1990	Aveni		
D322,881 S *	1/1992	Bushman	.....	D2/953
D325,814 S	5/1992	Benatti et al.		
D329,131 S	9/1992	Ostberg		
D332,346 S *	1/1993	Hatfield et al.	.....	D2/953
D333,908 S	3/1993	Teague		
D334,092 S	3/1993	Teague		
D334,465 S	4/1993	Teague		
D337,427 S	7/1993	Tonkel		
D356,438 S	3/1995	Opie et al.		
D368,358 S	4/1996	Valle		
D393,341 S	4/1998	Marshall et al.		
D394,343 S	5/1998	Marshall et al.		
D407,892 S	4/1999	Gaudio		

**DESCRIPTION**

FIG. 1 is a front-top perspective view of pair of footwear articles, showing my new design;  
 FIG. 2 is a bottom-rear perspective view thereof;  
 FIG. 3 is a lateral side view thereof;  
 FIG. 4 is a medial side view thereof;  
 FIG. 5 is a front view thereof;  
 FIG. 6 is a rear view thereof;  
 FIG. 7 is a top plan view thereof; and,  
 FIG. 8 is a bottom plan view thereof.  
 The drawings show the design of an article of footwear suitable for being worn on a right foot. The ornamental design also includes the mirror images of drawings, i.e., the design of an article of footwear suitable for being worn on the left foot. The broken lines in the drawing views form no part of the claimed design.

**1 Claim, 7 Drawing Sheets**



# US D660,564 S

Page 2

---

## U.S. PATENT DOCUMENTS

6,976,320	B2	12/2005	McClaskie				
D525,775	S *	8/2006	Cintron	.....	D2/977		
D540,516	S	4/2007	Weitzman				
D547,035	S *	7/2007	Belley et al.	.....	D2/953		
D550,434	S	9/2007	Ades				
D550,438	S	9/2007	Ades				
7,281,343	B2 *	10/2007	Riha et al.	.....	36/59 C		
D558,967	S *	1/2008	Guers-Neyrud	.....	D2/971		
D558,968	S	1/2008	Guers-Neyrud				
D558,970	S	1/2008	Guers-Neyrud				
D568,593	S	5/2008	Chen				
D569,095	S *	5/2008	Morgan et al.	.....	D2/977		
D582,143	S	12/2008	Guers-Neyraud				
7,461,469	B2	12/2008	McClaskie				
D591,495	S	5/2009	Lawler				
D591,936	S	5/2009	Frederiksen et al.				
D593,733	S	6/2009	Frederiksen et al.				
D604,482	S *	11/2009	Fletcher	.....	D2/917		
D620,242	S	7/2010	Bourdin et al.				
D636,981	S	5/2011	Petrie				
2005/0016017	A1	1/2005	McClaskie				

\* cited by examiner

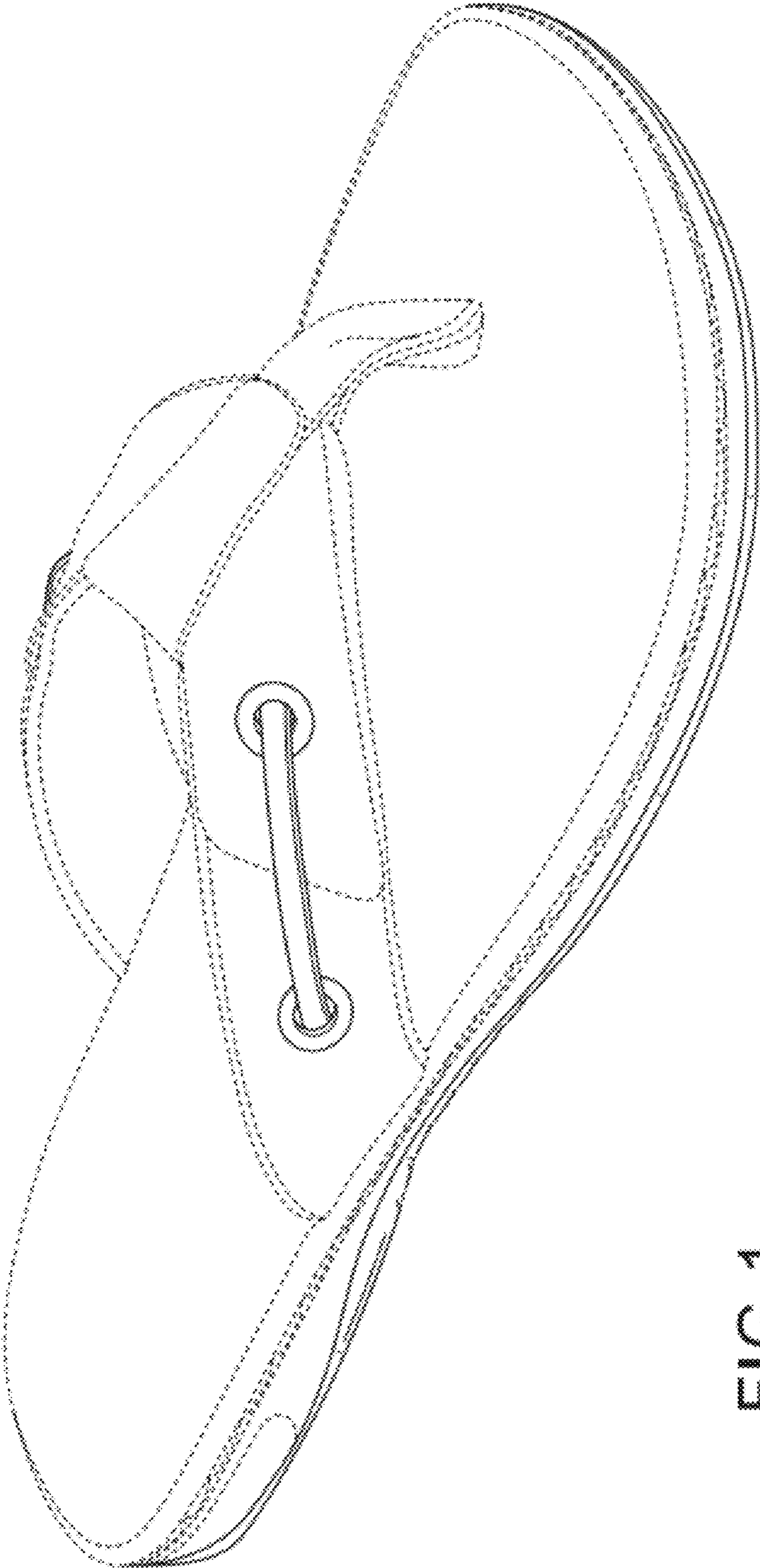


FIG.1



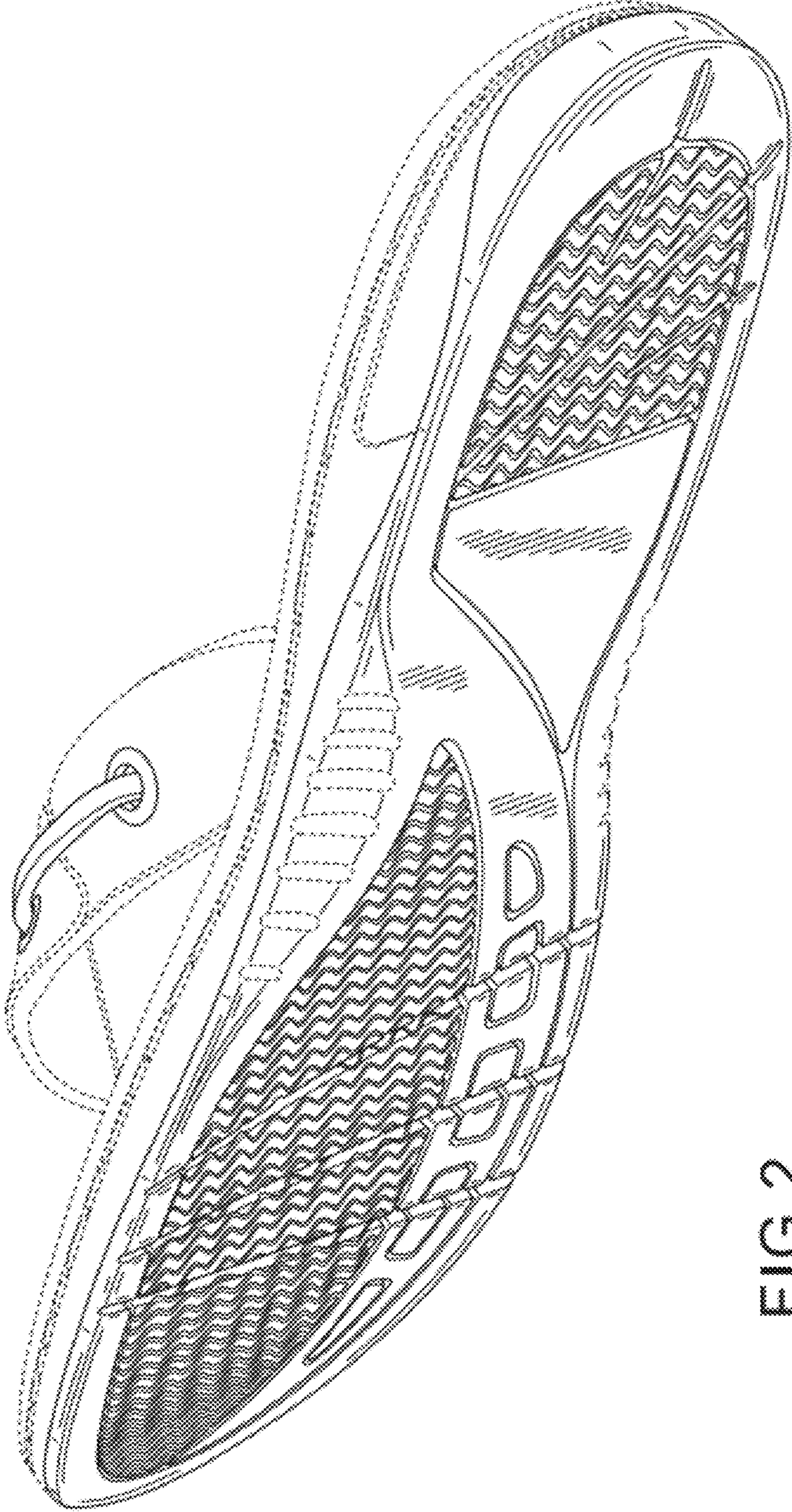


FIG.2

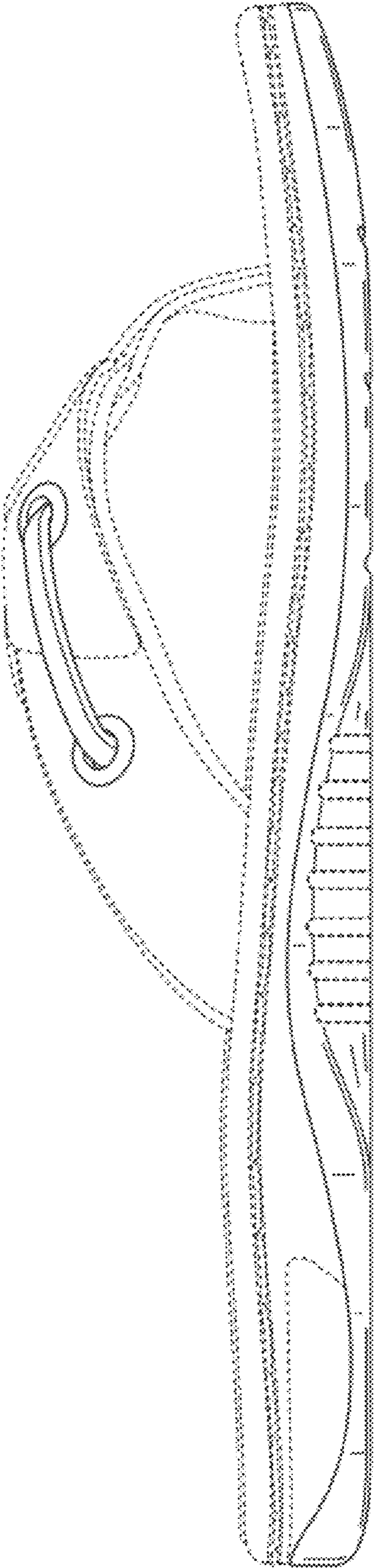


FIG.3



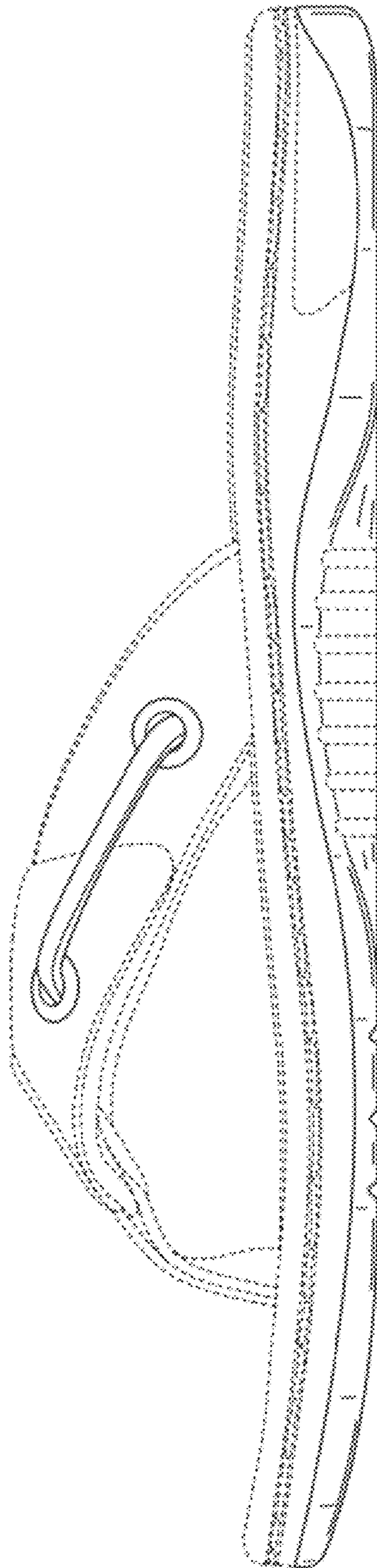


FIG.4

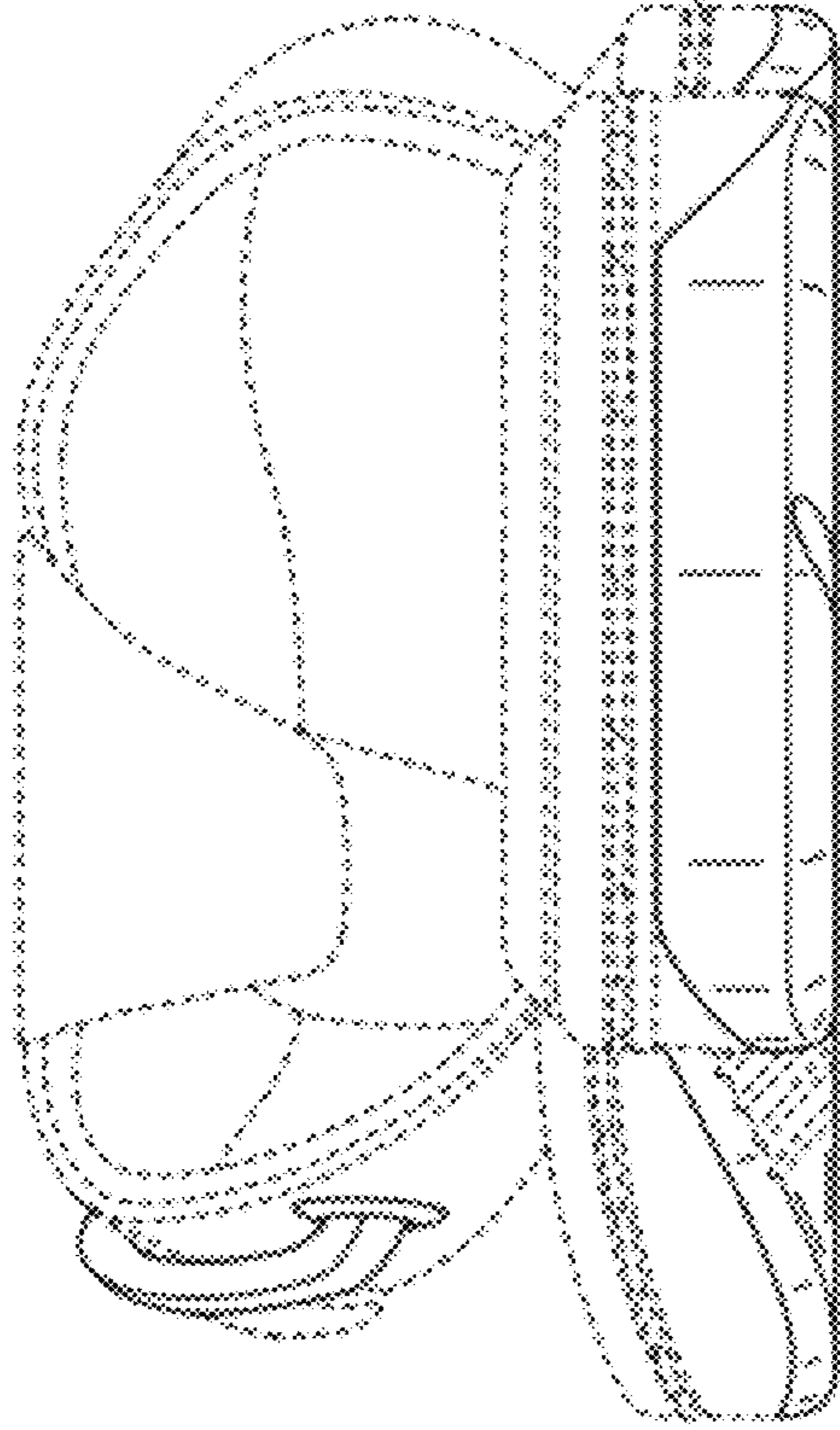


FIG. 5

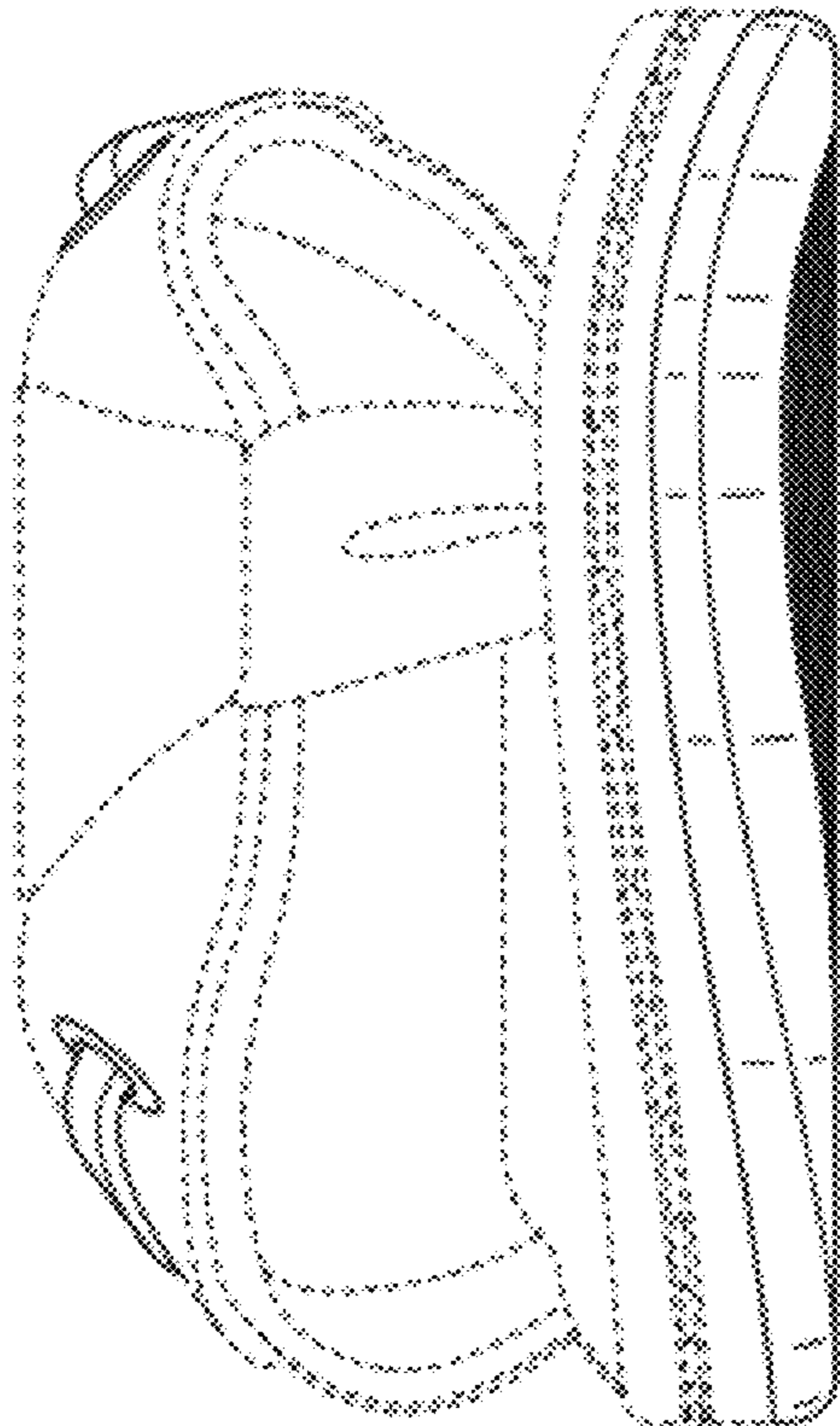


FIG. 6

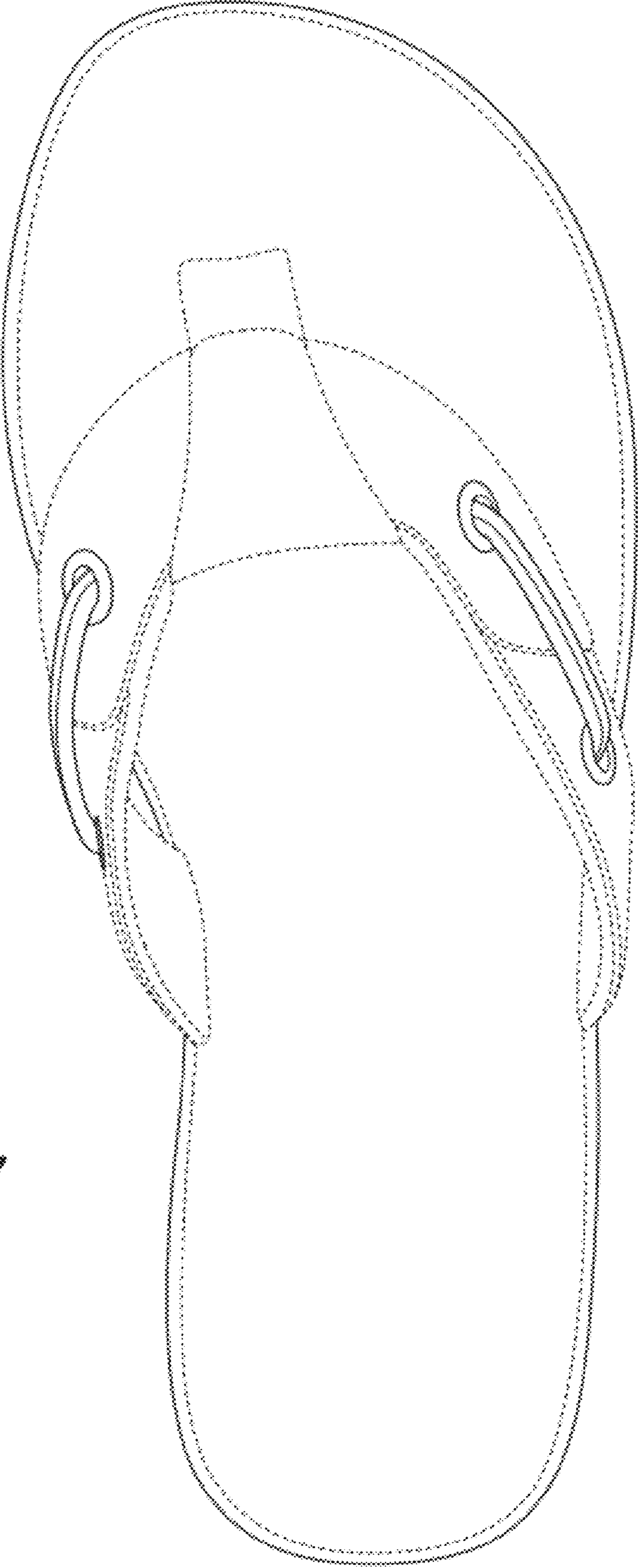


FIG. 7



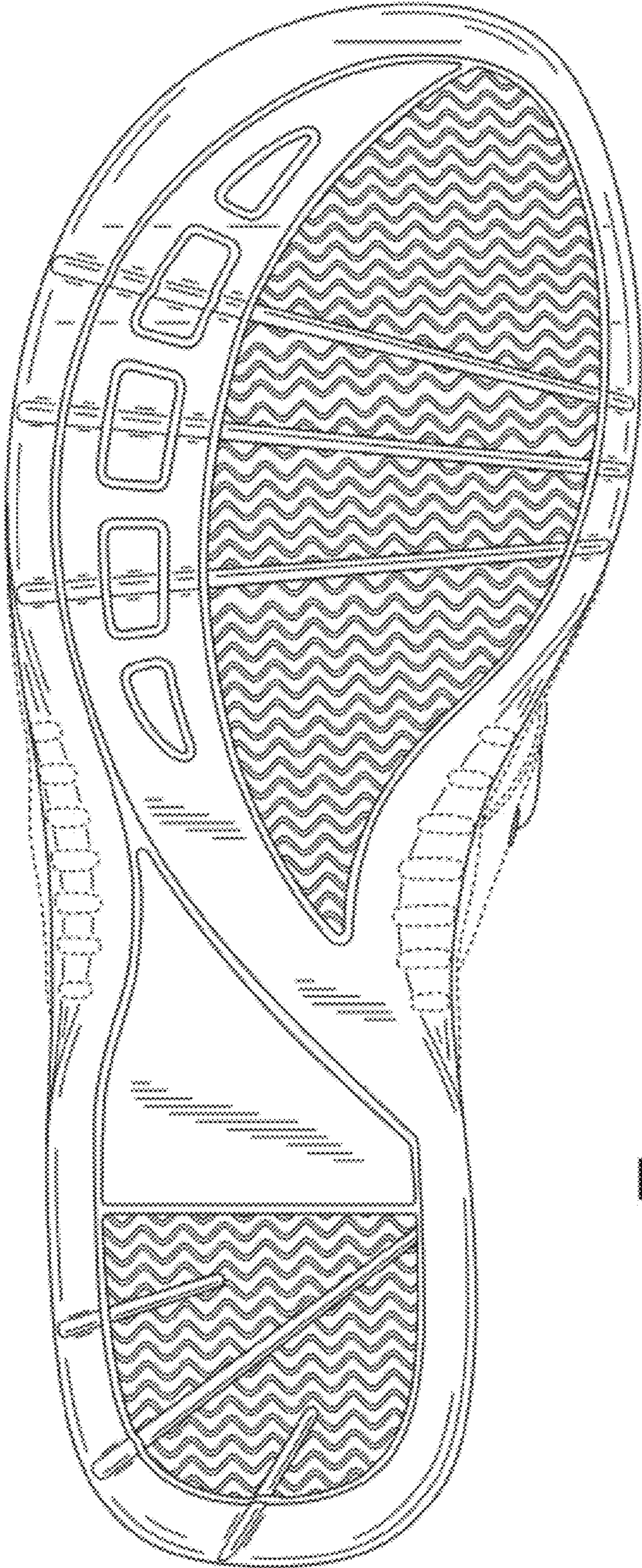


FIG.8