

US00D660555S

(12) **United States Design Patent**
Stoltz

(10) **Patent No.:** **US D660,555 S**

(45) **Date of Patent:** **** May 29, 2012**

(54) **BASEBALL CAP FRONT INSERT**

(76) **Inventor:** **Steven L. Stoltz**, Thompson Falls, MT
(US)

(**) **Term:** **14 Years**

(21) **Appl. No.:** **29/392,256**

(22) **Filed:** **May 19, 2011**

(51) **LOC (9) Cl.** **02-03**

(52) **U.S. Cl.** **D2/892**

(58) **Field of Classification Search** D2/865,
D2/866, 872, 875, 876, 877, 878, 879, 880,
D2/881, 882, 883, 884, 885, 886, 887, 888,
D2/891, 892, 893; D29/102, 103, 104, 105,
D29/106, 107; 2/171, 175.1, 175.2, 175.3,
2/175.4, 175.5, 175.6, 181, 181.2, 181.4,
2/181.6, 182.1, 182.2, 182.3, 182.8, 183,
2/184, 195.1, 195.2, 195.3, 195.4, 195.5,
2/200.1, 209.11, 209.12, 209.13; 223/24,
223/25, 84

See application file for complete search history.

(56) **References Cited**

U.S. PATENT DOCUMENTS

D261,074	S	*	10/1981	Gronborg	D29/110
4,468,817	A	*	9/1984	Nunnery et al.	2/181
4,790,034	A	*	12/1988	Pass	2/195.5
RE33,430	E	*	11/1990	Nunnery et al.	2/181
5,088,126	A	*	2/1992	Mathis	2/181
D361,197	S		8/1995	Wilson		
5,481,760	A	*	1/1996	Wood, Jr.	2/195.5
D374,115	S	*	10/1996	Mayfield	D2/892
5,725,134	A		3/1998	Weltge		
D393,935	S	*	5/1998	Hines	D2/891

D406,442	S	*	3/1999	Allen	D2/894
5,884,335	A		3/1999	Whittaker		
5,987,649	A		11/1999	Robertson		
6,408,443	B1	*	6/2002	Park	2/195.1
6,467,095	B1	*	10/2002	Nunnery	2/181.6
6,523,728	B2		2/2003	Lee		
6,865,750	B2	*	3/2005	Nunnery	2/181
7,380,691	B2		6/2008	Kroll et al.		
D572,880	S	*	7/2008	Leedom	D2/891
D621,099	S	*	8/2010	Johnson et al.	D29/122
D624,287	S		9/2010	Shamchander		
D637,356	S	*	5/2011	Green et al.	D29/122
D640,422	S	*	6/2011	Green et al.	D29/122
7,958,570	B1	*	6/2011	Mooney	2/195.5
7,966,673	B1	*	6/2011	Gibson	2/425
8,112,821	B1	*	2/2012	Barry	2/181

* cited by examiner

Primary Examiner — Karen E Eldridge Powers
(74) *Attorney, Agent, or Firm* — Montgomery Patent &
Design, LLC; Robert C. Montgomery; Joseph T. Yaksich

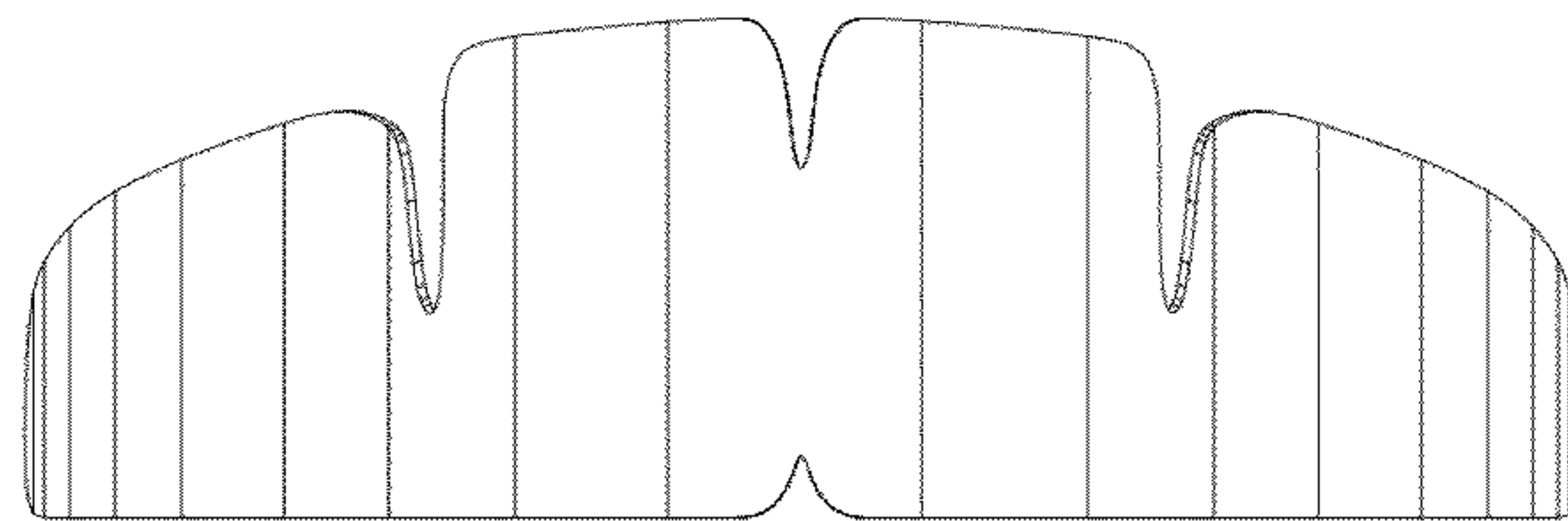
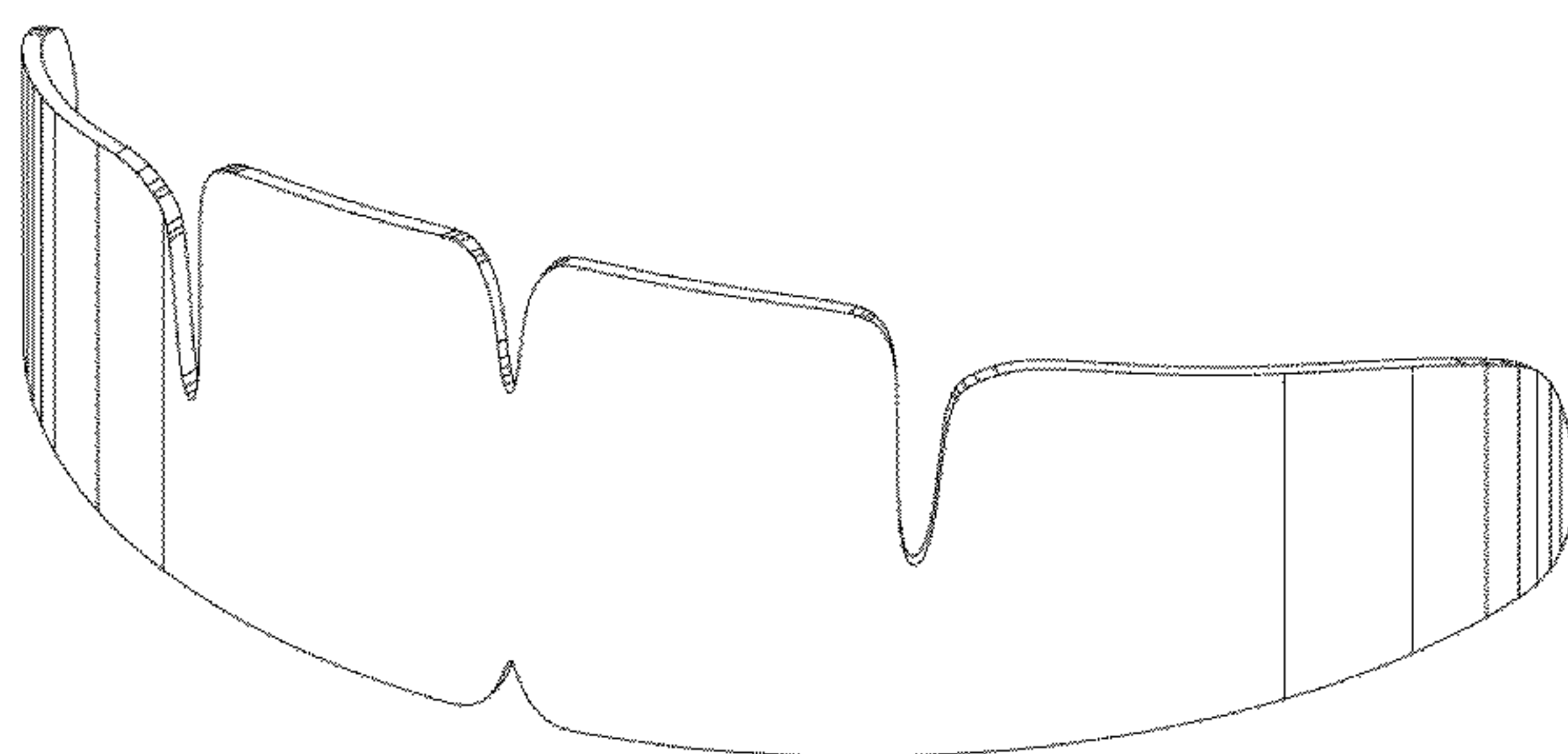
(57) **CLAIM**

The ornamental design for a baseball cap front insert, as shown and described.

DESCRIPTION

FIG. 1 is a front perspective view of a baseball cap front insert, showing my new design;
FIG. 2 is a front elevation view thereof;
FIG. 3 is a rear view thereof;
FIG. 4 is a left-side elevation view thereof with a right-side elevation view being a mirror image thereof;
FIG. 5 is a top plan view thereof; and,
FIG. 6 is a bottom plan view thereof.

1 Claim, 6 Drawing Sheets



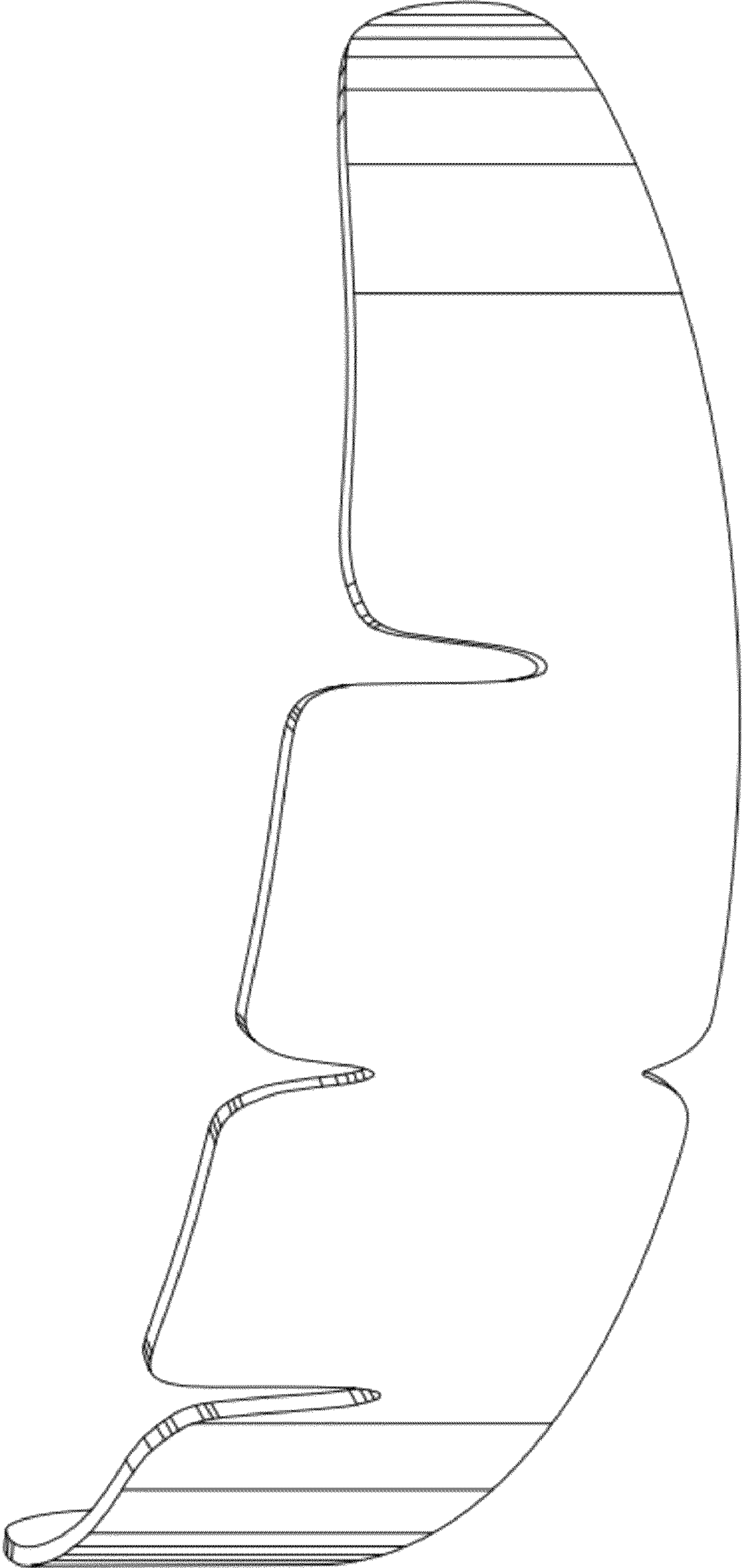


Fig. 1

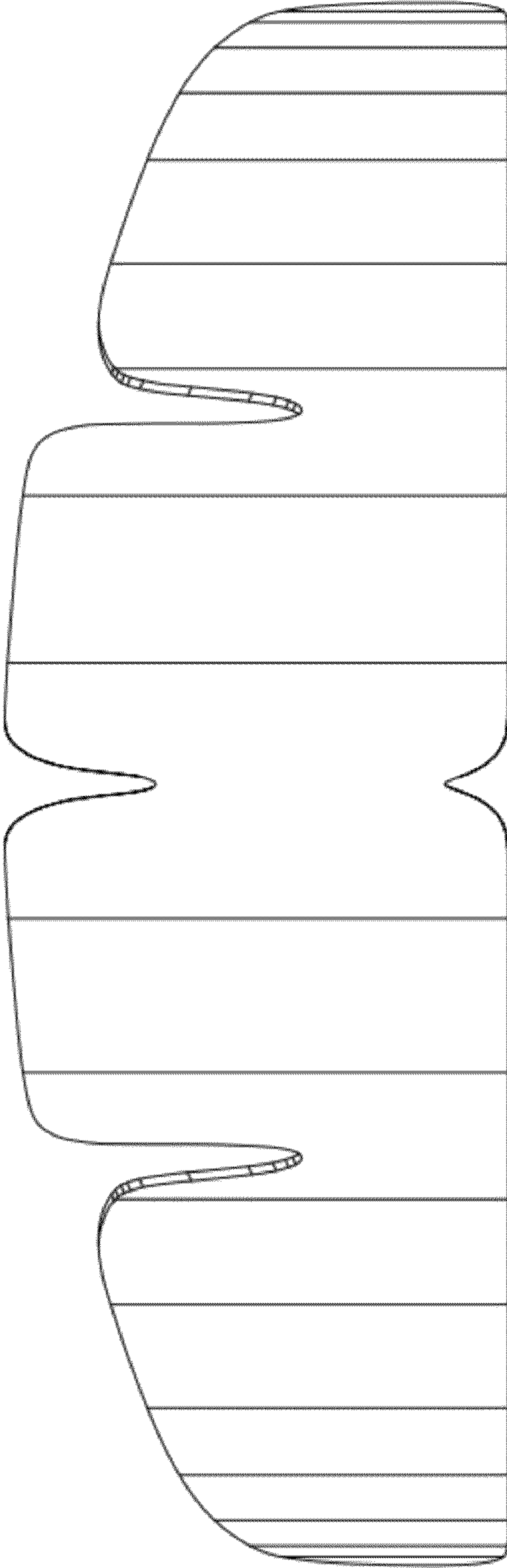


Fig. 2

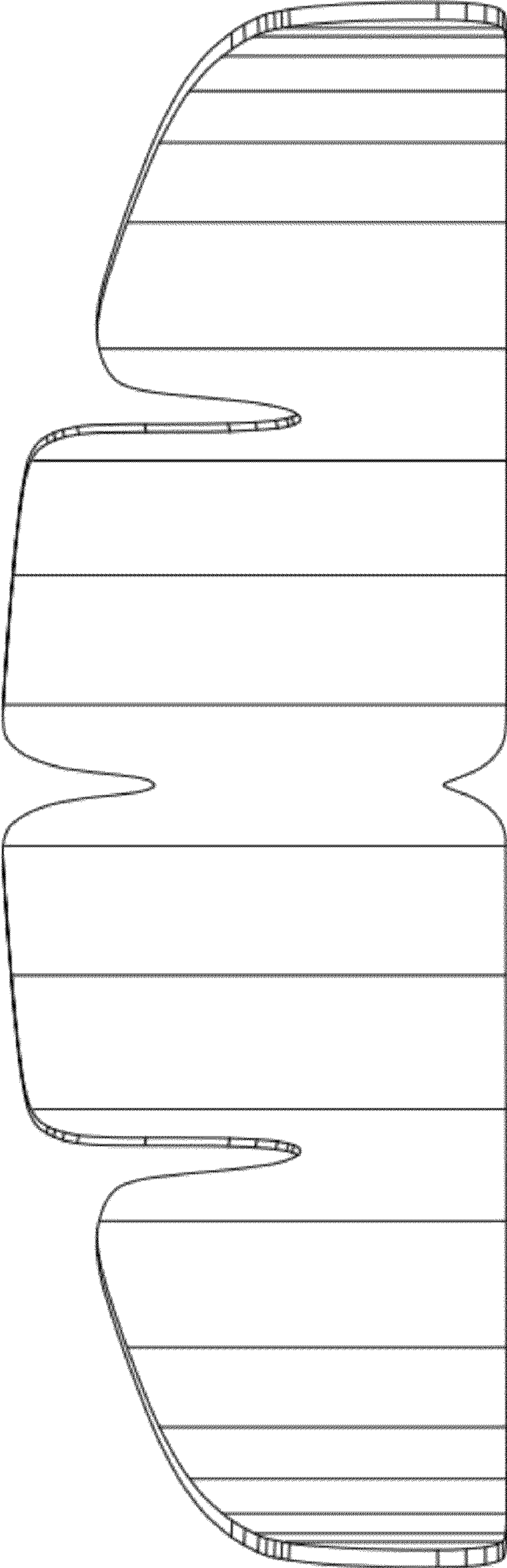


Fig. 3

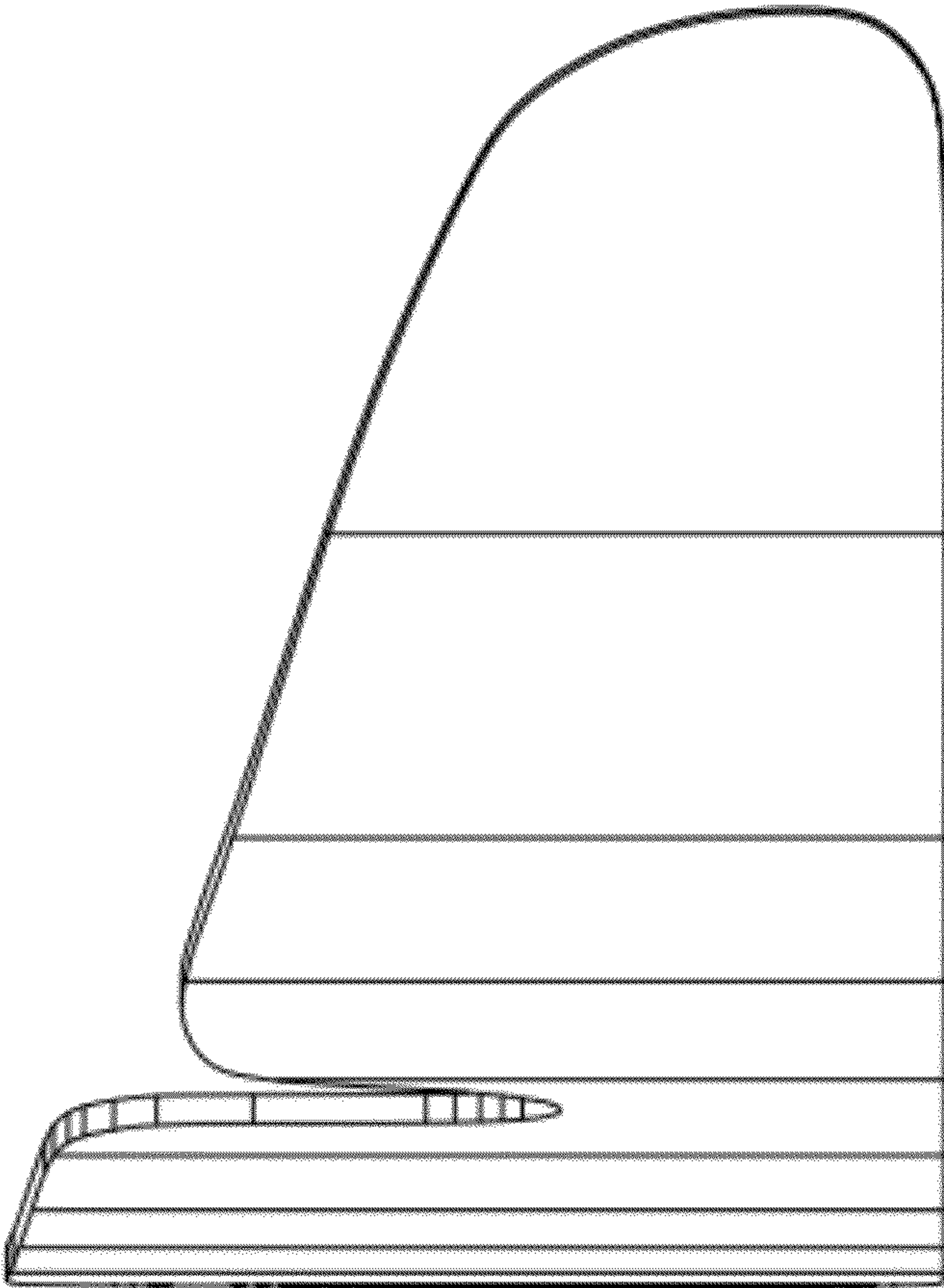


Fig. 4

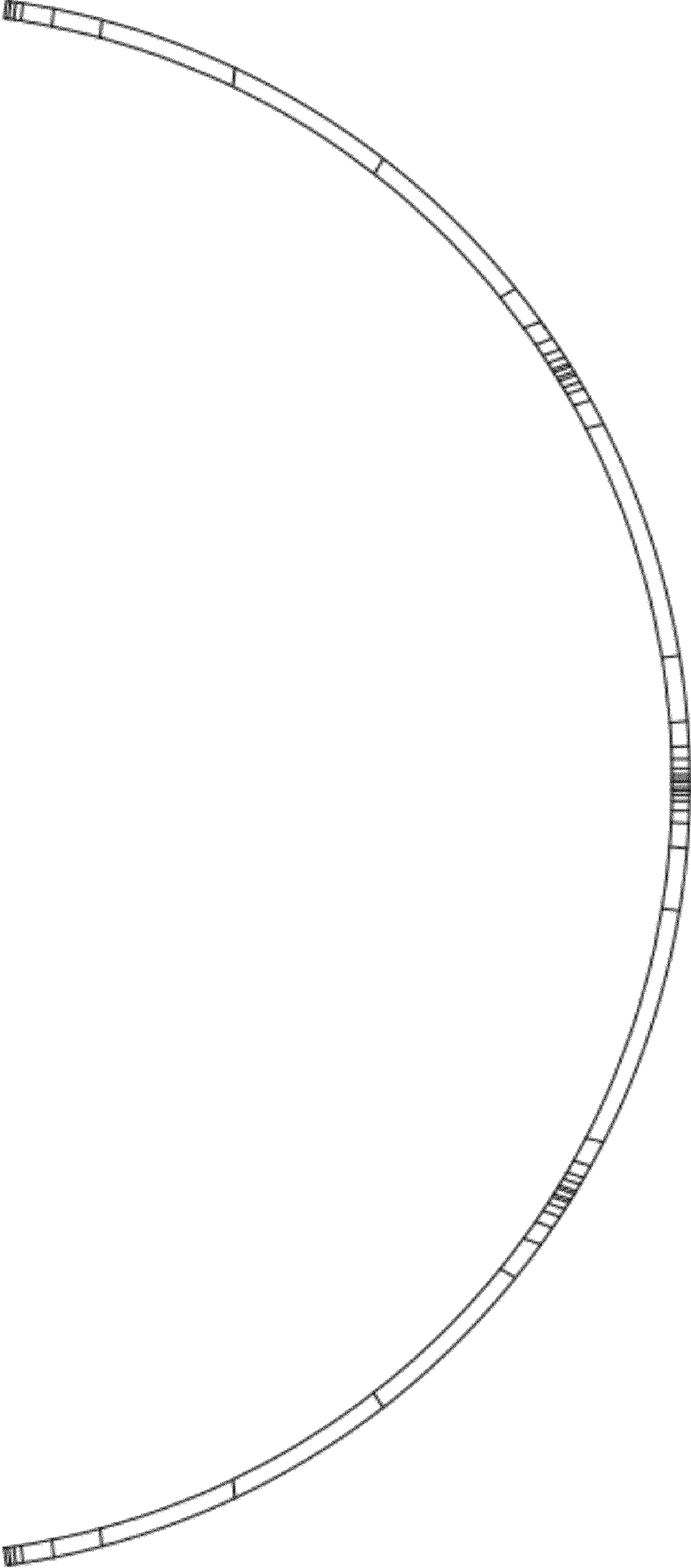


Fig. 5

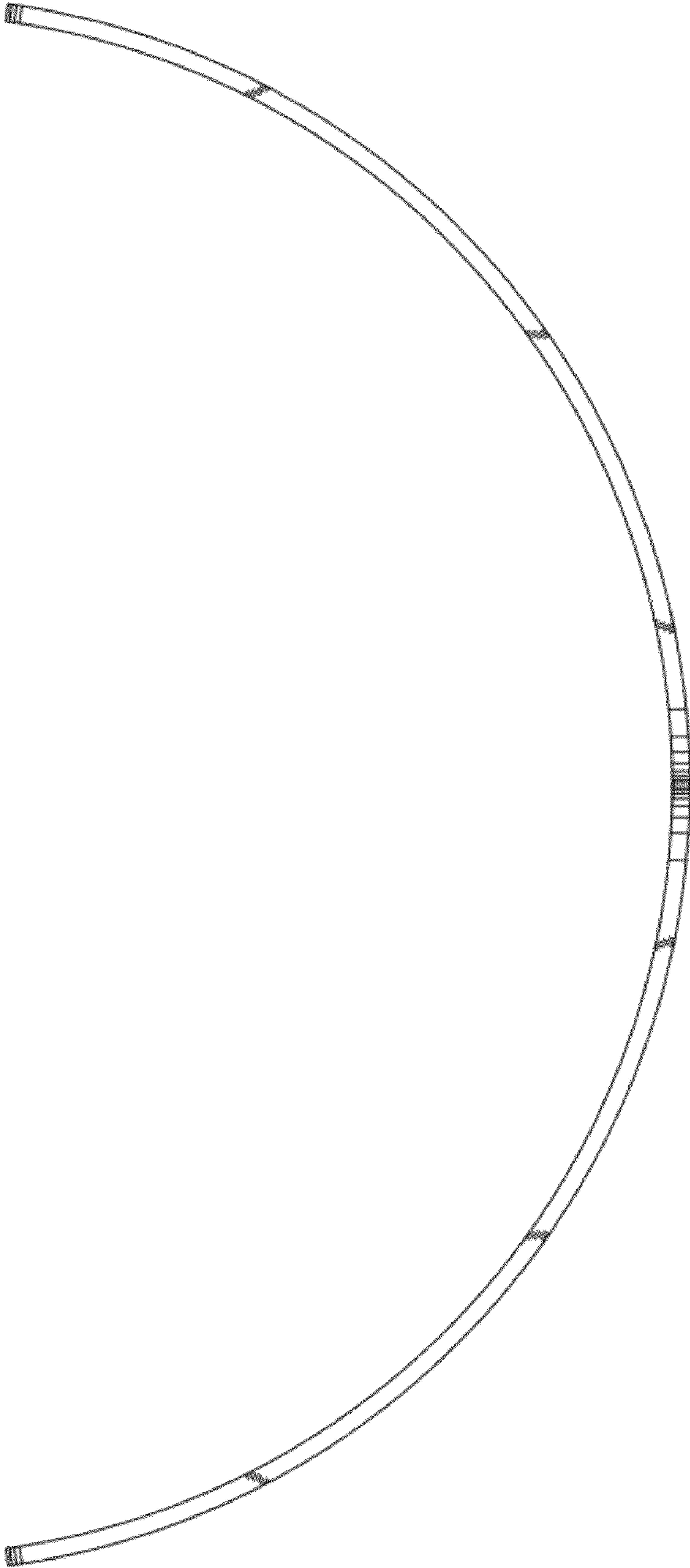


Fig. 6