



US00D660541S

(12) **United States Design Patent**
Trentadue et al.

(10) **Patent No.:** **US D660,541 S**

(45) **Date of Patent:** **** May 22, 2012**

(54) **CABINET FOR SPRAY APPARATUS**

(75) Inventors: **Victor M. Trentadue**, Wheeling, IL
(US); **Robert L. Cook**, Wheeling, IL
(US)

(73) Assignee: **BIOMIST, Inc**, Wheeling, IL (US)

(**) Term: **14 Years**

(21) Appl. No.: **29/349,071**

(22) Filed: **Mar. 5, 2010**

(51) **LOC (9) Cl.** **12-05**

(52) **U.S. Cl.** **D34/25**

(58) **Field of Classification Search** D34/12-27;
280/47.34, 47.35, 47.36, 47.371, 63, DIG. 3
See application file for complete search history.

(56) **References Cited**

U.S. PATENT DOCUMENTS

D215,275 S	*	9/1969	Oye	D24/185
D238,299 S	*	12/1975	Klemm	D7/347
D238,300 S	*	12/1975	Klemm	D7/347
D265,434 S	*	7/1982	Phillips	D34/18
D276,947 S	*	12/1984	Dennis	D34/19
D331,651 S	*	12/1992	Nilson	D34/5
D341,961 S	*	12/1993	Howden	D6/448

D365,583 S	*	12/1995	Viken	D15/151
D393,128 S	*	3/1998	Maddux	D34/14
D415,328 S	*	10/1999	Uehara et al.	D34/19
D441,161 S	*	4/2001	Shetterly	D34/25
D482,171 S	*	11/2003	Vui et al.	D34/25
2006/0055135 A1	*	3/2006	Tracewell et al.	280/47.35

* cited by examiner

Primary Examiner — Cynthia Ramirez

(74) *Attorney, Agent, or Firm* — Keith H. Orum; Orum & Roth LLC

(57) **CLAIM**

The ornamental design for a cabinet for spray apparatus, as shown and described.

DESCRIPTION

FIG. 1 is a top view of the cabinet for spray apparatus showing my new design;

FIG. 2 is a bottom view of the embodiment;

FIG. 3 is a right side view of the embodiment;

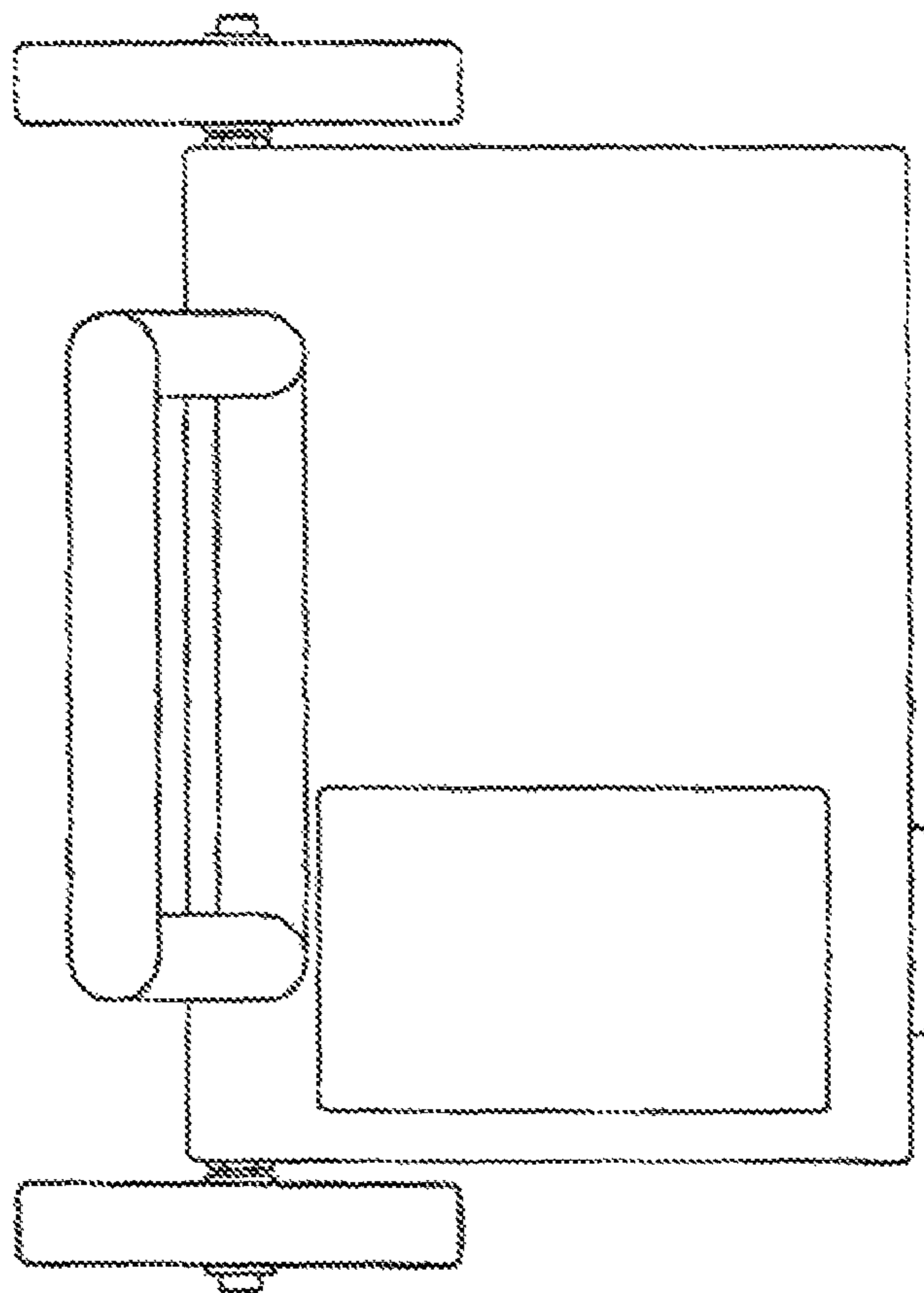
FIG. 4 is a left side view of the embodiment;

FIG. 5 is a front view of the embodiment; and,

FIG. 6 is a rear view of the embodiment.

The portions of the cabinet shown in broken lines forms no part of the claimed design.

1 Claim, 6 Drawing Sheets



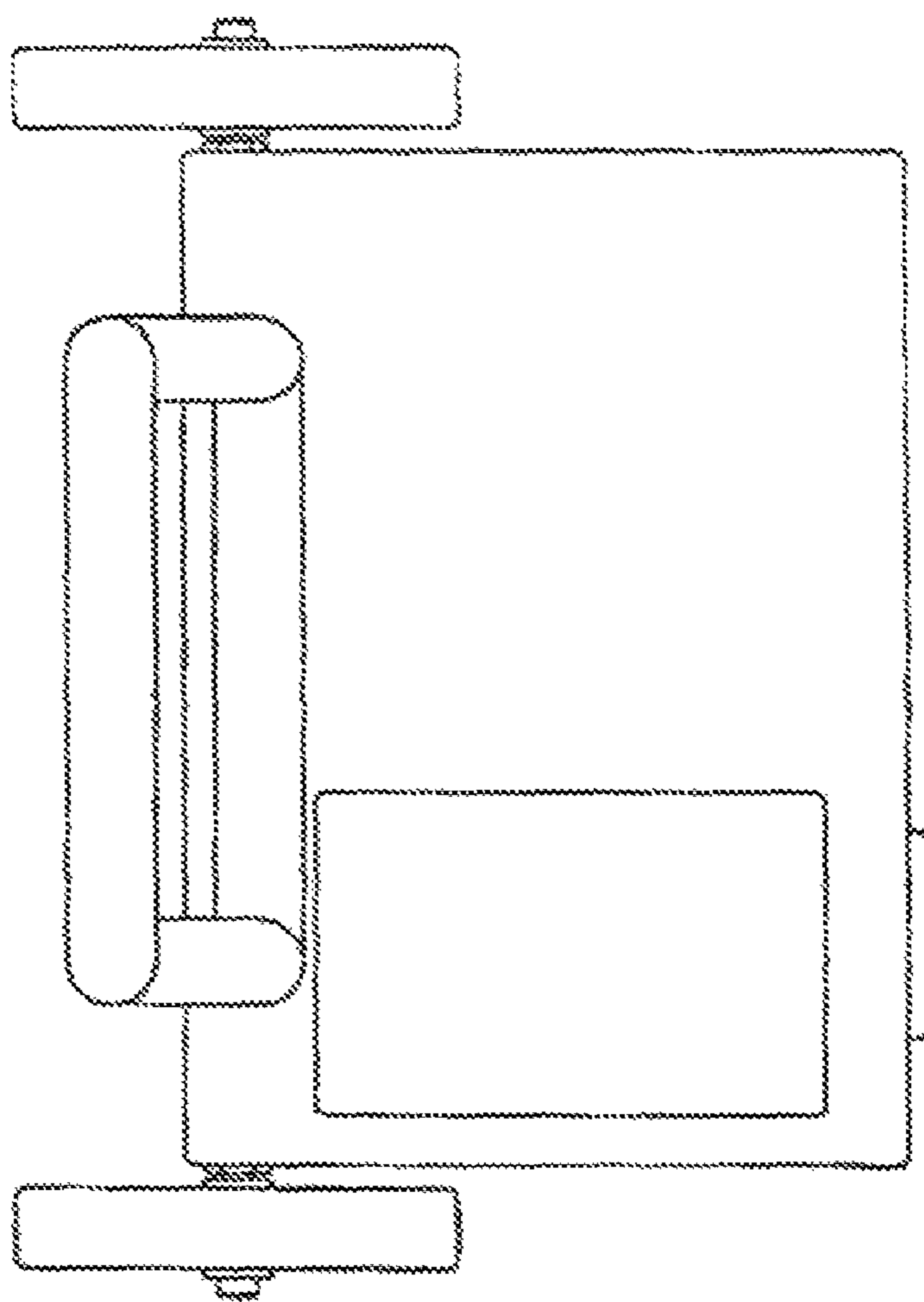
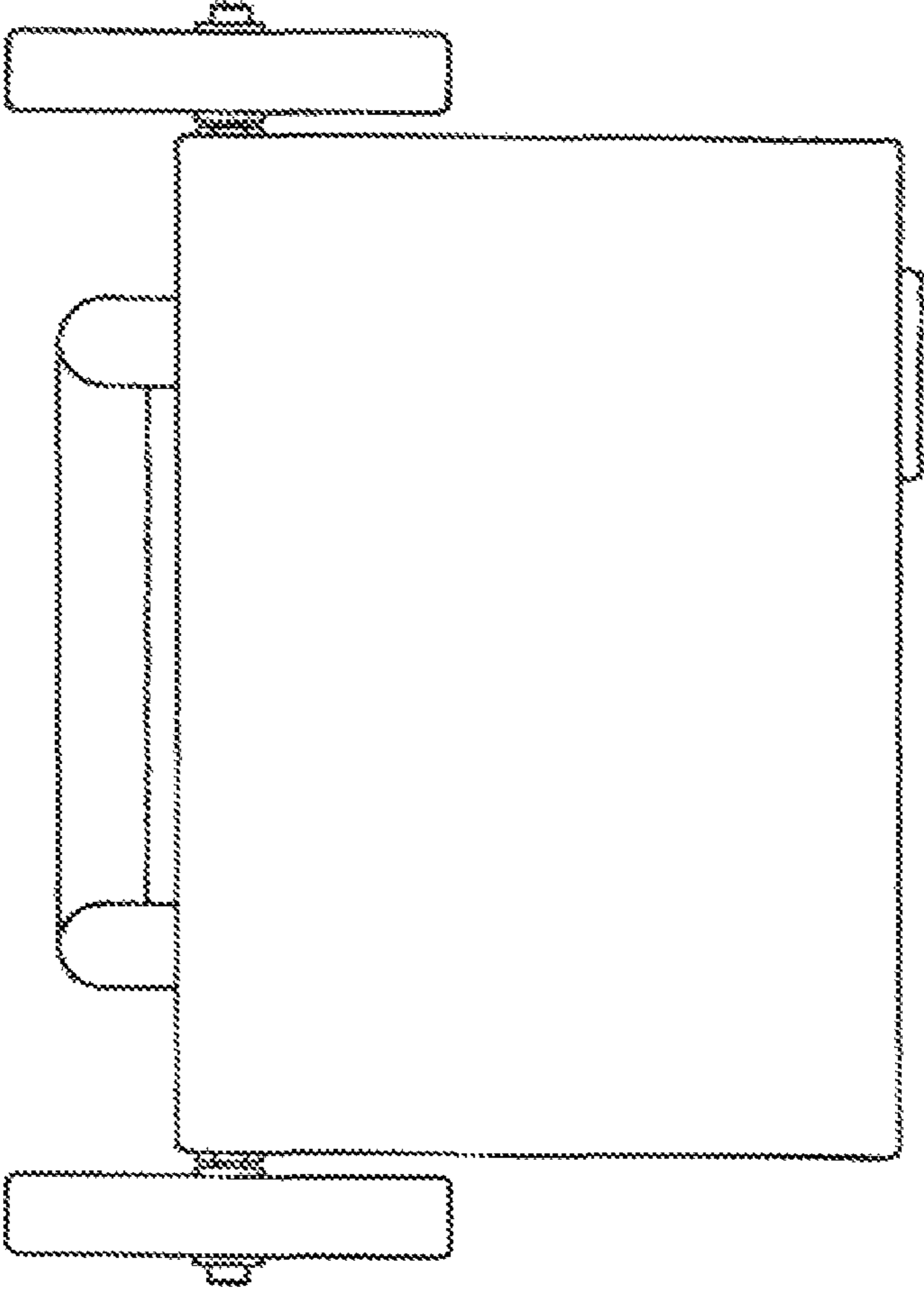


FIGURE 1

FIGURE 2



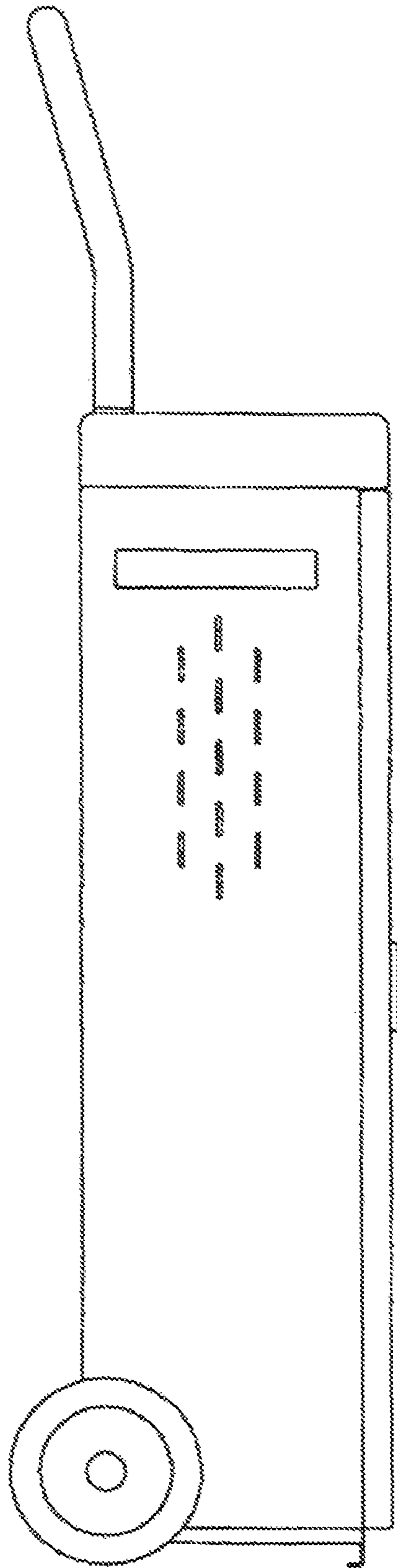


FIGURE 3

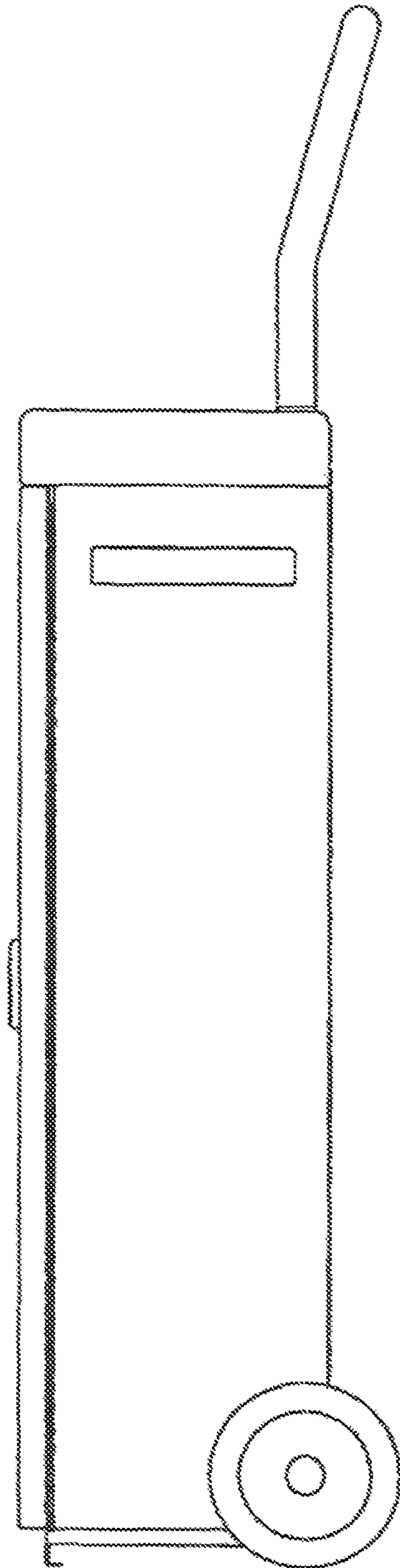


FIGURE 4

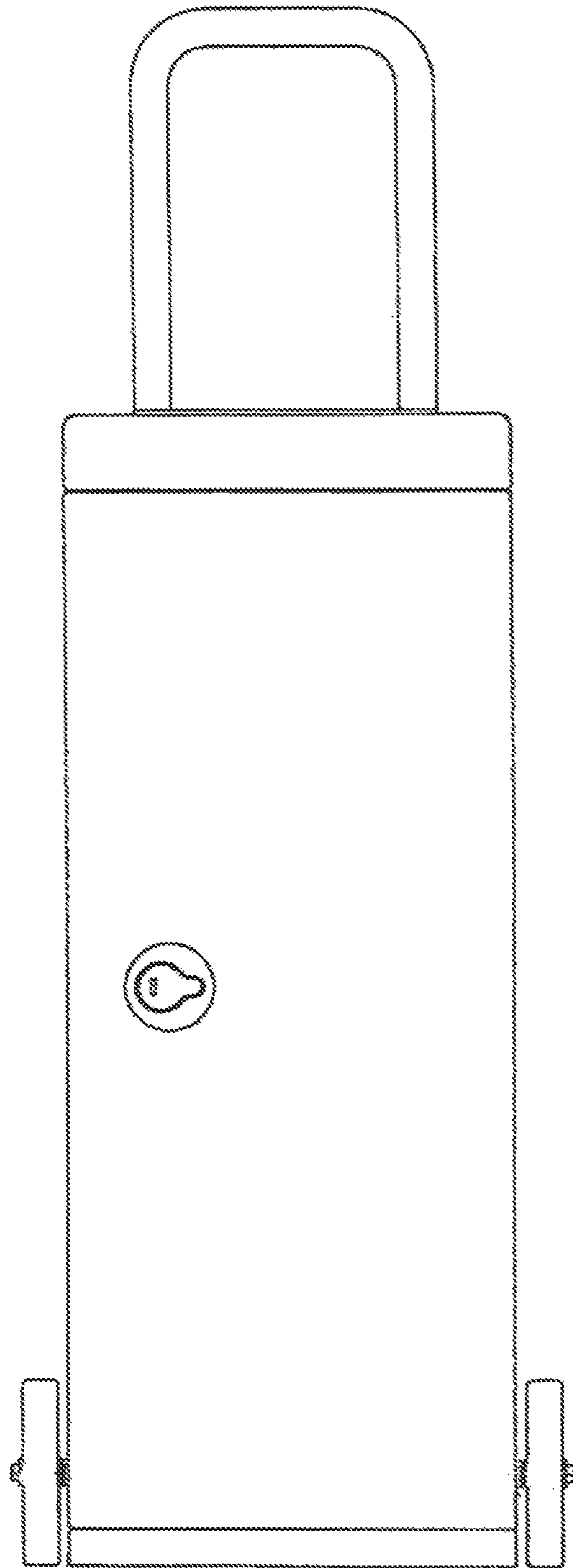


FIGURE 5




FIGURE 6