



US00D660526S

(12) **United States Design Patent**
Erlich et al.

(10) **Patent No.:** **US D660,526 S**

(45) **Date of Patent:** **** May 22, 2012**

(54) **HAND-HELD SUBMERSIBLE POWER
CLEANER**

(75) Inventors: **Guy Erlich**, Monroe Township, NJ (US);
James Kosmyna, Old Bridge, NJ (US)

(73) Assignee: **Water Tech LLC**, East Brunswick, NJ
(US)

(**) Term: **14 Years**

(21) Appl. No.: **29/373,739**

(22) Filed: **May 16, 2011**

(51) **LOC (9) Cl.** **15-05**

(52) **U.S. Cl.** **D32/18; D32/32**

(58) **Field of Classification Search** D32/17-18,
D32/22, 31-33; 15/320-321, 350-354, 415.1-422,
15/329, 344, 361, 410-411, 347, 1.7, DIG. 1;
55/DIG. 3

See application file for complete search history.

(56) **References Cited**

U.S. PATENT DOCUMENTS

D239,243 S *	3/1976	Hachtmann et al.	D32/32
4,240,173 A *	12/1980	Sherrill	15/1.7
D264,139 S *	4/1982	Pearman, Jr.	D32/33
D266,962 S *	11/1982	Hachtmann et al.	D32/33
D296,372 S *	6/1988	Toney et al.	D32/32
5,263,224 A *	11/1993	Lovelady	15/353
5,311,631 A *	5/1994	Smith, Jr.	15/1.7
5,542,142 A *	8/1996	Young	15/1.7

5,867,861 A *	2/1999	Kasen et al.	15/320
D453,246 S *	1/2002	Nimmo	D32/32
D483,162 S *	12/2003	Lausevic	D32/32
D485,652 S *	1/2004	Erlich	D32/18
6,687,952 B1 *	2/2004	Mohan, Jr.	15/353
D538,986 S *	3/2007	Ingram	D32/32
D590,111 S *	4/2009	Wiljanen et al.	D32/32
D590,112 S *	4/2009	Sun	D32/32
D621,112 S *	8/2010	Benacquisto	D32/33
2003/0101523 A1 *	6/2003	Lepley, Jr.	15/1.7

* cited by examiner

Primary Examiner — Ruth McInroy

(74) *Attorney, Agent, or Firm* — Abelman, Frayne & Schwab

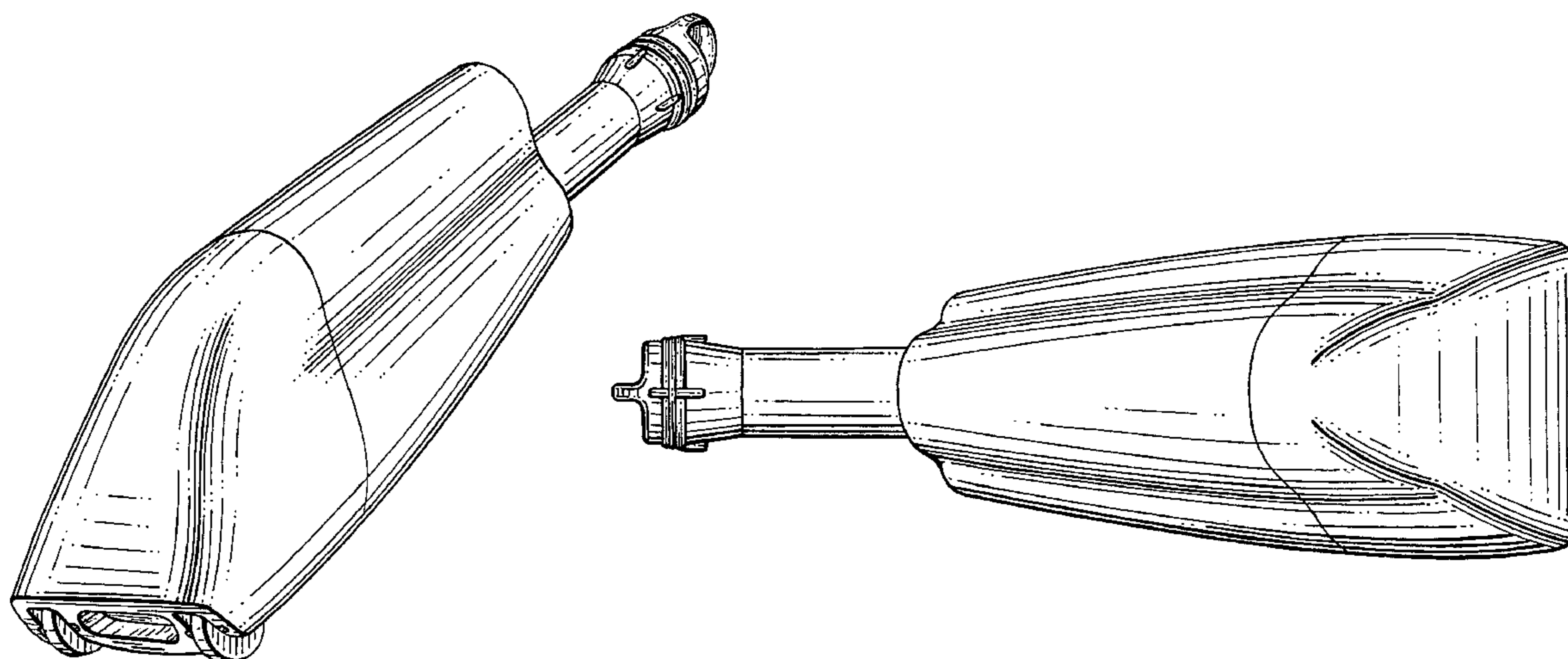
(57) **CLAIM**

The ornamental design for a hand-held submersible power cleaner, as shown and described.

DESCRIPTION

FIG. 1 is a top, front, right side perspective view of a hand-held submersible power cleaner showing our new design; FIG. 2 is a front elevational view thereof; FIG. 3 is a top plan view thereof; FIG. 4 is a left side elevational view thereof, the right side being a mirror image thereof; FIG. 5 is a bottom plan view thereof; and, FIG. 6 is a rear elevational view thereof.

1 Claim, 3 Drawing Sheets




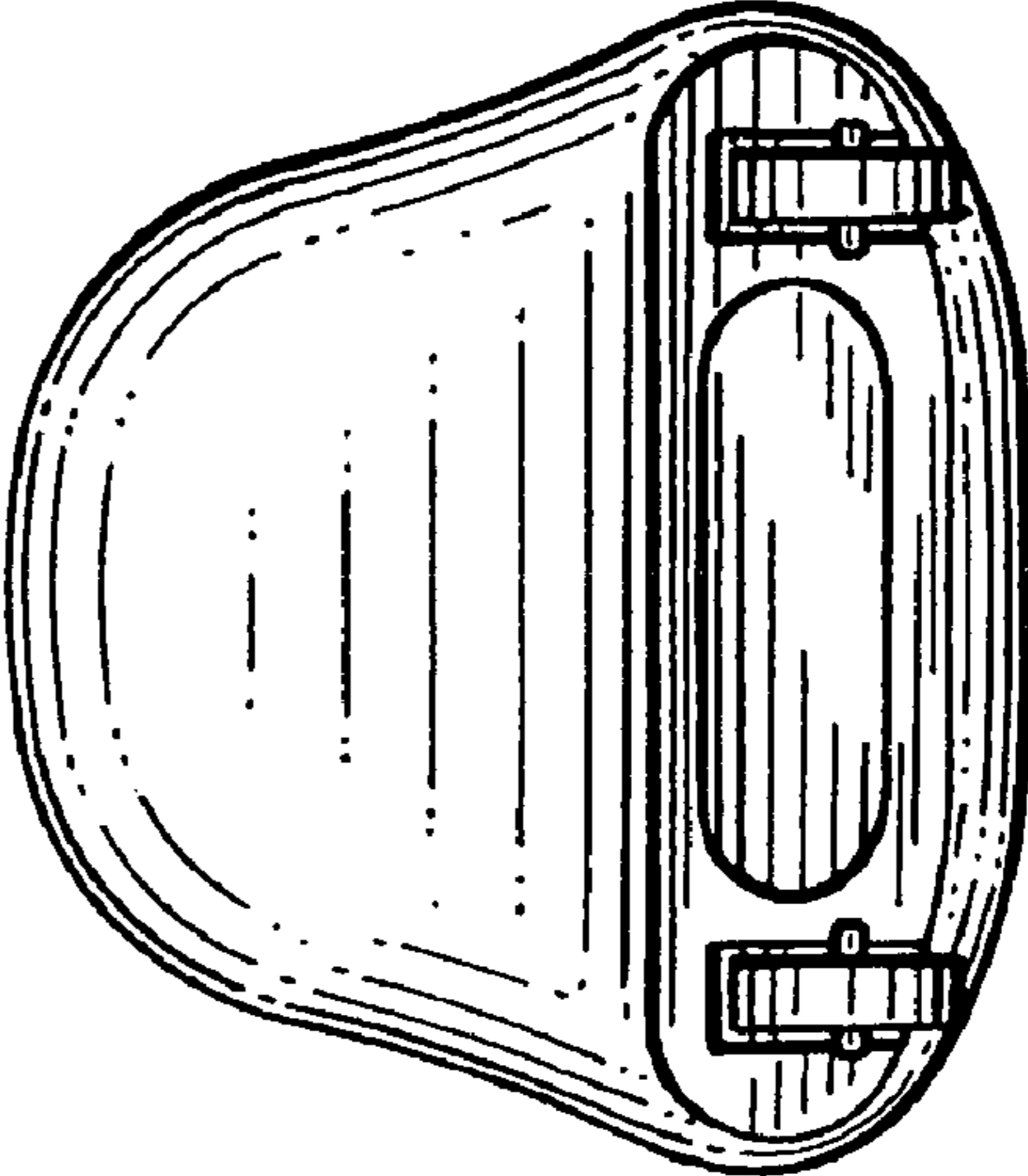


FIG. 1

FIG. 2



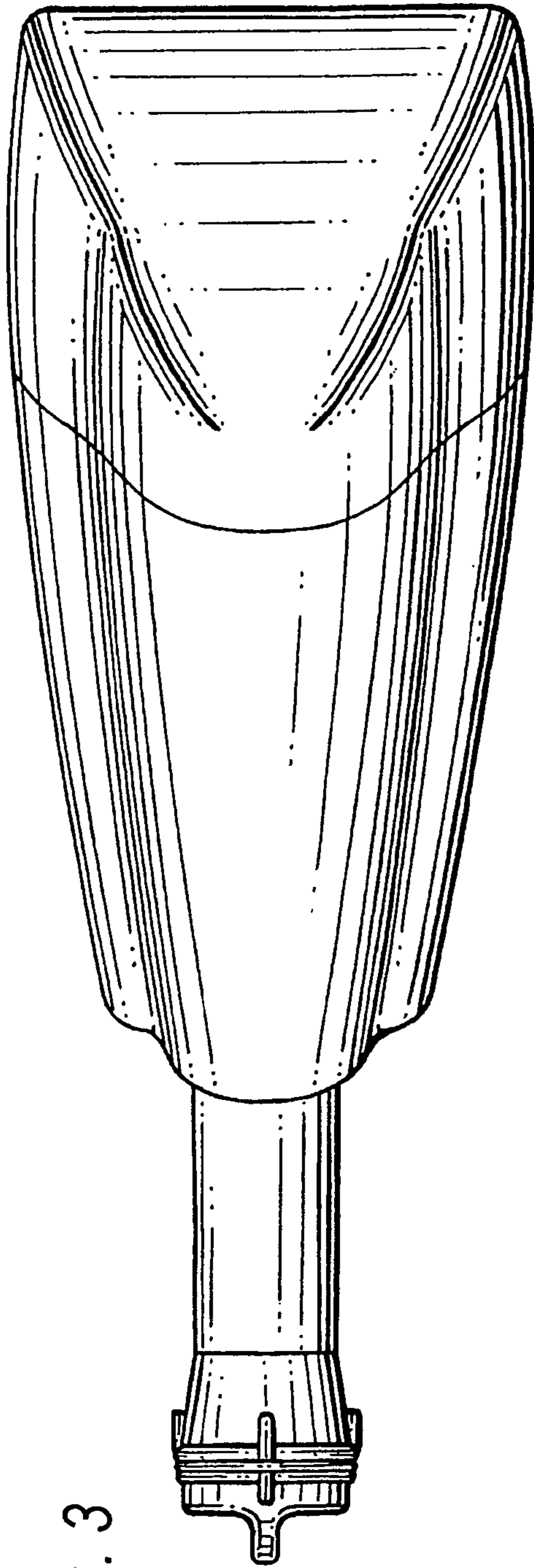


FIG. 3

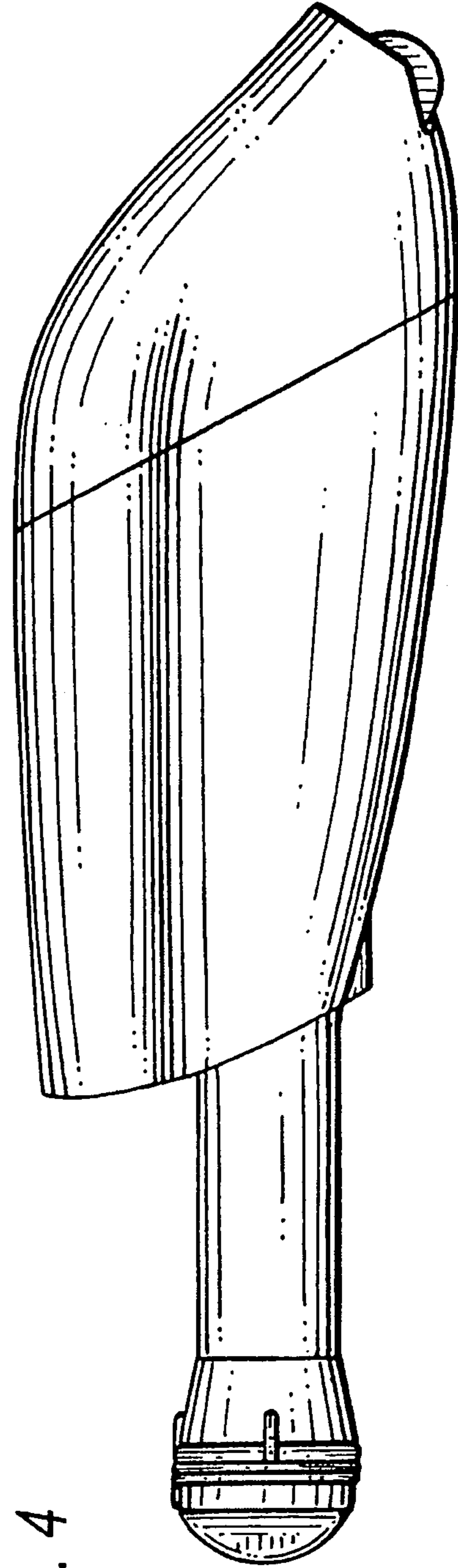


FIG. 4

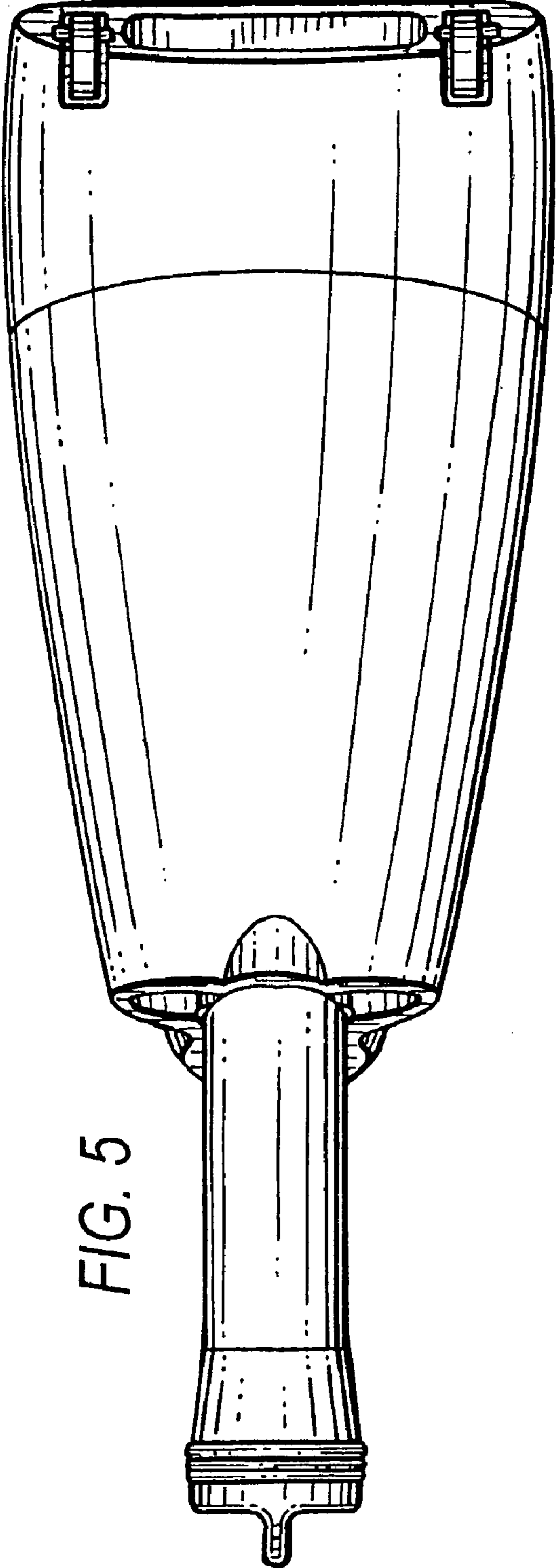


FIG. 5

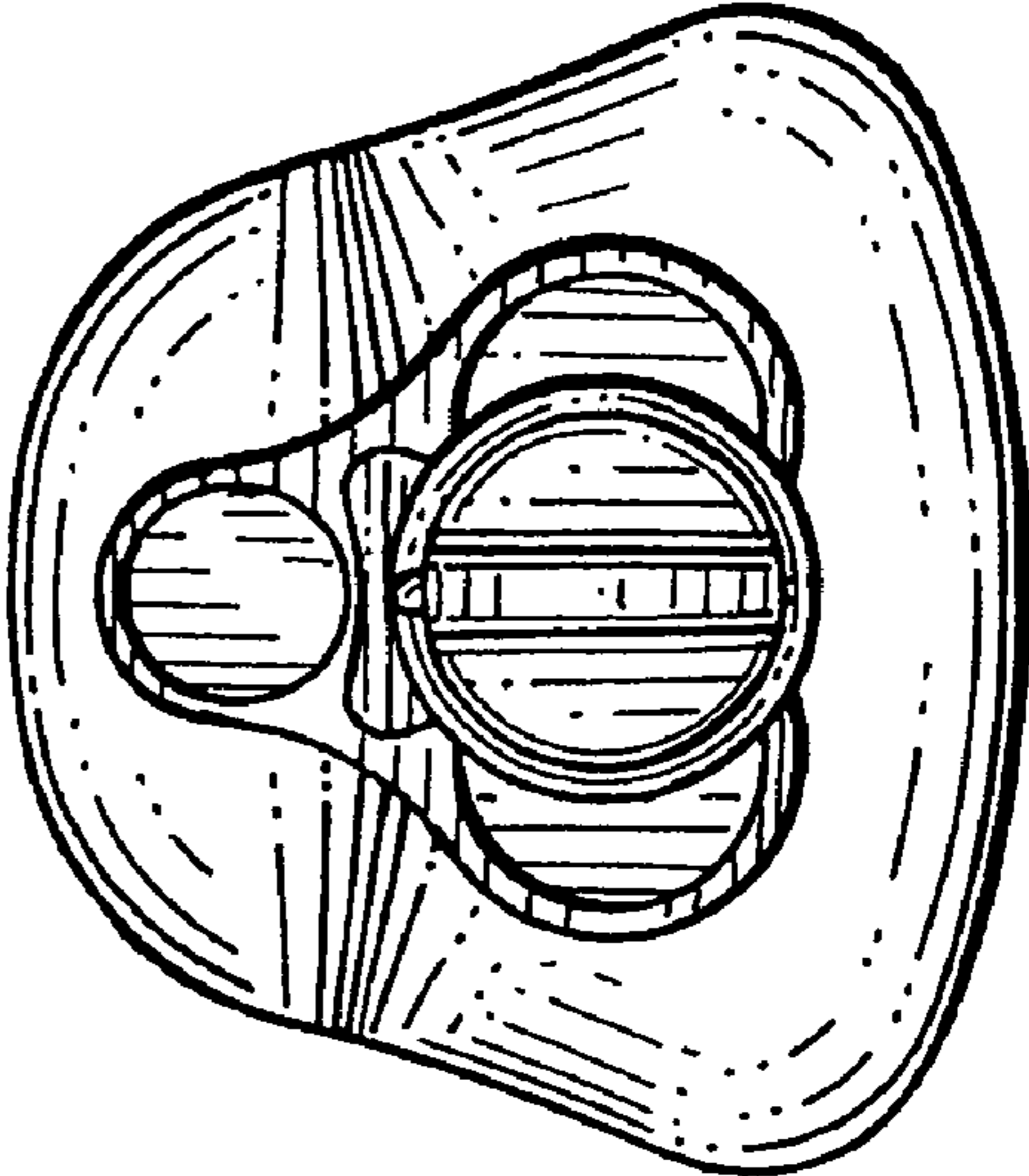


FIG. 6