



US00D660516S

(12) **United States Design Patent**  
**Christie et al.**

(10) **Patent No.:** **US D660,516 S**  
(45) **Date of Patent:** **\*\* May 22, 2012**

(54) **SHAVING RAZOR HANDLE**  
(75) Inventors: **Vanessa Christie**, Boston, MA (US);  
**Guohua Pan**, Singapore (CN)  
(73) Assignee: **The Gillette Company**, Boston, MA  
(US)  
(\*\*) Term: **14 Years**  
(21) Appl. No.: **29/408,270**

7,536,787 B2 5/2009 Blaustein et al.  
7,761,998 B2 7/2010 Blaustein et al.  
D624,701 S 9/2010 Jung  
7,788,809 B2 \* 9/2010 Tomassetti ..... 30/41  
7,814,661 B2 10/2010 Tomassetti  
D629,159 S 12/2010 Yoon  
D649,712 S \* 11/2011 Pan et al. .... D28/46  
D654,221 S \* 2/2012 Christie et al. .... D28/48  
D655,449 S \* 3/2012 Pan et al. .... D28/46  
2008/0034591 A1 2/2008 Fung  
2009/0126197 A1 \* 5/2009 Tomassetti ..... 30/41  
2010/0037463 A1 2/2010 Maichel et al.  
2011/0219624 A1 \* 9/2011 Rockell et al. .... 30/41

\* cited by examiner

(22) Filed: **Dec. 9, 2011**  
(51) **LOC (9) Cl.** ..... **28-03**  
(52) **U.S. Cl.** ..... **D28/48**  
(58) **Field of Classification Search** ..... D28/44,  
D28/44.1-48; 30/32, 34.05, 34.1, 34.2, 43,  
30/42, 44-61, 77-84, 526-538, 41-41.6,  
30/541  
See application file for complete search history.

*Primary Examiner* — Jennifer Rivard  
(74) *Attorney, Agent, or Firm* — John M. Lipchitz; Kevin C.  
Johnson; Steven W. Miller

(57) **CLAIM**  
The ornamental design for a shaving razor handle, as shown  
and described.

(56) **References Cited**

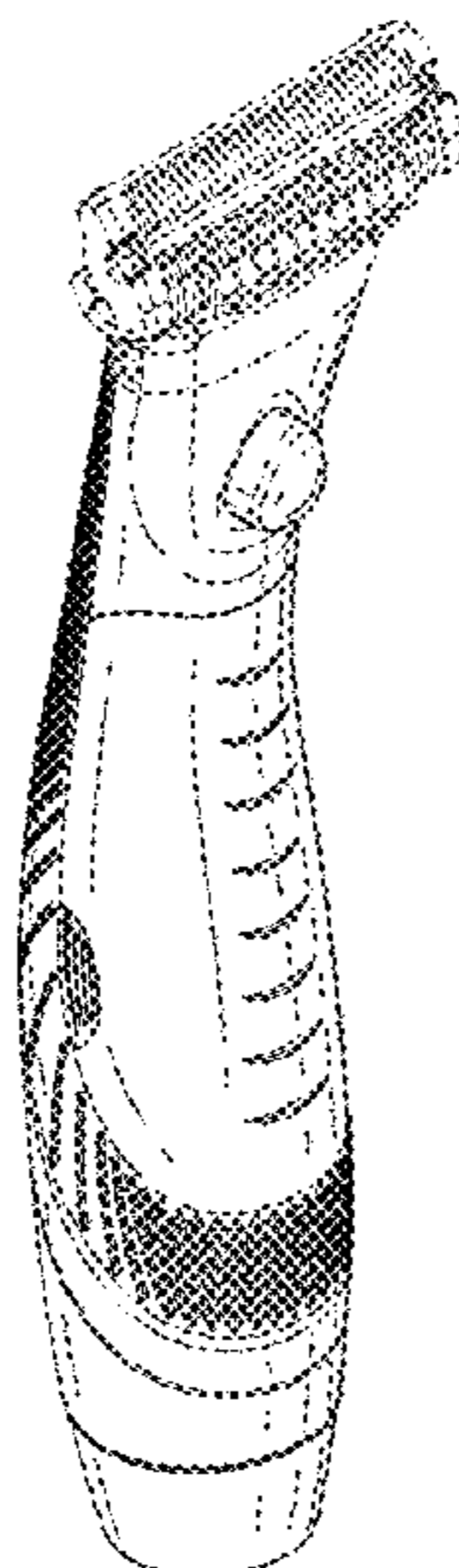
**DESCRIPTION**

U.S. PATENT DOCUMENTS

D221,203 S 7/1971 Poisson  
D276,562 S 11/1984 Mizobata et al.  
D279,930 S \* 7/1985 George ..... D28/49  
D293,036 S 12/1987 Iten et al.  
D305,265 S 12/1989 Motta et al.  
D311,784 S \* 10/1990 Schwartz ..... D28/48  
D311,971 S 11/1990 Faerber  
D327,139 S 6/1992 Tilley et al.  
D346,461 S 4/1994 Reno  
5,544,415 A 8/1996 Huang  
D437,661 S 2/2001 Pinchuk  
D446,884 S 8/2001 Kohring et al.  
D485,012 S \* 1/2004 Zucker ..... D28/48  
D489,485 S \* 5/2004 Leventhal et al. .... D28/46  
6,910,274 B1 \* 6/2005 Pennella et al. .... 30/41  
6,928,738 B2 8/2005 Segrea  
D511,024 S 10/2005 Dombrowski et al.  
D512,531 S 12/2005 Khubani et al.  
D537,207 S 2/2007 Wonderley et al.  
D542,472 S \* 5/2007 Sakurai ..... D28/48  
D567,442 S \* 4/2008 McMullan ..... D28/46  
D568,540 S 5/2008 Micinilio et al.

FIG. 1 is a perspective view of a shaving razor handle of the  
present invention;  
FIG. 2 is a front view thereof;  
FIG. 3 is a rear view thereof;  
FIG. 4 is a right view thereof;  
FIG. 5 is a left view thereof;  
FIG. 6 is a top view thereof; and  
FIG. 7 is a bottom view thereof.  
FIG. 8 is a perspective view of a second embodiment of the  
present invention;  
FIG. 9 is a front view thereof;  
FIG. 10 is a rear view thereof;  
FIG. 11 is a right view thereof;  
FIG. 12 is a left view thereof;  
FIG. 13 is a top view thereof; and,  
FIG. 14 is a bottom view thereof.  
The broken lines are shown for illustrative purposes only and  
form no part of the claimed design.

**1 Claim, 8 Drawing Sheets**



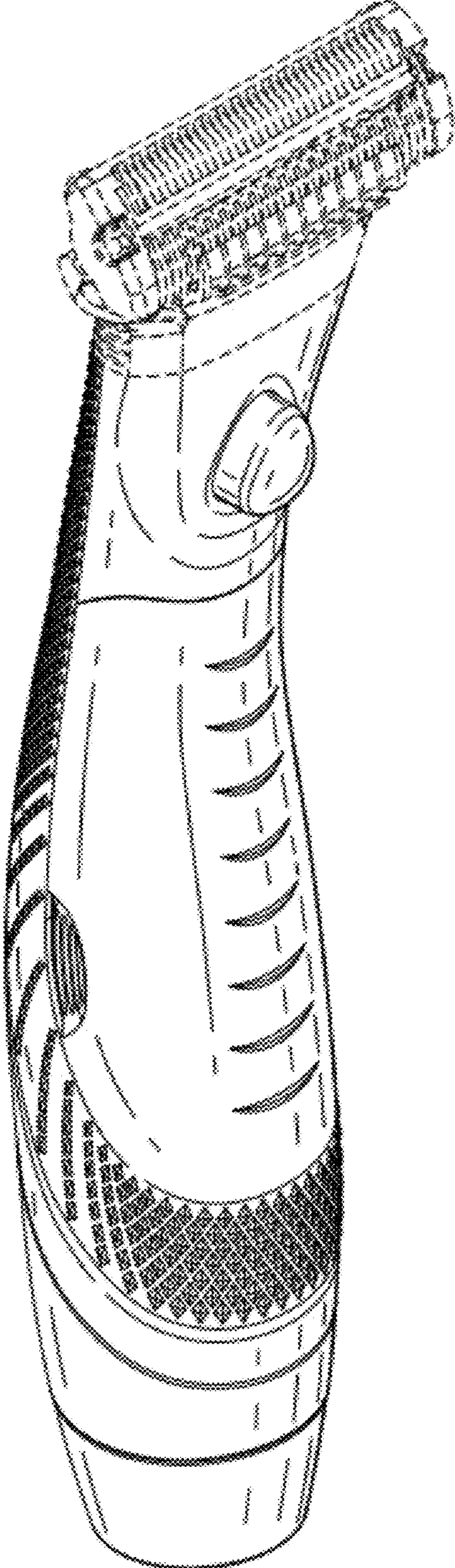


FIG. 1

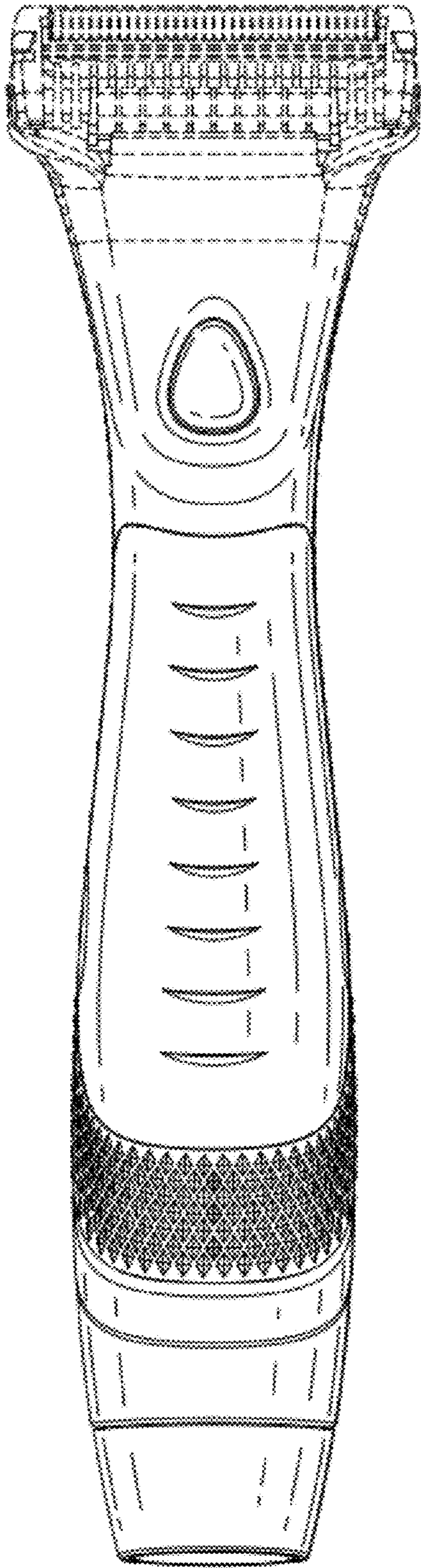


FIG. 2

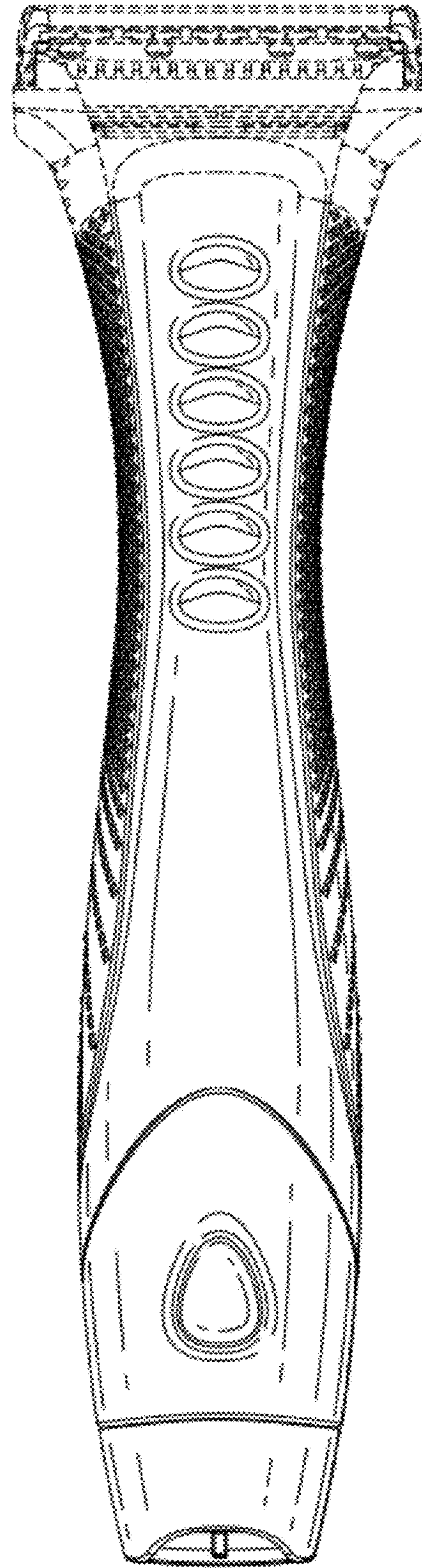


FIG. 3

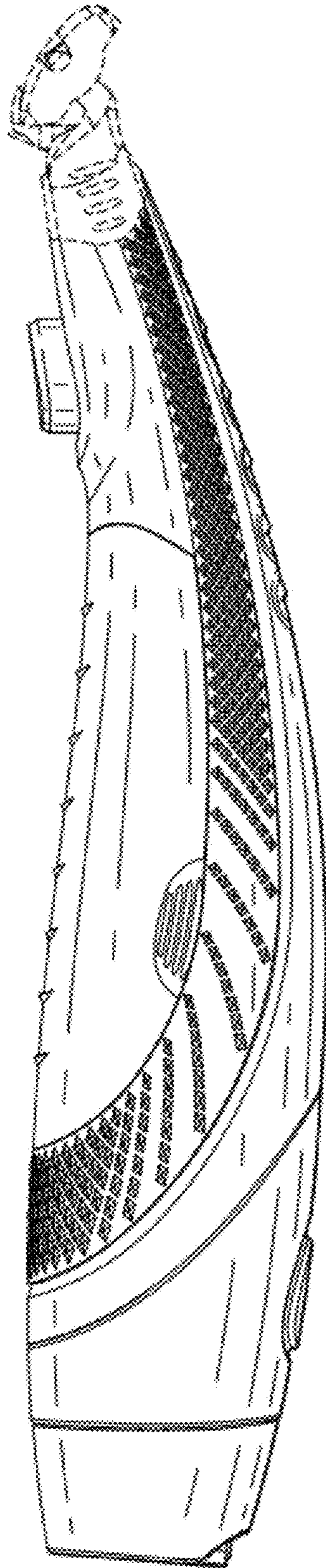


FIG. 4

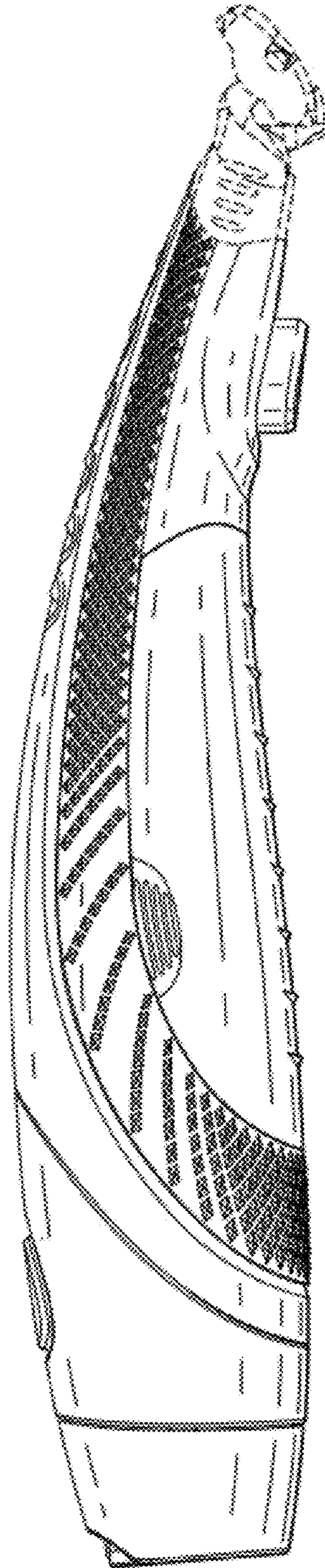


FIG. 5

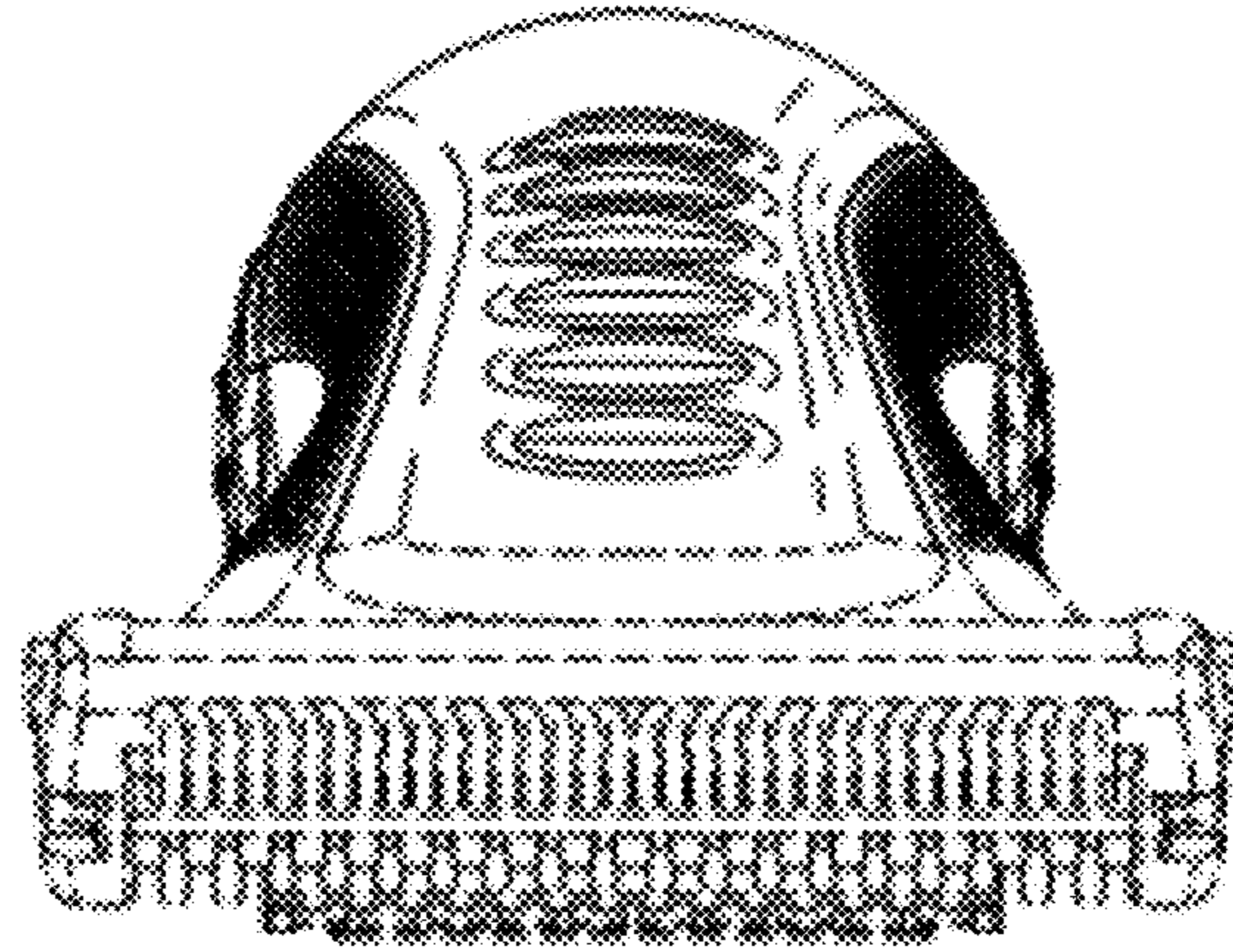


FIG. 6

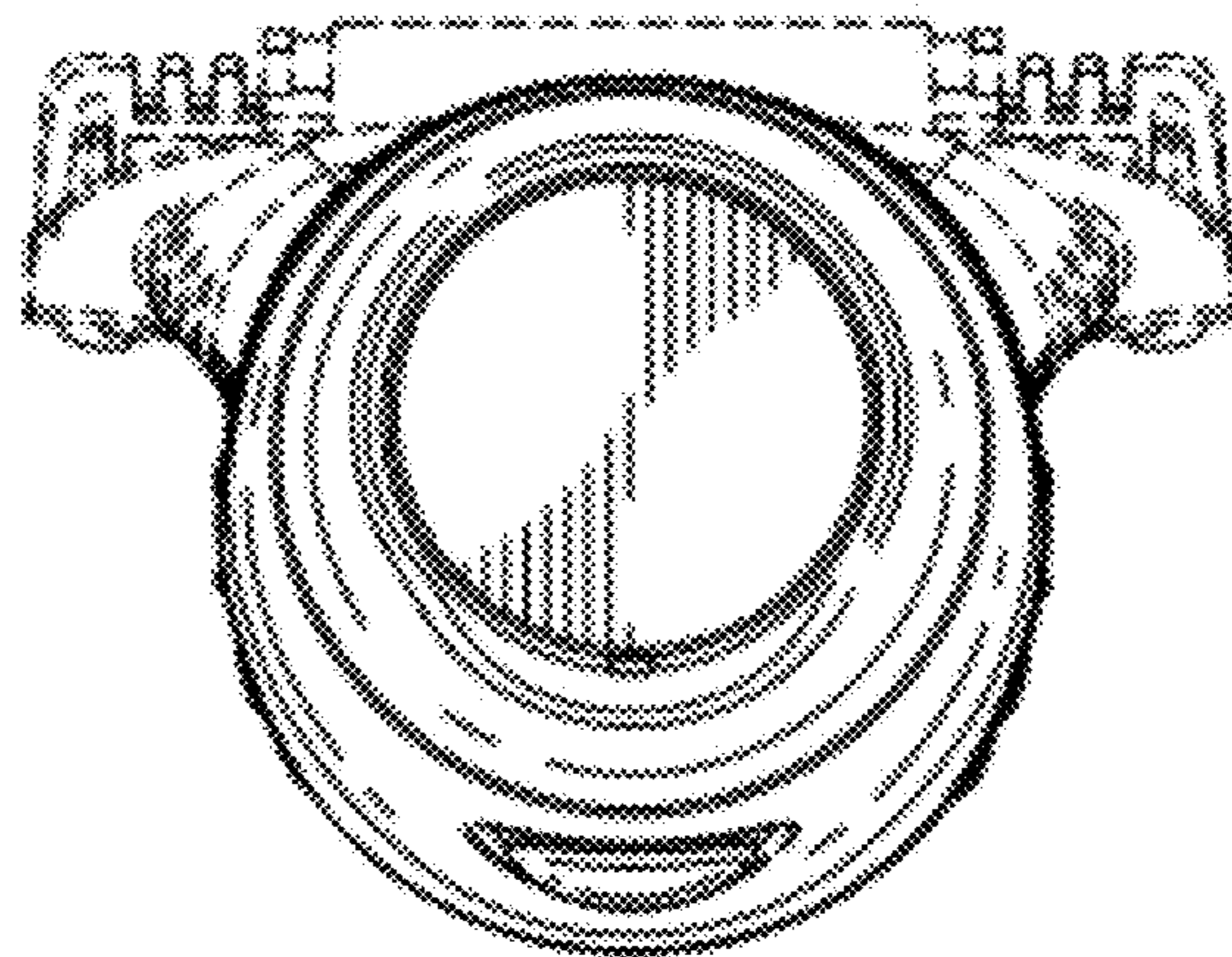


FIG. 7

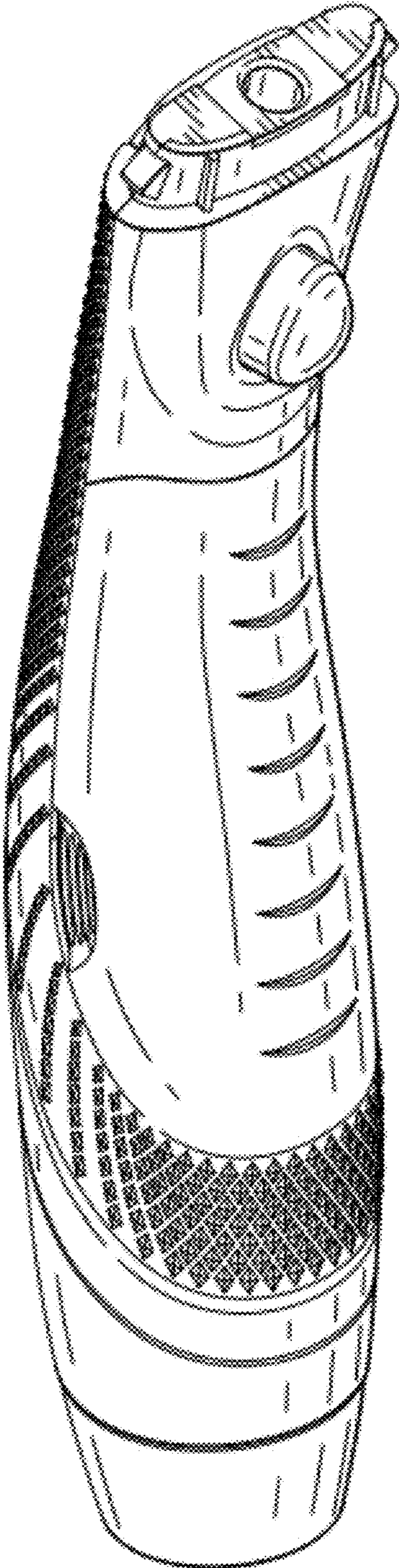


FIG. 8

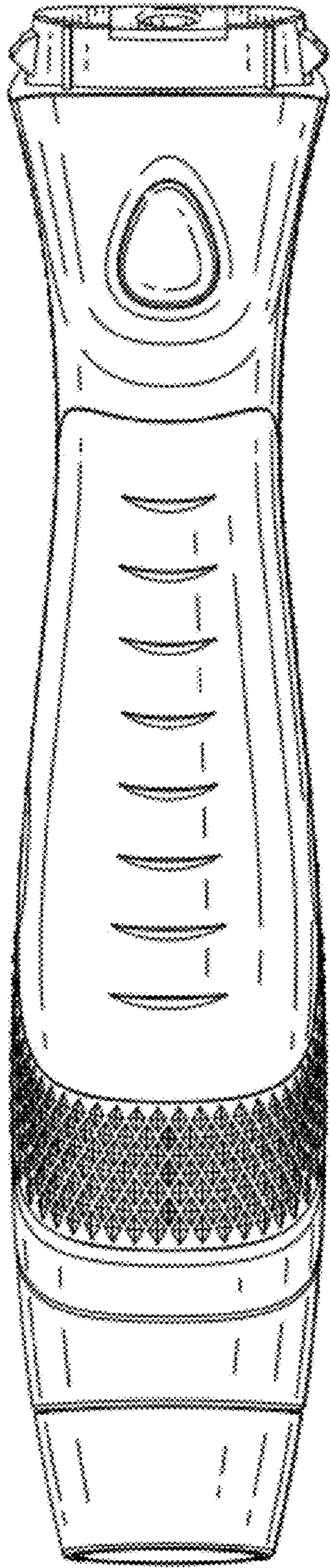


FIG. 9

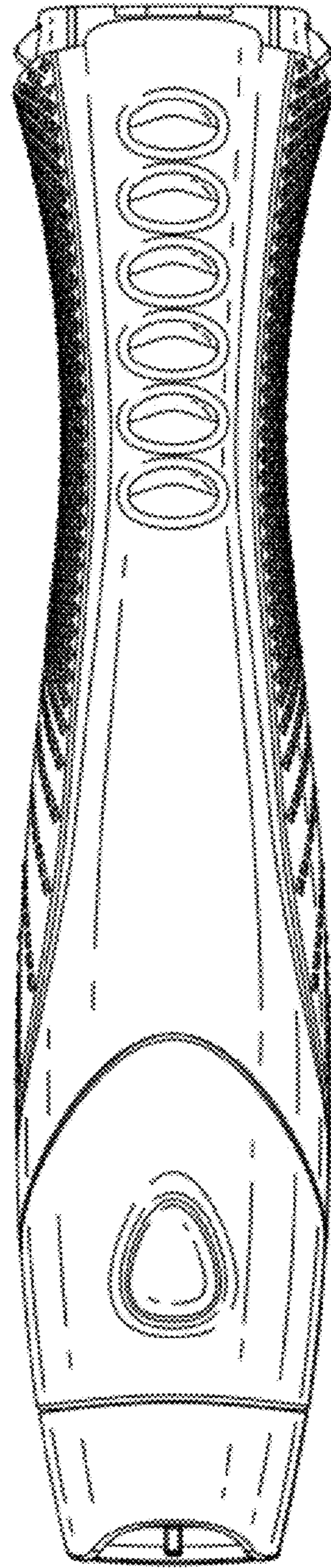


FIG. 10

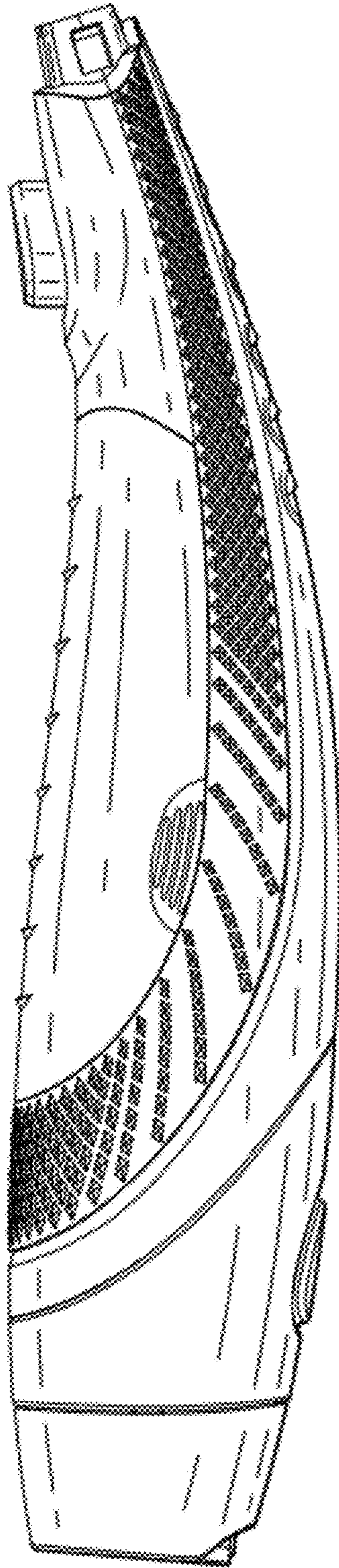


FIG. 11

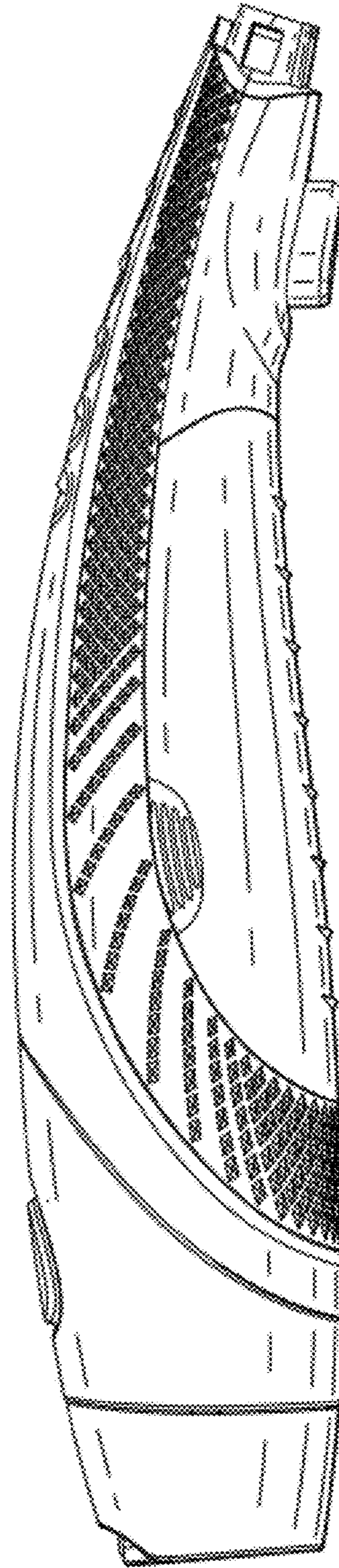


FIG. 12



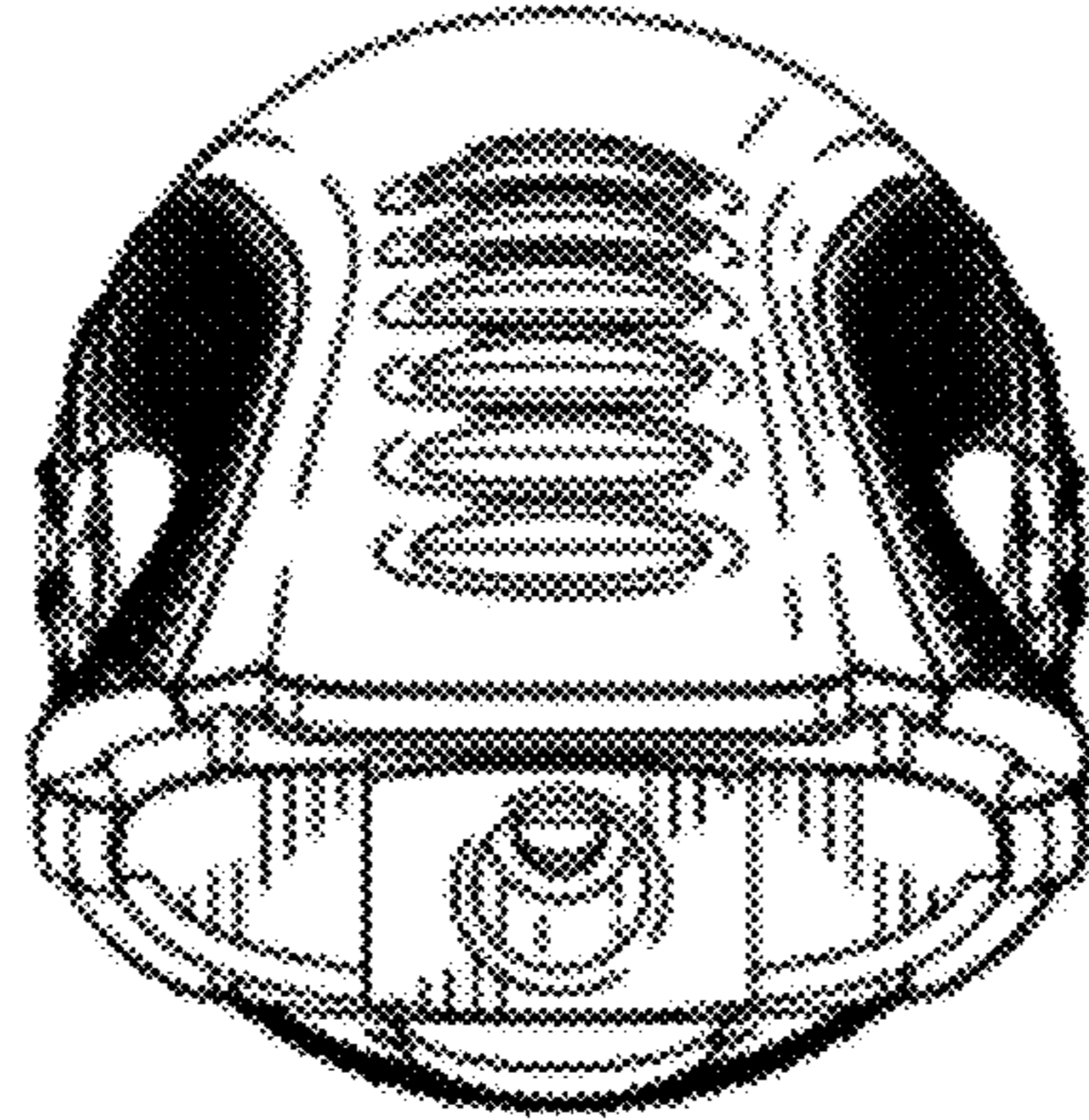


FIG. 13

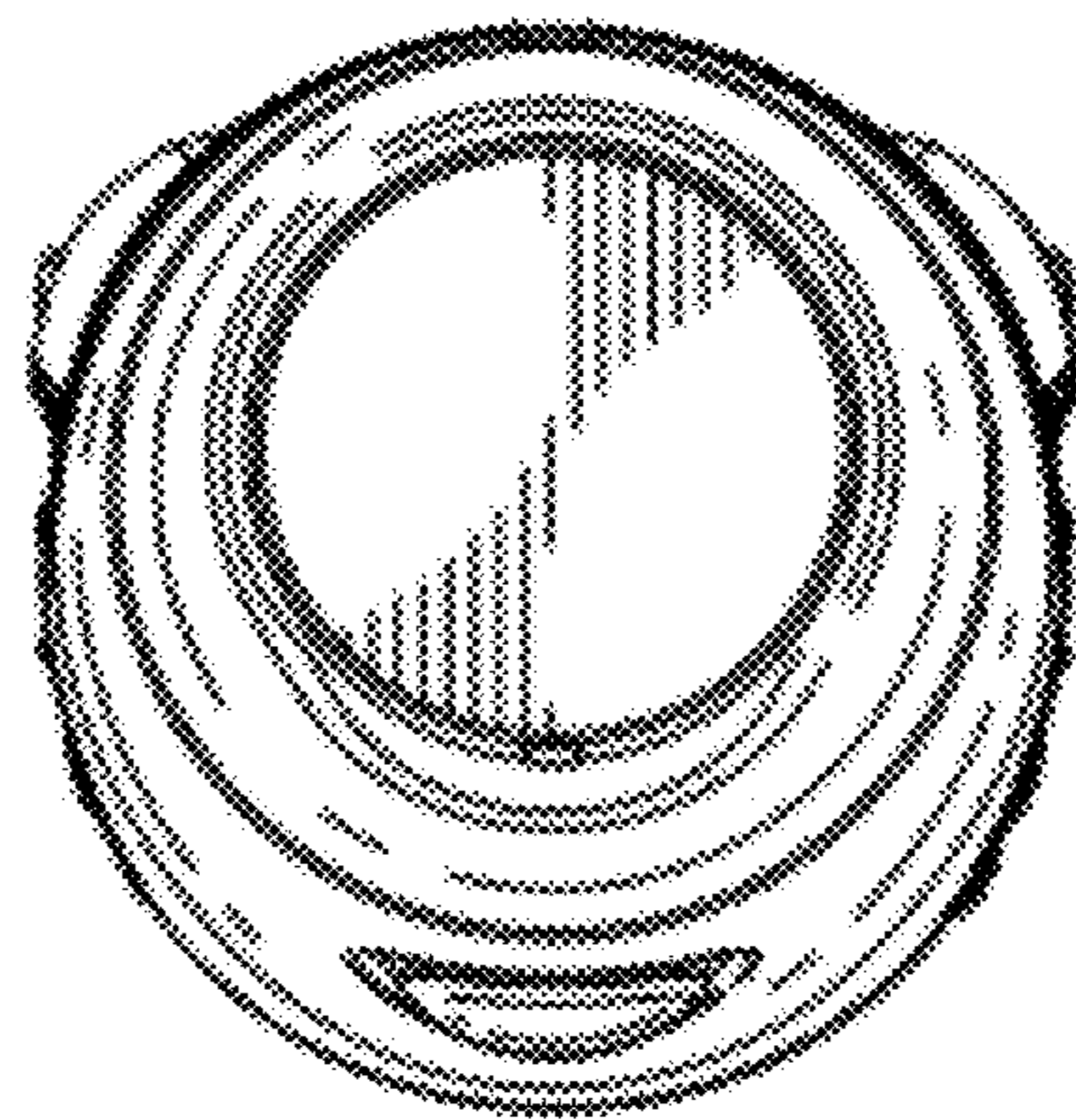


FIG. 14