



US00D660487S

(12) **United States Design Patent**
Wu

(10) **Patent No.:** **US D660,487 S**

(45) **Date of Patent:** **** May 22, 2012**

(54) **COMBINATION 3 LED FLASHLIGHT AND BOTTLE OPENER**

(75) Inventor: **Liuning Wu**, Ningbo (CN)

(73) Assignee: **Ningbo Worth International Trade Co., Ltd.**, Ningbo (CN)

(**) Term: **14 Years**

(21) Appl. No.: **29/373,770**

(22) Filed: **May 19, 2011**

(51) **LOC (9) Cl.** **26-02**

(52) **U.S. Cl.** **D26/38**

(58) **Field of Classification Search** D26/37,
D26/38, 46, 49, 51; 362/157, 158, 183, 184,
362/202-208; D8/16-19, 33-43, 20, 367,
D8/105; 30/400; 81/3.07-3.49; 7/151-156;
D3/209

See application file for complete search history.

(56) **References Cited**

U.S. PATENT DOCUMENTS

D471,305 S *	3/2003	Luquire	D26/38
D495,074 S *	8/2004	Oas	D26/37
D526,555 S *	8/2006	Kelleghan	D8/107
D528,689 S *	9/2006	Opolka	D26/37
D531,743 S *	11/2006	Opolka	D26/37
D533,760 S *	12/2006	Kelleghan	D8/107

D535,418 S *	1/2007	Martin	D26/37
D560,835 S *	1/2008	Hass	D26/37
D563,004 S *	2/2008	Biglarians	D26/38
D572,394 S *	7/2008	Dalton	D26/37
D603,240 S *	11/2009	Kunzendorf	D8/105
D609,069 S *	2/2010	Fischer	D8/34
D626,674 S *	11/2010	Heselden	D26/46

* cited by examiner

Primary Examiner — Ian Simmons

Assistant Examiner — Carissa C Fitts

(74) *Attorney, Agent, or Firm* — Thomas I. Rozsa

(57) **CLAIM**

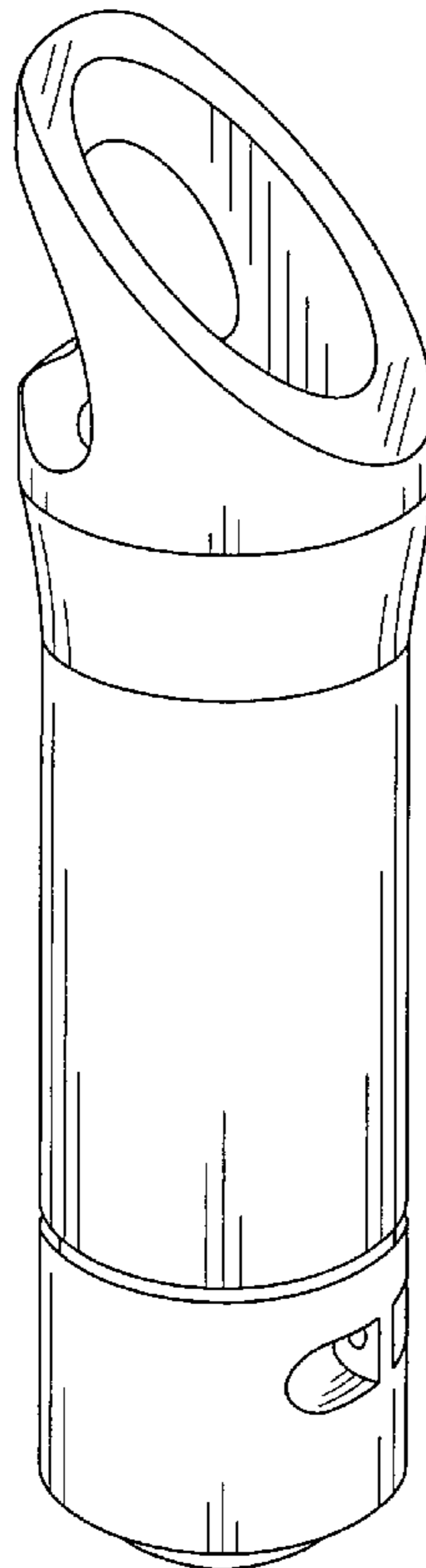
The ornamental design for a combination 3 LED flashlight and bottle opener, as shown and described.

DESCRIPTION

FIG. 1 is a side perspective view of the combination 3 LED flashlight and bottle opener, showing my new design;
FIG. 2 is a front elevational view thereof;
FIG. 3 is rear elevational view thereof;
FIG. 4 is a left side elevational view thereof;
FIG. 5 is a right side elevational view thereof;
FIG. 6 is a bottom elevational view thereof;
FIG. 7 is a top elevational view thereof; and,
FIG. 8 is a side perspective view thereof.

The broken line showing is for environmental purposes only and forms no part of the claimed design.

1 Claim, 7 Drawing Sheets



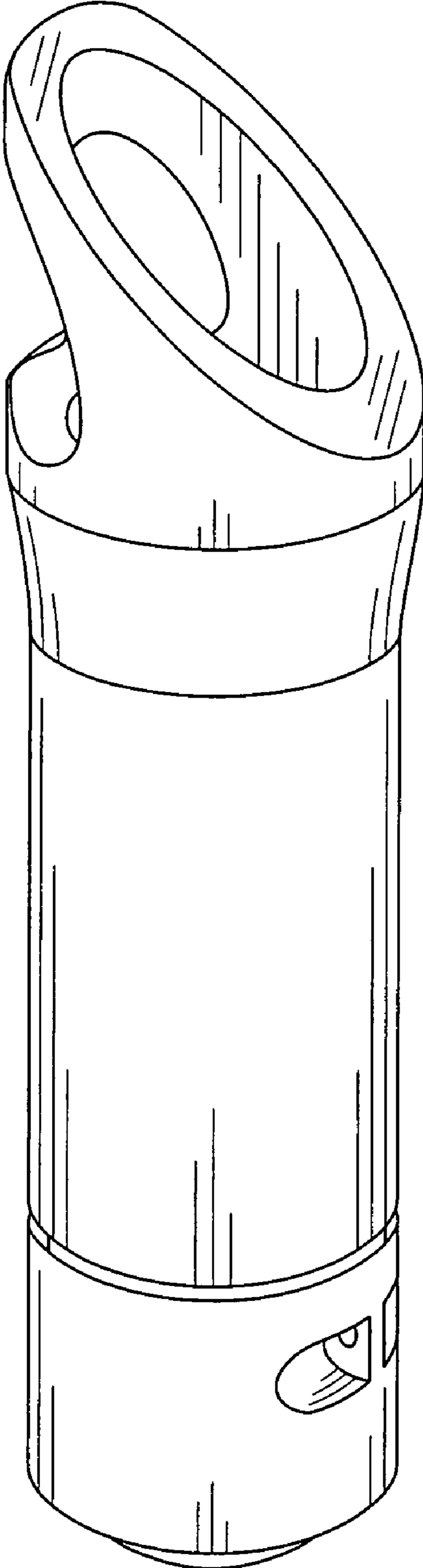


FIG. 1




FIG. 2

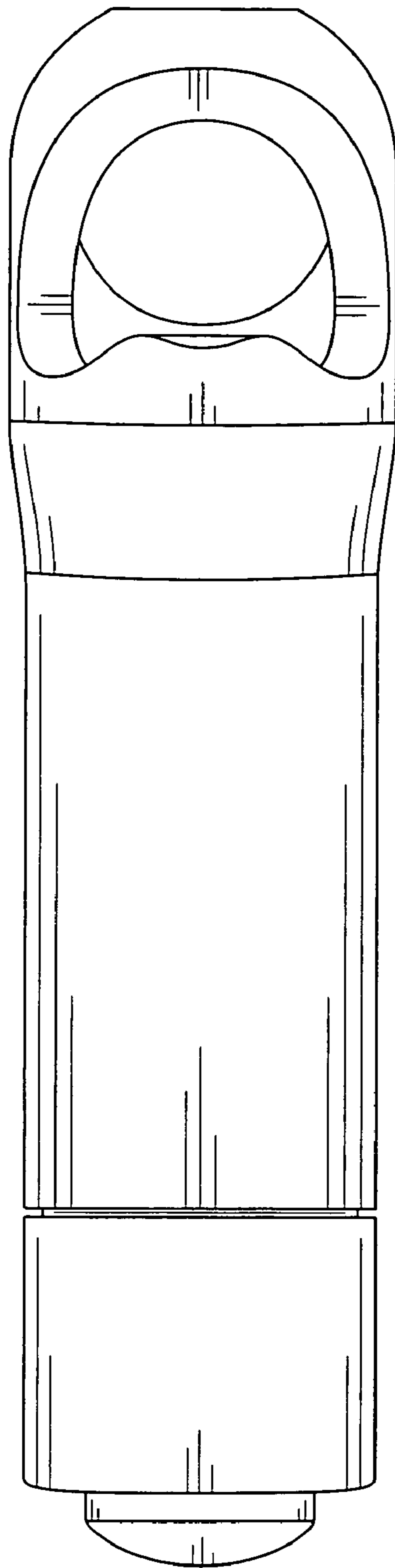


FIG. 3

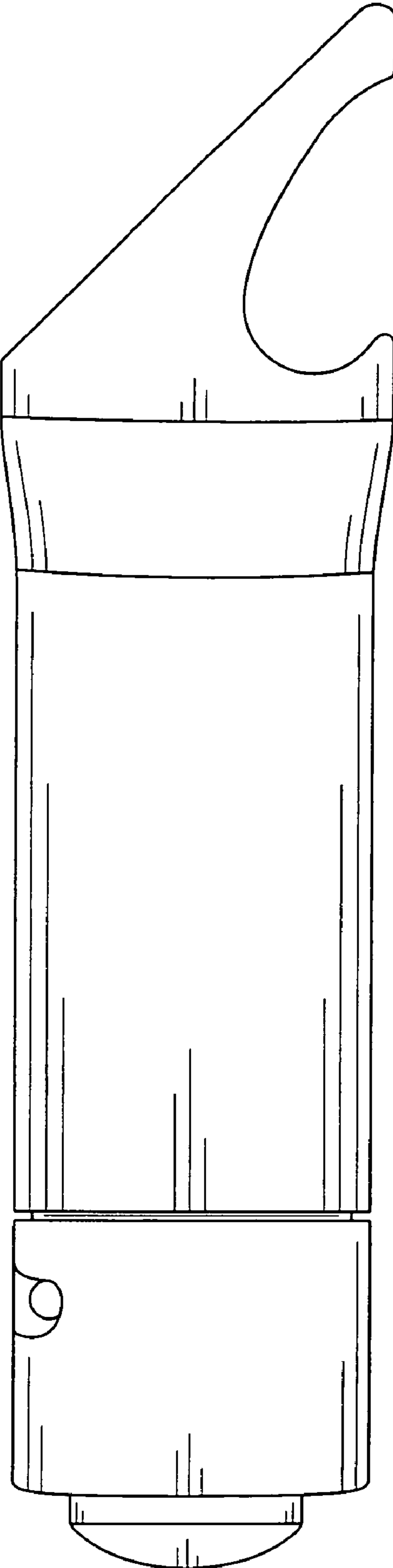


FIG. 4

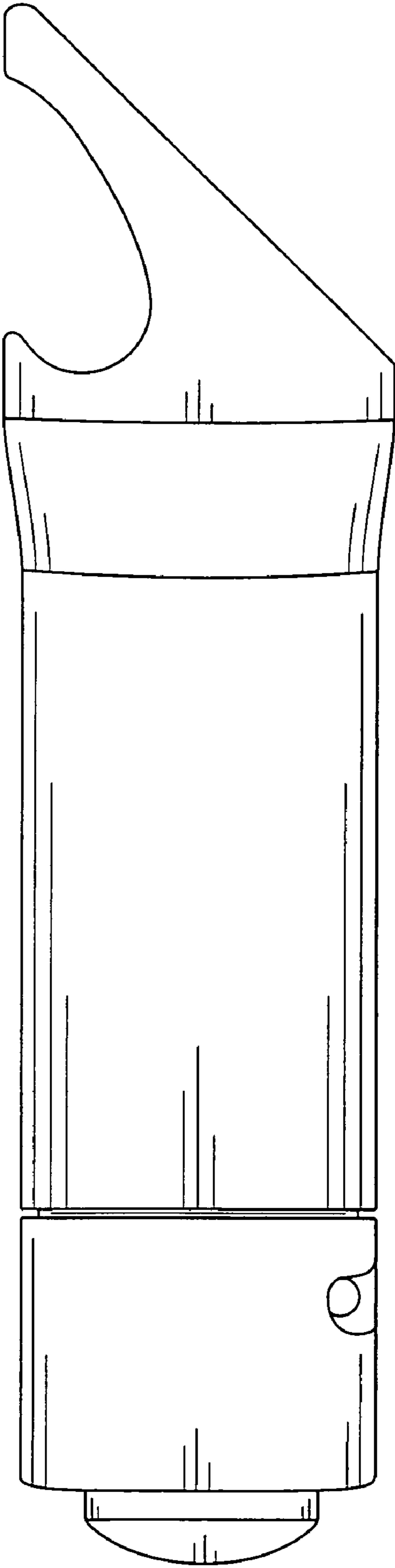


FIG. 5

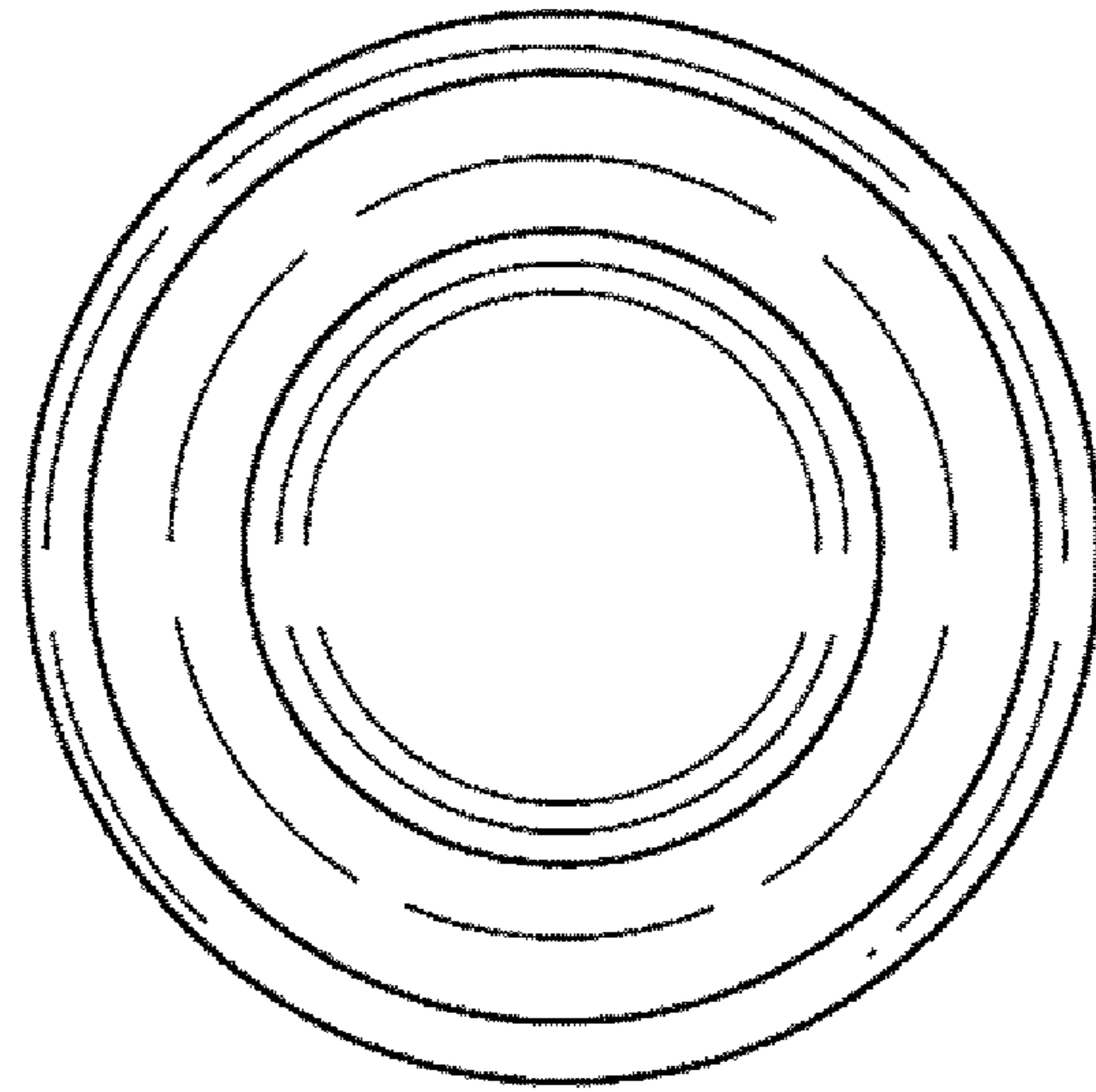


FIG. 6

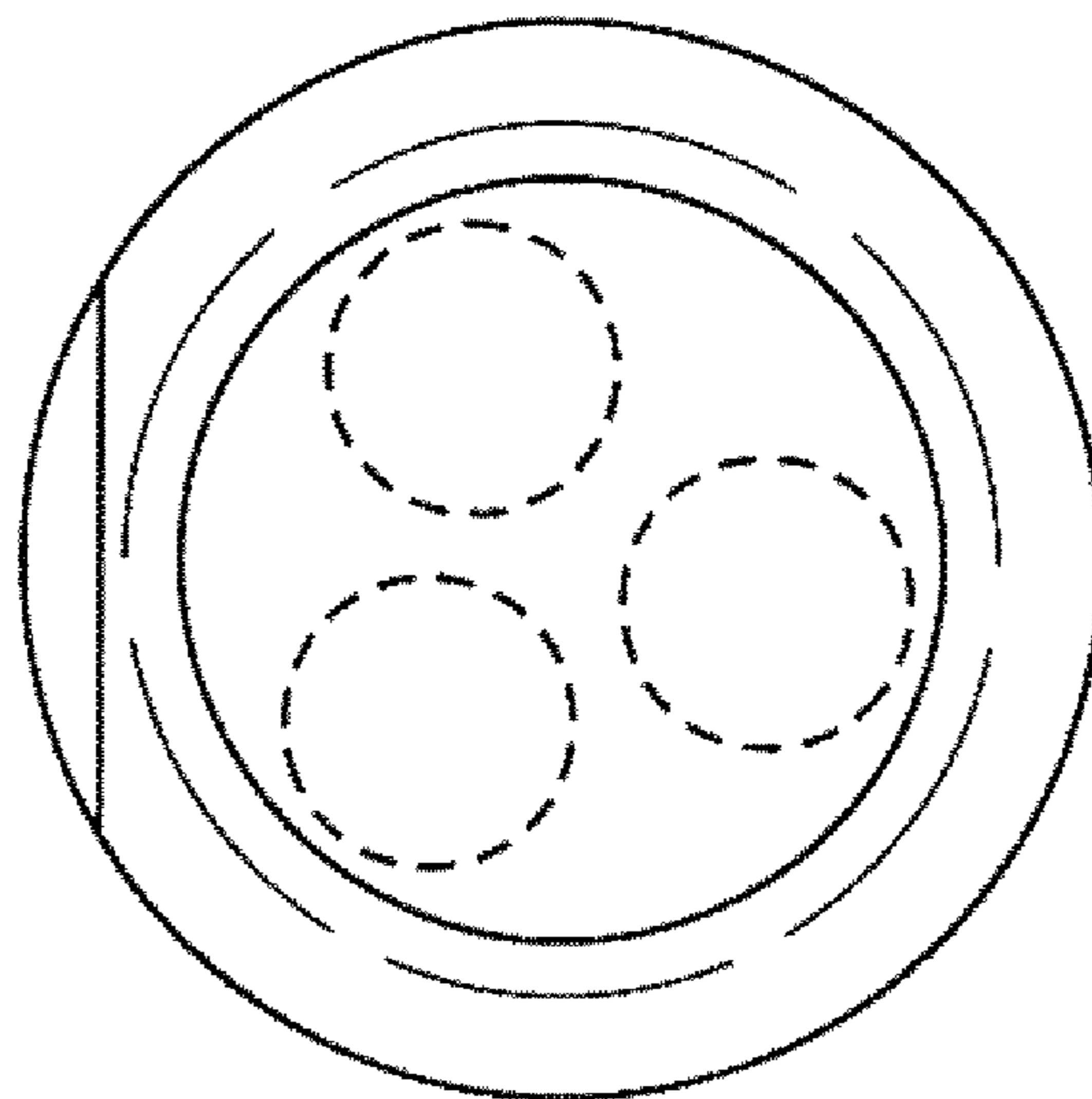


FIG. 7

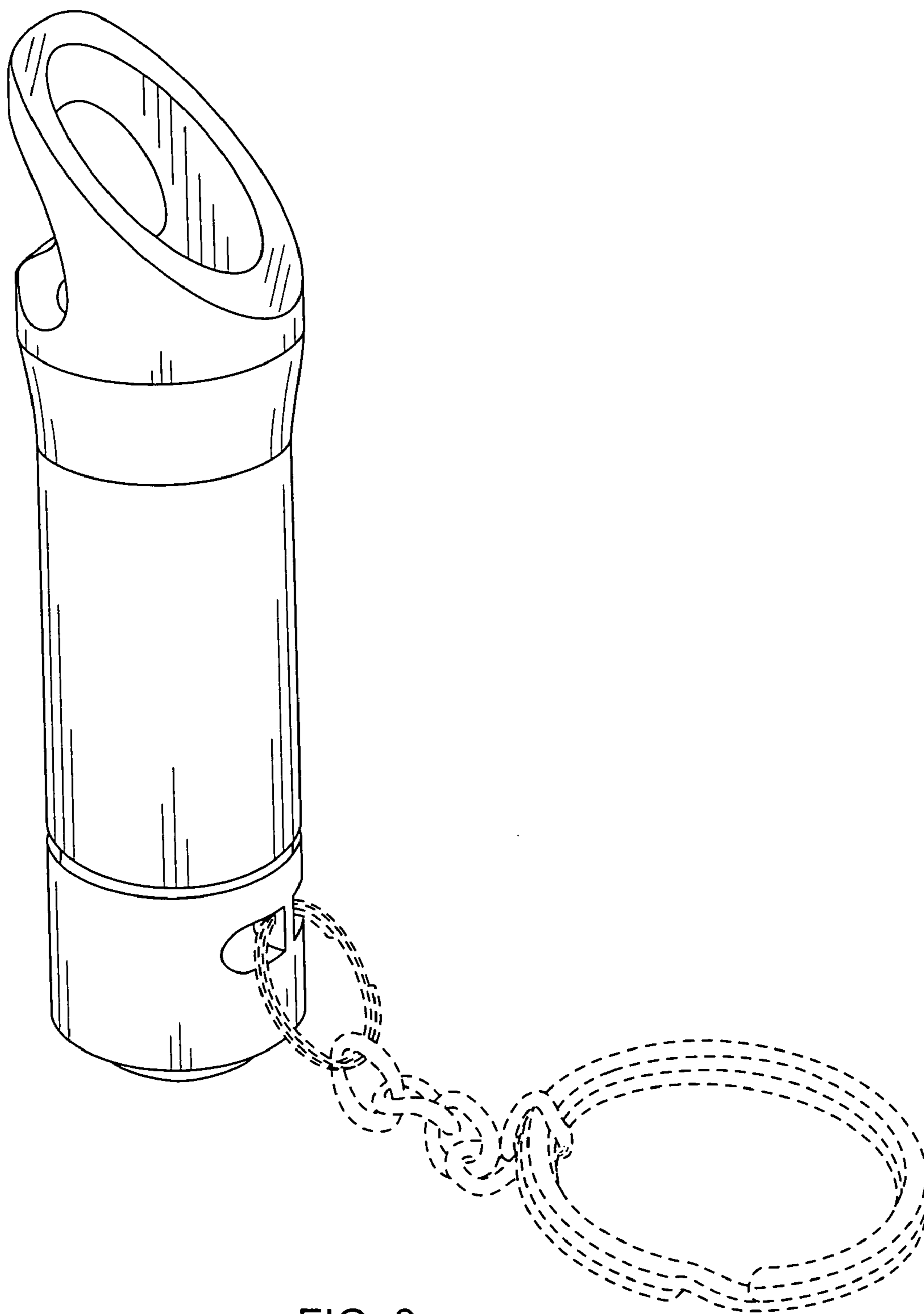


FIG. 8