

US00D660475S

(12) **United States Design Patent**  
**Lee et al.**

(10) **Patent No.:** **US D660,475 S**  
(45) **Date of Patent:** **\*\* May 22, 2012**

(54) **REAR COMBINATION LAMP FOR  
AUTOMOBILES**

(75) Inventors: **Soon Il Lee**, Hwaseong-si (KR); **Jae Uk  
Cho**, Hwaseong-si (KR)

(73) Assignee: **Hyundai Motor Company**, Seoul (KR)

(\*\*) Term: **14 Years**

(21) Appl. No.: **29/372,870**

(22) Filed: **Jan. 25, 2011**

(30) **Foreign Application Priority Data**

Nov. 26, 2010 (KR) ..... 30-2010-0050995

(51) **LOC (9) Cl.** ..... **26-06**

(52) **U.S. Cl.** ..... **D26/28**

(58) **Field of Classification Search** ..... D26/28-36;  
362/459-468, 475-478, 485-487

See application file for complete search history.

(56) **References Cited**

**U.S. PATENT DOCUMENTS**

D549,363 S \* 8/2007 Pfeiffer ..... D26/28  
D552,769 S \* 10/2007 Leclercq ..... D26/28  
D553,268 S \* 10/2007 Pfeiffer ..... D26/28  
D553,269 S \* 10/2007 Pfeiffer et al. .... D26/28

D565,211 S \* 3/2008 Haller et al. .... D26/28  
D574,524 S \* 8/2008 Tomatsu ..... D26/28  
D605,793 S \* 12/2009 Weil ..... D26/28

\* cited by examiner

*Primary Examiner* — Marcus Jackson

(74) *Attorney, Agent, or Firm* — Edwards Wildman Palmer  
LLP

(57) **CLAIM**

The ornamental design for a rear combination lamp for auto-  
mobiles, as shown and described.

**DESCRIPTION**

FIG. 1 is a perspective view of a rear combination lamp for  
automobiles according to the present invention.

FIG. 2 is a front view of the rear combination lamp for  
automobiles of FIG. 1.

FIG. 3 is a rear view of the rear combination lamp for auto-  
mobiles of FIG. 1.

FIG. 4 is a left side view of the rear combination lamp for  
automobiles of FIG. 1.

FIG. 5 is a right side view of the rear combination lamp for  
automobiles of FIG. 1.

FIG. 6 is a top view of the rear combination lamp for auto-  
mobiles of FIG. 1; and,

FIG. 7 is a bottom view of the rear combination lamp for  
automobiles of FIG. 1.

**1 Claim, 7 Drawing Sheets**



FIG. 1



FIG. 2




FIG. 3




FIG. 4




FIG. 5




FIG. 6




FIG. 7

