



US00D660465S

(12) **United States Design Patent**
Dixon et al.

(10) **Patent No.:** **US D660,465 S**
(45) **Date of Patent:** **** May 22, 2012**

(54) **PATIO PAVER EDGE STRIP**

(76) Inventors: **Stephen Dixon**, Oakville (CA); **Derek Erdman**, Toronto (CA)

(**) Term: **14 Years**

(21) Appl. No.: **29/371,695**

(22) Filed: **Jul. 19, 2011**

(30) **Foreign Application Priority Data**

Apr. 28, 2011 (CA) 140343

(51) **LOC (9) Cl.** **25-01**

(52) **U.S. Cl.** **D25/164**

(58) **Field of Classification Search** D25/164;
52/319, 387, 392, 762, 578, 716.1, 718.01,
52/718.04, 717.06, 717.03

See application file for complete search history.

(56) **References Cited**

U.S. PATENT DOCUMENTS

5,634,309 A * 6/1997 Polen 52/392
5,706,623 A * 1/1998 Brown 52/718.04

D424,714 S * 5/2000 Hale D25/164
6,591,575 B2 * 7/2003 Benedettini 52/716.1
7,207,143 B2 * 4/2007 Stanchfield 52/459
8,087,209 B2 * 1/2012 Sondermann 52/716.8

* cited by examiner

Primary Examiner — Doris Clark

(57) **CLAIM**

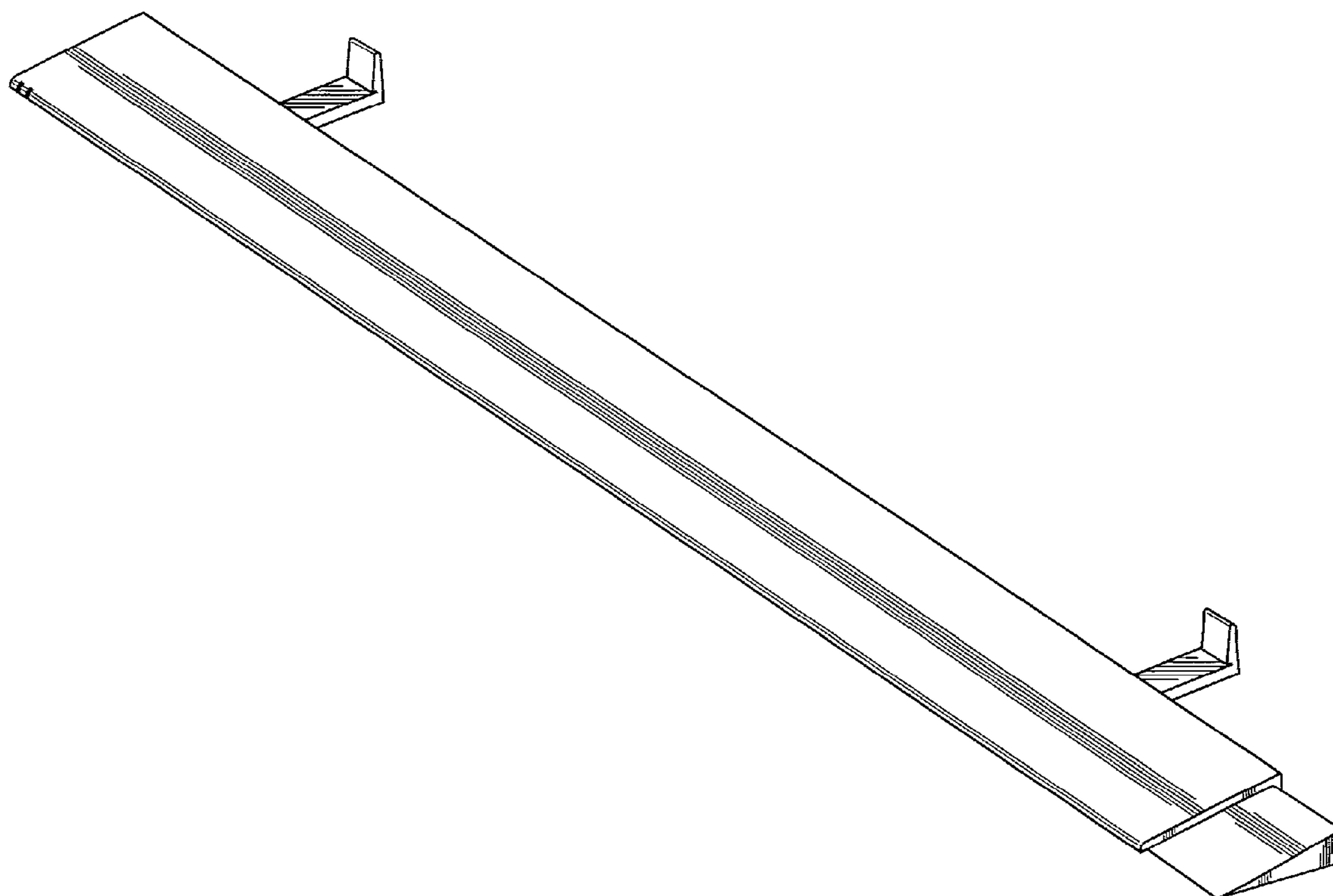
We claim the ornamental design for a patio paver edge strip, as shown and described.

DESCRIPTION

FIG. 1: shows a perspective front, top, front and first end view of a patio paver edge strip showing the design applied thereto; FIG. 2: shows a top plan view thereof; FIG. 3: shows a rear elevational view thereof; FIG. 4: shows a bottom plan view thereof; FIG. 5: shows a front elevational view thereof; FIG. 6: shows a second end elevational view thereof; and, FIG. 7: shows a first end elevational view thereof.

The broken lines shown in the drawings are for illustrative purposes only and form no part of the claimed design.

1 Claim, 3 Drawing Sheets



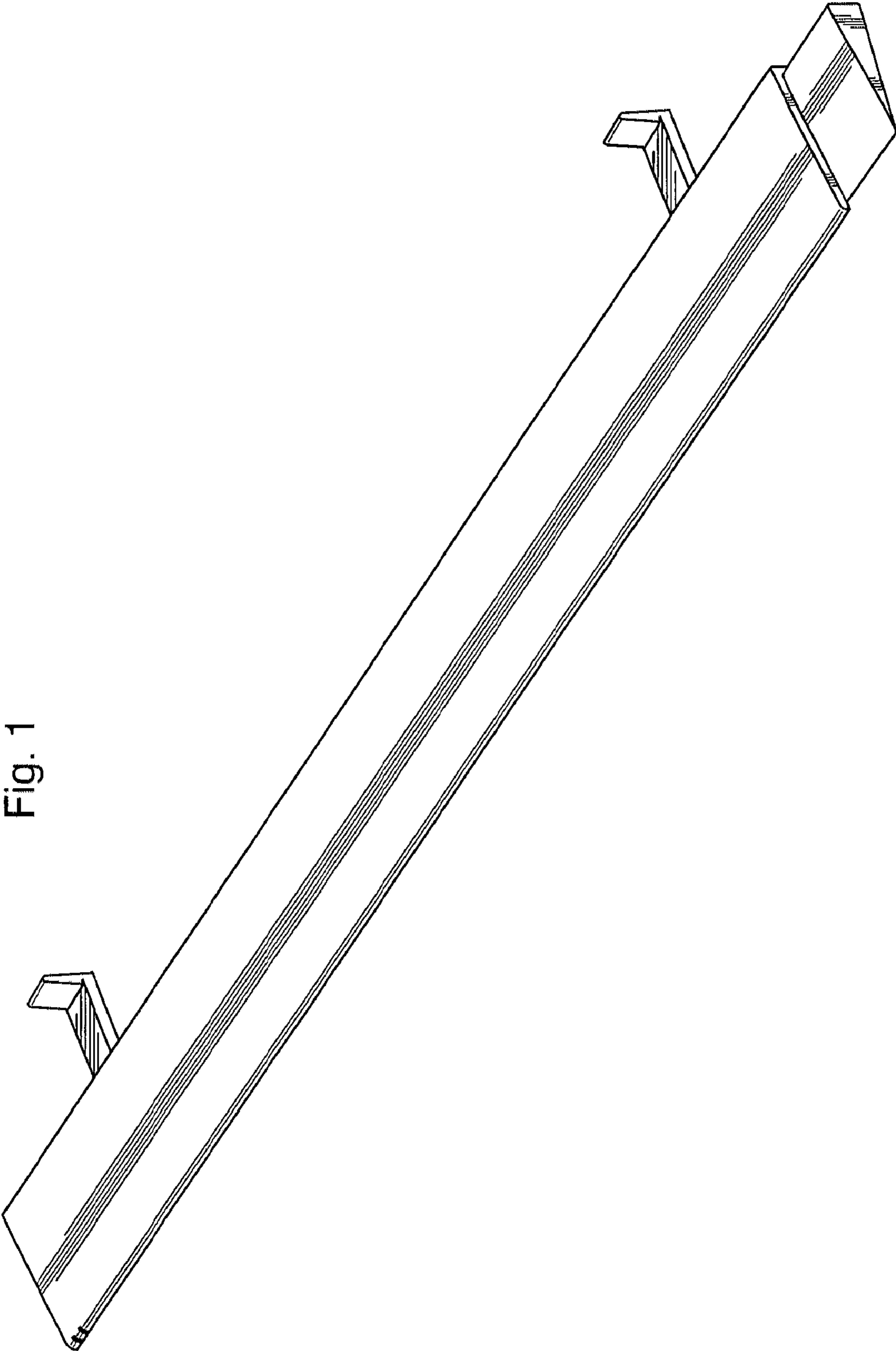


Fig. 1

Fig. 2




Fig. 3



Fig. 4

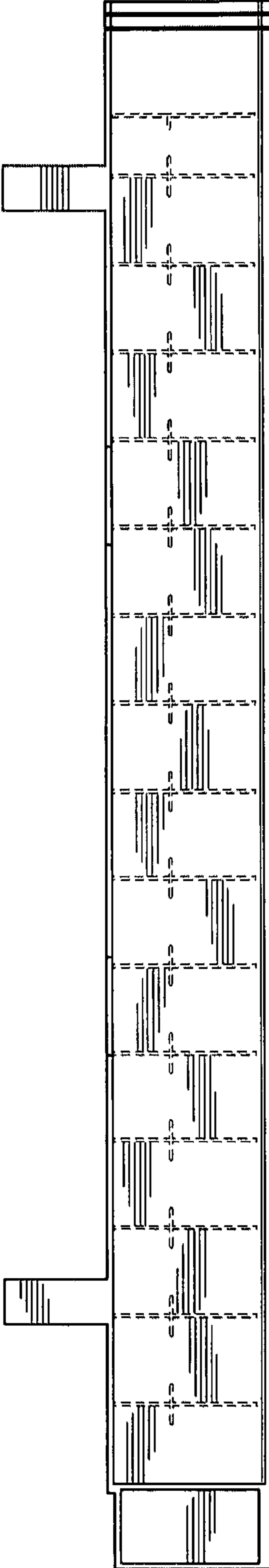


Fig. 5




Fig. 6



Fig. 7