



US00D660463S

(12) **United States Design Patent**
Kalwa

(10) **Patent No.:** **US D660,463 S**

(45) **Date of Patent:** **** May 22, 2012**

(54) **PANEL**

(75) **Inventor:** **Norbert Kalwa**, Horn-Bad Meinberg
(DE)

(73) **Assignee:** **Falquon GmbH**, Pritzwalk (DE)

(**) **Term:** **14 Years**

(21) **Appl. No.:** **29/362,148**

(22) **Filed:** **May 20, 2010**

(30) **Foreign Application Priority Data**

Nov. 23, 2009 (EM) 001179303

(51) **LOC (9) Cl.** **25-01**

(52) **U.S. Cl.** **D25/150**

(58) **Field of Classification Search** 52/314,
52/602, 605, 384, 389, 390, 392, 403.1; D25/138,
D25/150, 153, 157, 158, 163

See application file for complete search history.

(56) **References Cited**

U.S. PATENT DOCUMENTS

1,737,589	A *	12/1929	Jaspert	52/396.04
D222,240	S *	10/1971	Ottinger	D25/150
3,700,533	A *	10/1972	Schmitz	428/46
4,360,992	A *	11/1982	Marino	52/309.4
D428,500	S *	7/2000	Wederski	D25/150
D528,671	S *	9/2006	Grafenauer	D25/138
7,127,860	B2 *	10/2006	Pervan et al.	52/592.1
D622,874	S *	8/2010	Cantley et al.	D25/138

* cited by examiner

Primary Examiner — Doris Clark

(74) *Attorney, Agent, or Firm* — Andrew M. Calderon;
Roberts Mlotkowski Safran & Cole, P.C.


(57) **CLAIM**

I claim the ornamental design for a panel, as shown and described.

DESCRIPTION

FIG. 1 is an enlarged top view of a portion of a panel; FIG. 2 is a top and side perspective view of the panel; and, FIG. 3 is an enlarged top and front perspective view of a panel. Any subject matter shown in dashed lines, and any surfaces of the design not shown, including interior surfaces, form no part of the claimed invention.

1 Claim, 3 Drawing Sheets



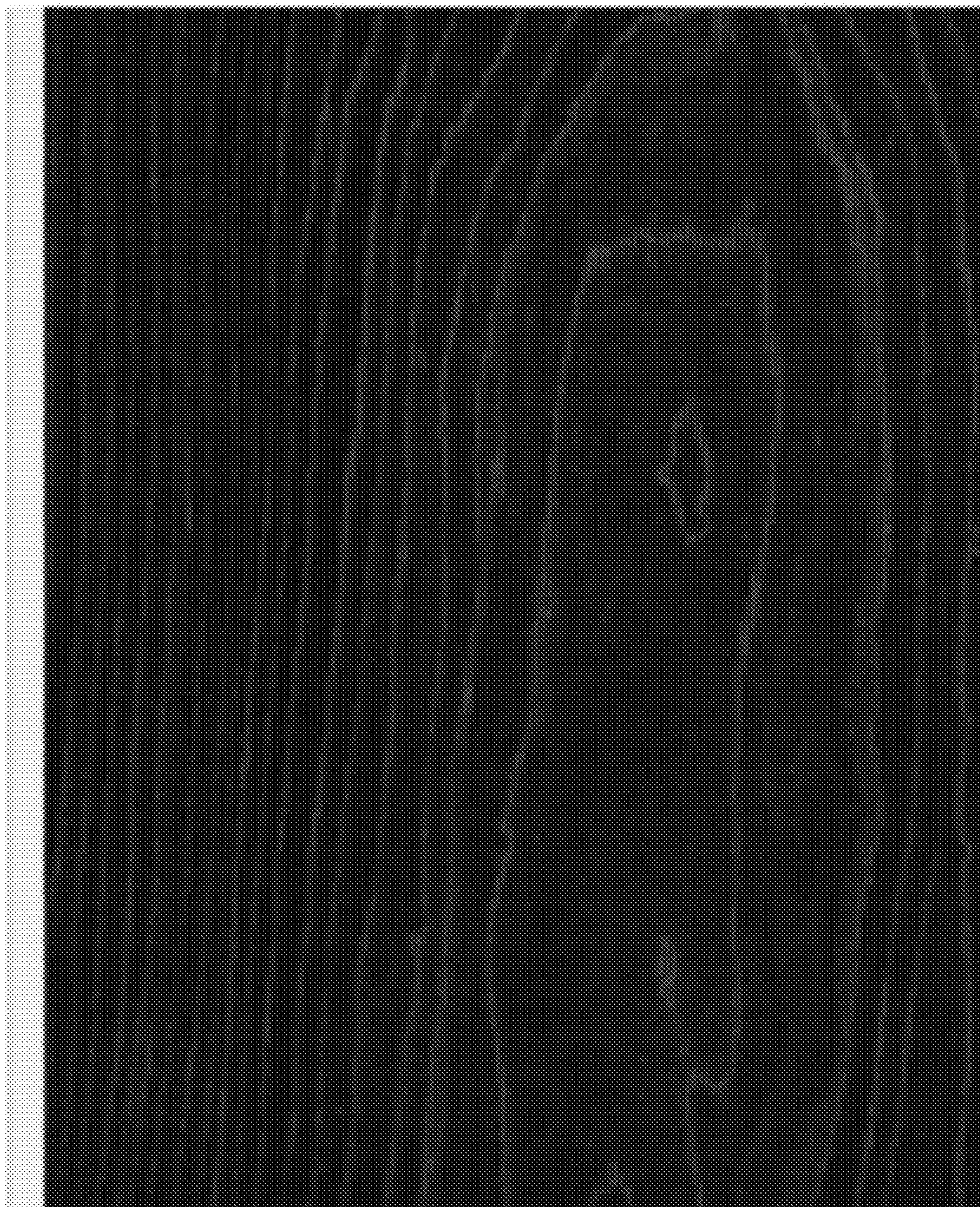


FIG. 1




FIG. 2




FIG. 3