

US00D660461S

(12) **United States Design Patent**
Kotin et al.

(10) **Patent No.:** **US D660,461 S**
(45) **Date of Patent:** **** May 22, 2012**

(54) **VANE FOR ARCHITECTURAL OPENING**

(75) Inventors: **Jay S. Kotin**, Irvine, CA (US); **Justin Westfahl**, Georgetown (CA)

(73) Assignee: **Gracious Living Innovations, Inc.**, Ontario (CA)

(**) Term: **14 Years**

(21) Appl. No.: **29/372,077**

(22) Filed: **Oct. 12, 2010**

(51) **LOC (9) Cl.** **25-01**

(52) **U.S. Cl.** **D25/119**

(58) **Field of Classification Search** D25/11-125;
248/49, 62, 74.1-74.4, 737.2, 215, 227.1,
248/300-301, 316.7; 52/87, 656.1, 675,
52/799.1-799.14, 745.08

See application file for complete search history.

(56) **References Cited**

U.S. PATENT DOCUMENTS

D128,793 S * 8/1941 Bonnell D25/119
2,489,089 A * 11/1949 Graff et al. D25/121

2,507,937 A * 5/1950 Slavsky et al. D25/119
D165,982 S * 2/1952 Kennedy D25/119
3,330,080 A * 7/1967 Grieb et al. 52/745.08
D208,294 S * 8/1967 Dallaire D25/119
D443,457 S * 6/2001 Horsten D6/580
D572,841 S * 7/2008 Waters et al. D25/124

* cited by examiner

Primary Examiner — Robert Delehanty

(74) *Attorney, Agent, or Firm* — Leonard Tachner

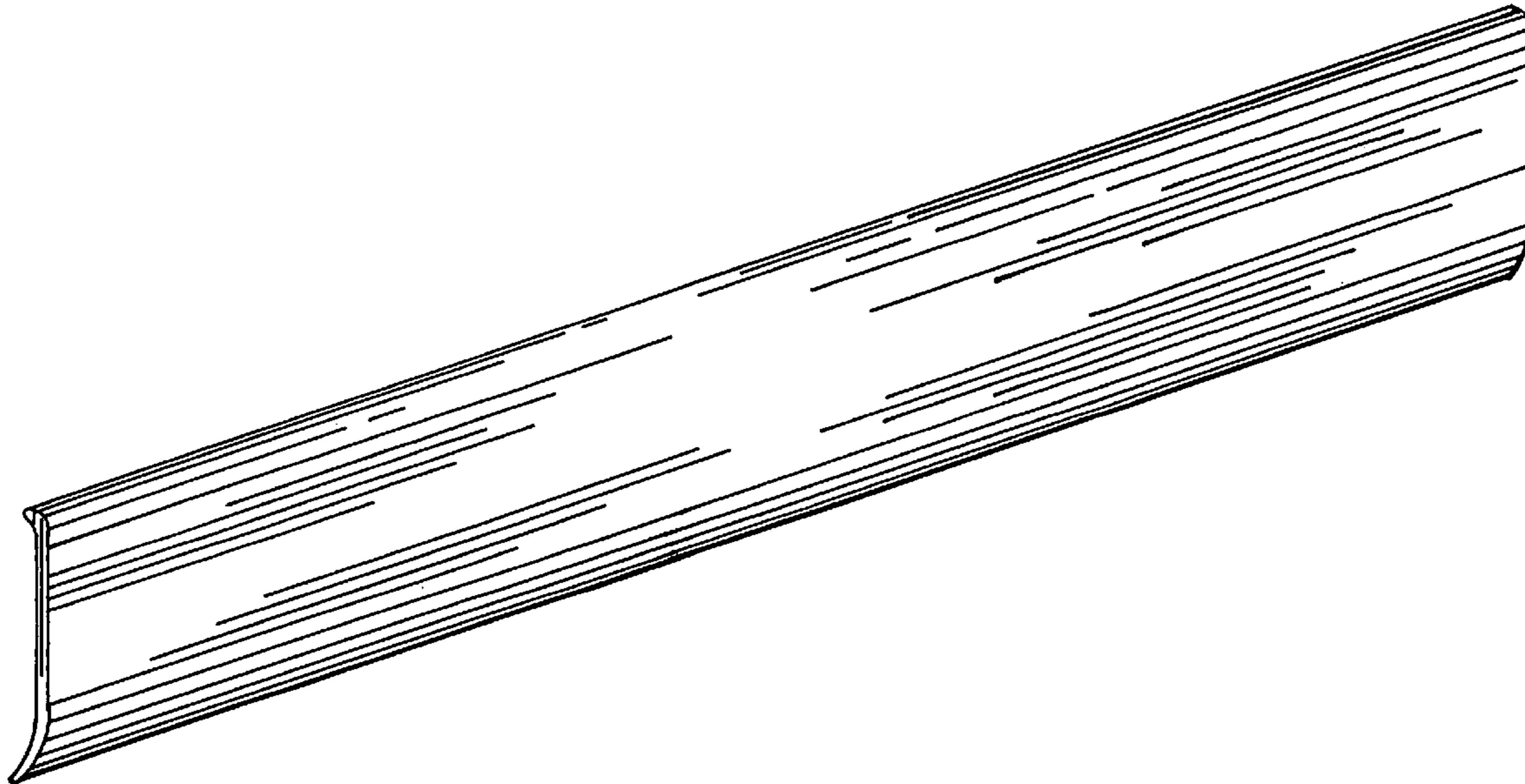
(57) **CLAIM**

The ornamental design for vane for architectural opening, as shown and described.

DESCRIPTION

FIG. 1 is a front three-dimensional view of the present invention;
FIG. 2 is a front plan view of the present invention;
FIG. 3 is a rear plan view of the present invention;
FIG. 4 is a left-side view of the present invention;
FIG. 5 is a right-side view of the present invention;
FIG. 6 is a first edge view of the present invention; and,
FIG. 7 is a second edge view of the present invention.

1 Claim, 2 Drawing Sheets



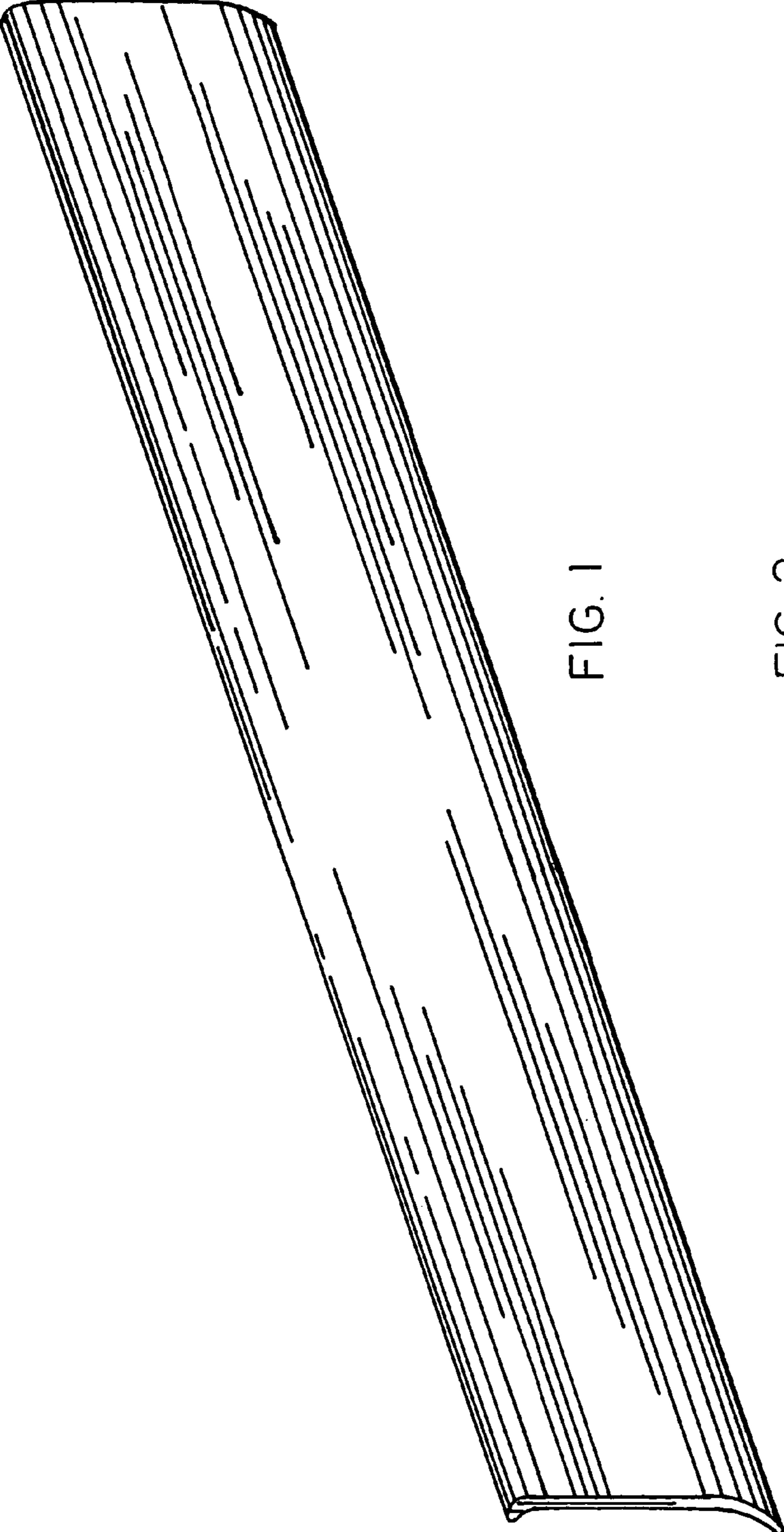


FIG. 1




FIG. 2




FIG. 3



FIG. 4



FIG. 5

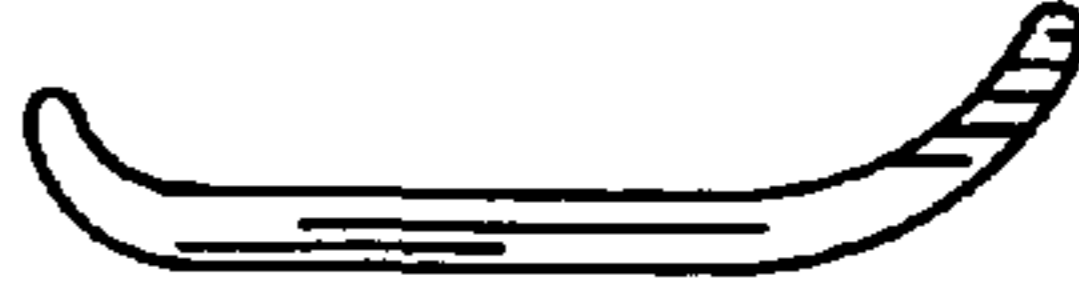


FIG. 6



FIG. 7