



US00D660460S

(12) **United States Design Patent**
Dixon et al.

(10) **Patent No.:** **US D660,460 S**

(45) **Date of Patent:** **** May 22, 2012**

(54) **GARDEN PATIO PAVER**

(76) Inventors: **Stephen Dixon**, Oakville (CA); **Derek Erdman**, Toronto (CA)

(**) Term: **14 Years**

(21) Appl. No.: **29/347,449**

(22) Filed: **Jan. 19, 2010**

(30) **Foreign Application Priority Data**

Dec. 7, 2009 (CA) 133263

(51) **LOC (9) Cl.** **25-01**

(52) **U.S. Cl.** **D25/113**

(58) **Field of Classification Search** D25/102-118,
D25/136, 138, 140, 151, 152, 153, 156-162,
D25/164; D21/484-491, 499-504; 405/16,
405/284, 286; 52/503-505, 574, 575, 596-612,
52/102; 404/27-42; 47/33; D8/1
See application file for complete search history.

(56) **References Cited**

U.S. PATENT DOCUMENTS

D196,565 S *	10/1963	Zola	D25/158
D317,656 S *	6/1991	Rea et al.	D25/138
D365,160 S *	12/1995	Tinen	D25/138
D457,970 S *	5/2002	Stepanchick	D25/113
D462,130 S *	8/2002	Kotler	D25/163

D466,230 S *	11/2002	Stepanchick	D25/113
D470,243 S *	2/2003	Aurelius	D25/113
D533,284 S *	12/2006	Bledsoe et al.	D25/138
D599,918 S *	9/2009	Knutson	D25/103
D620,151 S *	7/2010	Perkins et al.	D25/156
D633,219 S *	2/2011	Lai	D25/138

* cited by examiner

Primary Examiner — Anhdao Doan

(57) **CLAIM**

The ornamental design for a garden patio paver, as shown and described.

DESCRIPTION

FIG. 1: is a perspective top, front and first side edge view of a garden patio paver showing the design applied thereto;

FIG. 2: is a perspective bottom, front and first side respective view thereof;

FIG. 3: is a top plan view thereof;

FIG. 4: is a bottom plan view thereof;

FIG. 5: is a front elevational view thereof;

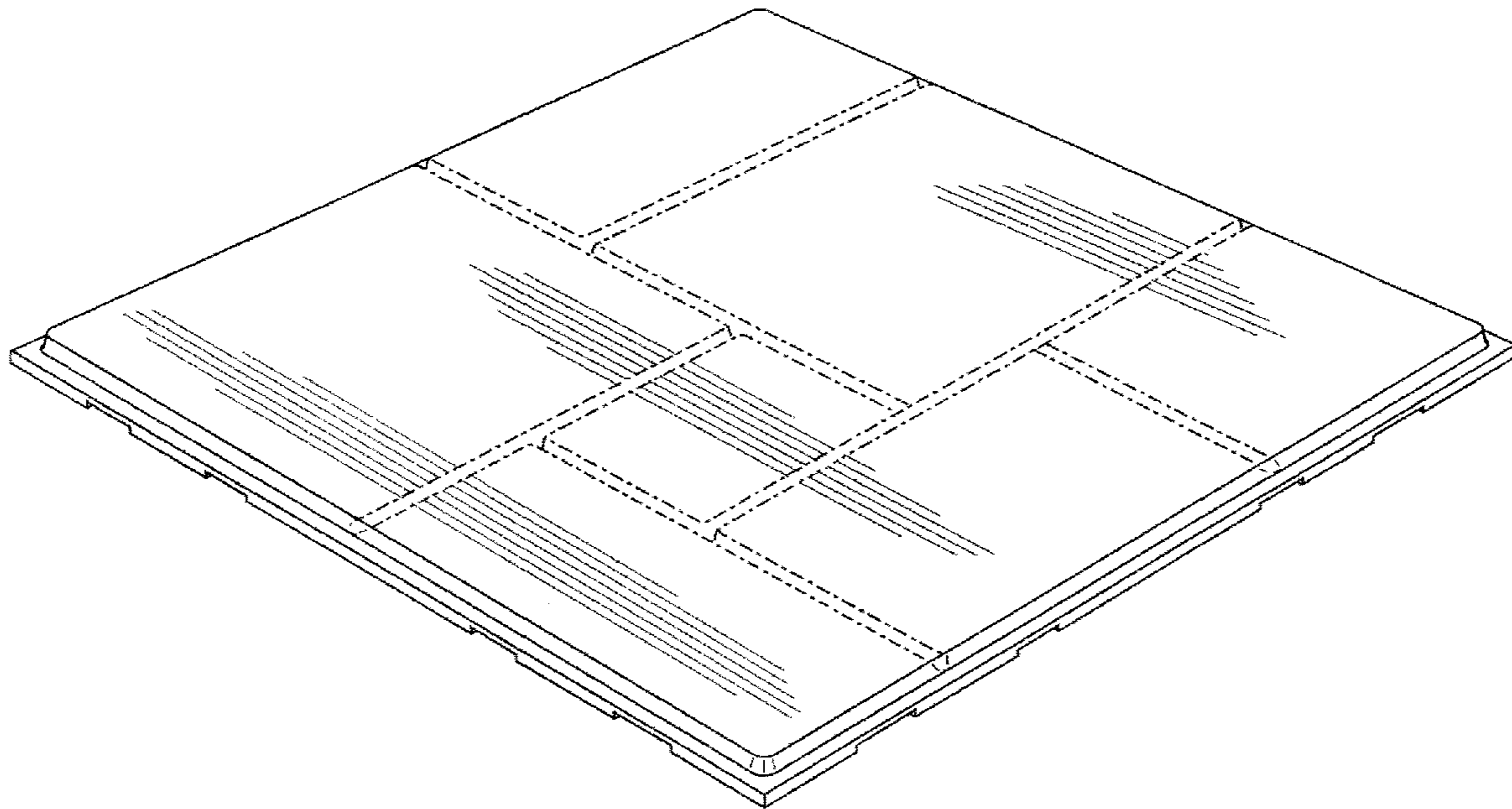
FIG. 6: is a rear elevational view thereof;

FIG. 7: is a first side elevational view thereof; and,

FIG. 8: is a second side elevational view thereof.

The broken lines shown in the drawings showing the top surface pattern of the garden patio paver form no part of the claimed design.

1 Claim, 5 Drawing Sheets



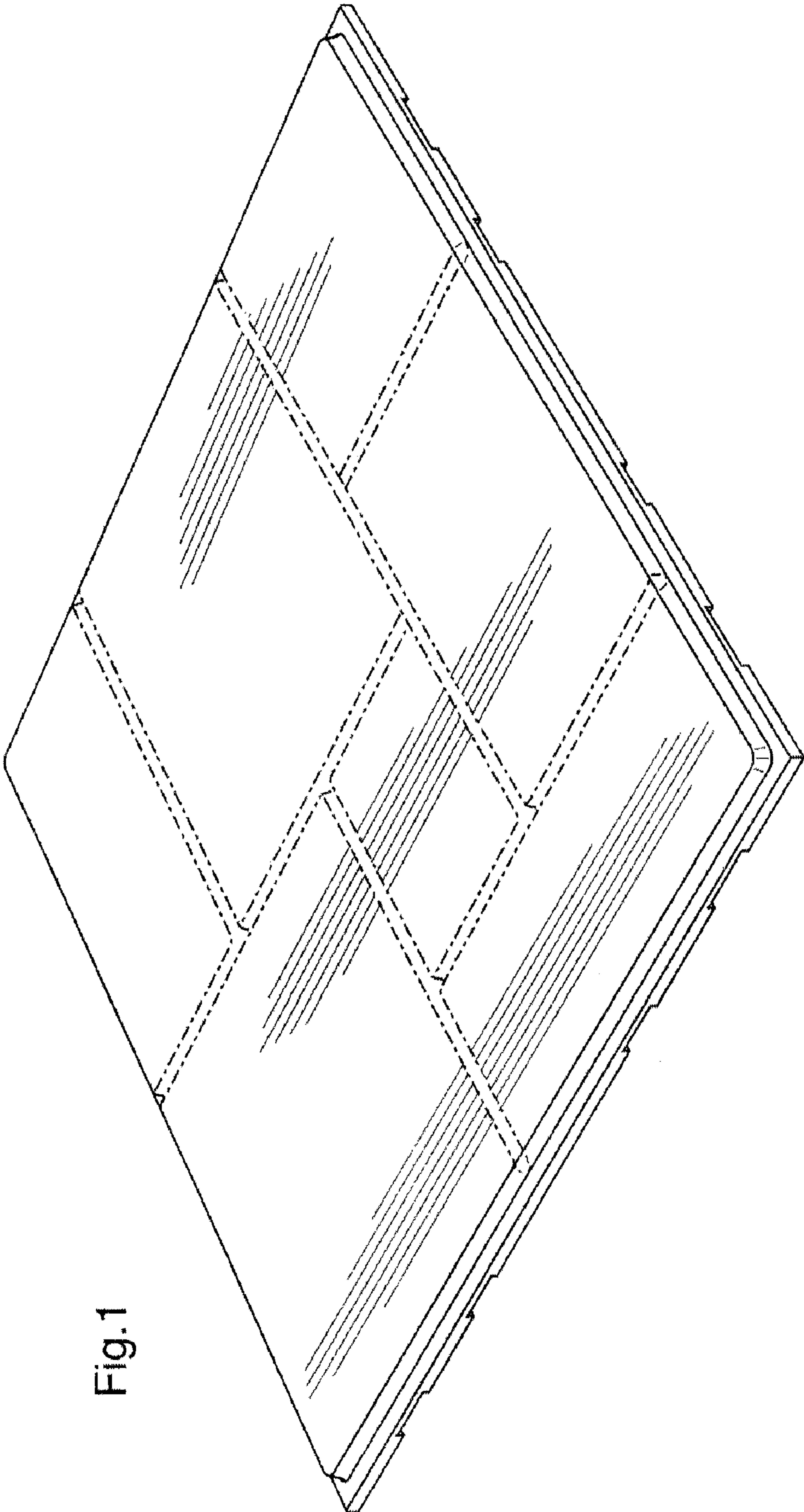


Fig.1

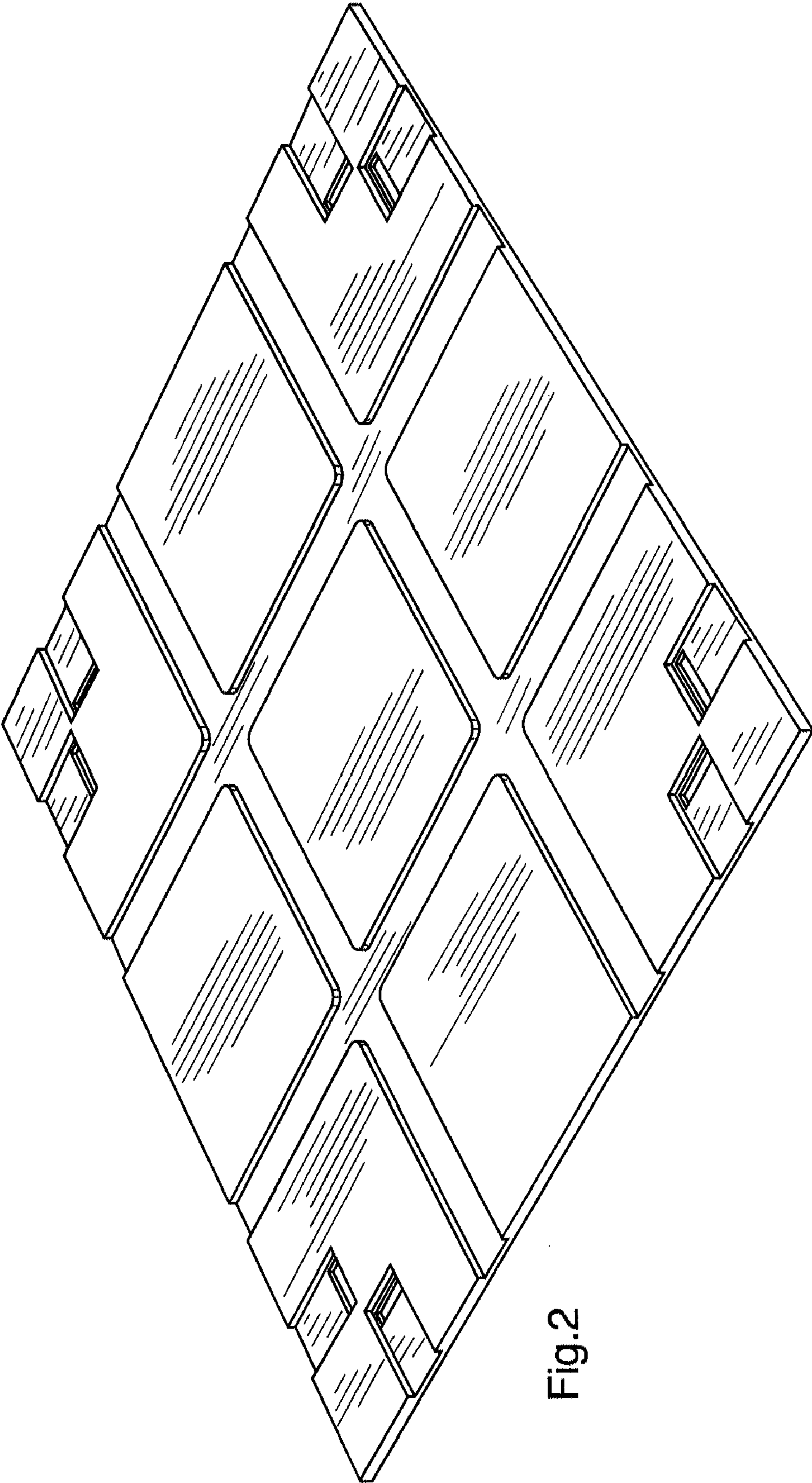


Fig.2

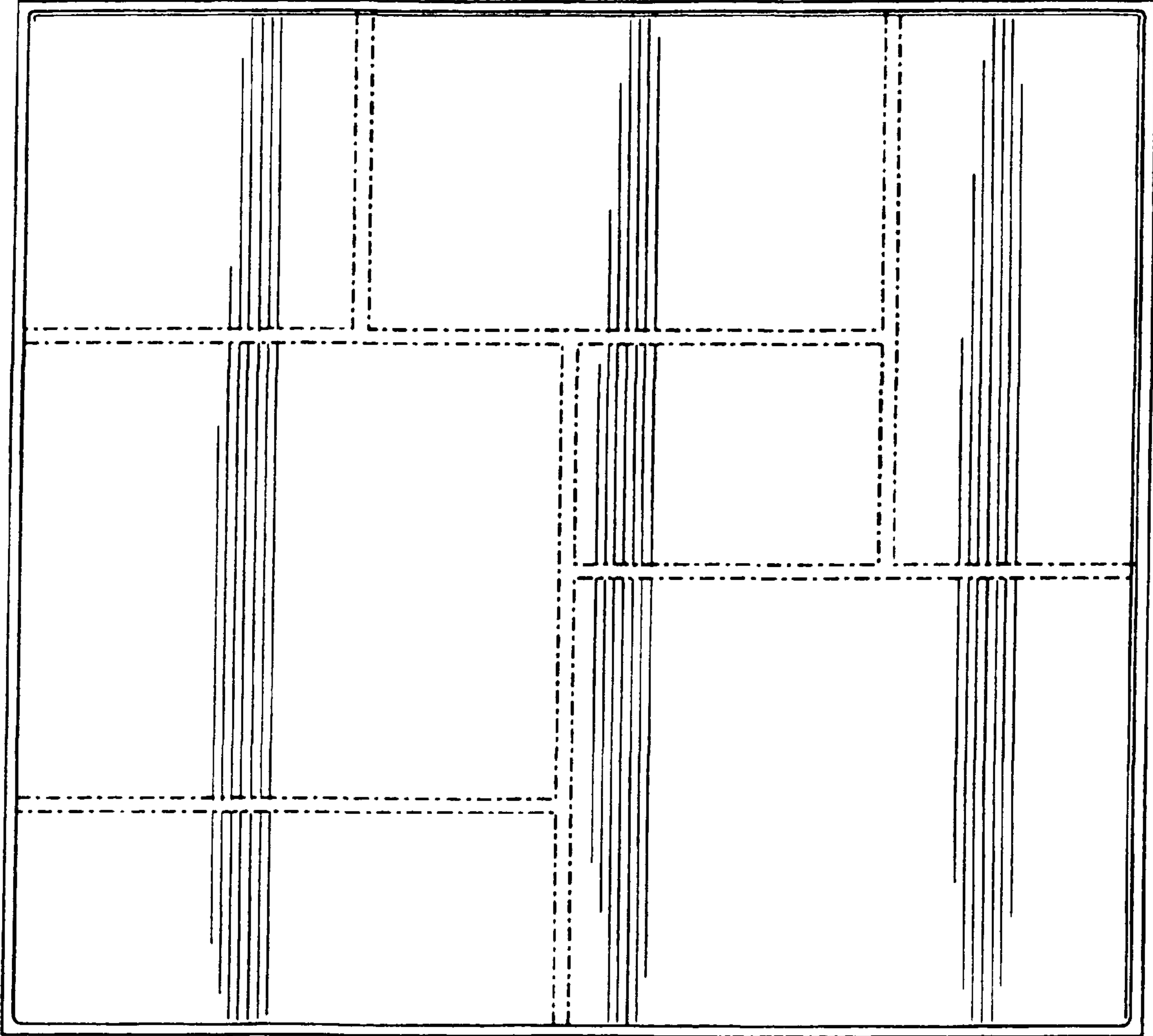


Fig.3

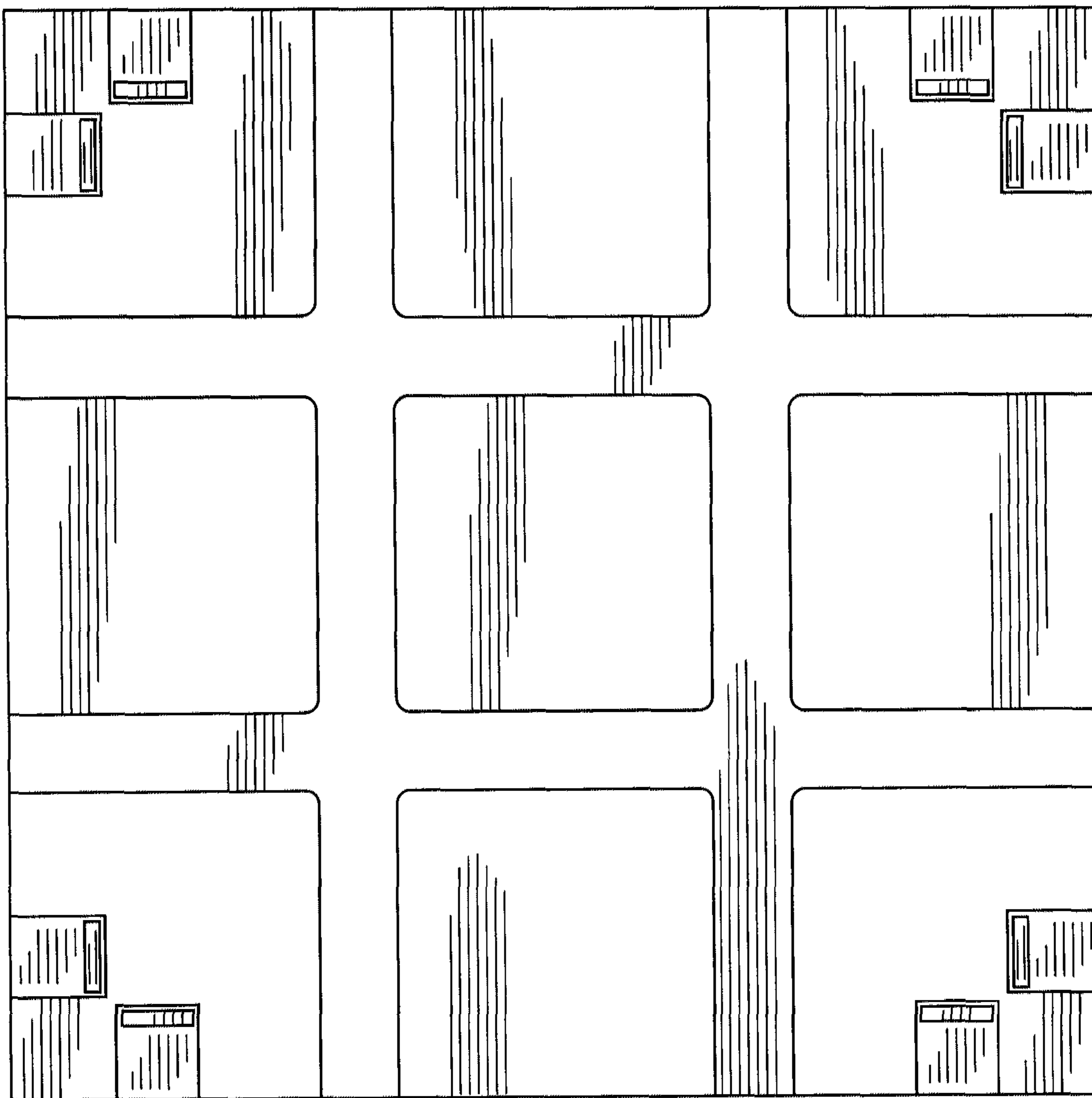


Fig.4



Fig. 5



Fig. 6



Fig. 7



Fig. 8