US00D660449S

(12) United States Design Patent

Sevier et al.

(10) Patent No.: US D660,449 S
(45) Date of Patent: ** May 22, 2012

(54) **THERAPY INSTRUMENT**

(75) Inventors: **Thomas L. Sevier**, Fishers, IN (US); **Sue A. Stover**, Upland, IN (US)

(73) Assignee: **Performance Dynamics, Inc.**, Muncie, IN (US)

(**) Term: **14 Years**

(21) Appl. No.: **29/387,942**

(22) Filed: **Mar. 22, 2011**

Related U.S. Application Data

(63) Continuation-in-part of application No. 29/325,034, filed on Sep. 25, 2008, now Pat. No. Des. 637,728.

(51) **LOC (9) Cl.** **24-02**

(52) **U.S. Cl.** **D24/211**

(58) **Field of Classification Search** D24/200, D24/211, 214, 215; 601/15, 17, 18, 21, 47, 601/87, 84, 80, 70, 67, 74, 122, 85, 118, 601/119, 123, 125, 126, 130, 131, 134–138; 600/38, 39

See application file for complete search history.

(56) **References Cited**

U.S. PATENT DOCUMENTS

D30,230	S	2/1899	Barnet
1,373,970	A	4/1921	Peasley
1,612,343	A	12/1926	Amussen
1,769,872	A	7/1930	Weeks
1,987,390	A	1/1935	Davis
2,044,112	A	6/1936	Wildmann
2,219,436	A	10/1940	Anderson
D149,700	S	5/1948	Sky
D155,773	S	11/1949	Becker
2,752,623	A	7/1956	Tupper
2,806,470	A	9/1957	Ferrier
3,107,665	A	10/1963	Nordgren
D208,608	S	9/1967	Madl et al.
D211,549	S	6/1968	Christopher
3,389,418	A	6/1968	Sencabaugh
3,557,776	A	1/1971	Boots
D223,418	S	4/1972	Hess
3,888,241	A	6/1975	Fischer
D237,313	S	10/1975	Harris
D237,323	S	10/1975	Inohara
D262,908	S	2/1982	Pesco
D263,077	S	2/1982	Stanton
D264,754	S	6/1982	Vitrac
4,378,007	A	3/1983	Kachadourian
D272,090	S	1/1984	Hosid
D274,468	S	6/1984	Perry
4,461,285	A	7/1984	Courtin
4,483,328	A	11/1984	Wolocko
4,590,926	A	5/1986	Courtin

(Continued)

OTHER PUBLICATIONS

Advertisement for "Massage Stones", Massage, Issue No. 56, Jul./Aug. 1995, p. 77.

(Continued)

Primary Examiner — Cathron Brooks
Assistant Examiner — Melanie Pellegrini
(74) *Attorney, Agent, or Firm* — Woodard, Emhardt, Moriarty McNett & Henry LLP

(57) **CLAIM**

The ornamental design for a therapy instrument, as shown and described.

DESCRIPTION

FIG. **1** is a bottom view of a therapy instrument showing my new design;
FIG. **2** is a top view thereof;
FIG. **3** is a left side view thereof; the right side view is a mirror image thereof;
FIG. **4** is a front view thereof;
FIG. **5** is a back view thereof; and,
FIG. **6** is a perspective view thereof.

1 Claim, 6 Drawing Sheets

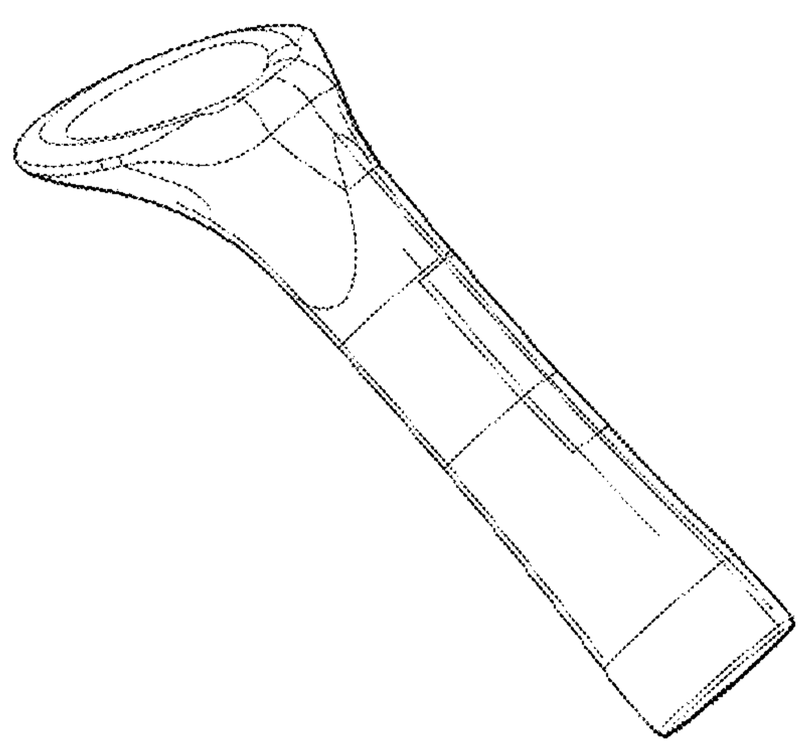

U.S. PATENT DOCUMENTS

D285,116	S	8/1986	Hoff	
D288,847	S	3/1987	Kaeser	
4,648,387	A	3/1987	Simmons	
4,705,030	A	11/1987	Tepperberg	
4,732,142	A	3/1988	Hurlburt et al.	
D304,495	S	11/1989	Tyo et al.	
D312,694	S	12/1990	Yanazaki	
4,993,408	A	2/1991	Schweisfurth	
D317,204	S	5/1991	Henneseey	
D323,035	S	1/1992	Yang	
5,080,111	A	1/1992	Pallin	
5,085,207	A	2/1992	Fiore	
5,103,809	A	4/1992	DeLuca et al.	
D328,328	S	7/1992	Juarez	
D338,964	S	8/1993	Tarjoto	
5,231,977	A	8/1993	Graston	
D342,999	S	1/1994	Gonsalves, Jr.	
D345,801	S	4/1994	Bosch	
5,307,816	A	5/1994	Hashimoto et al.	
D351,660	S	10/1994	Ichikawa et al.	
5,366,437	A	11/1994	Graston	
D355,492	S	2/1995	Chou	
D357,322	S	4/1995	Matthews	
5,441,478	A	8/1995	Graston	
D362,307	S	9/1995	Cirone	
D373,197	S	8/1996	Schepper	
5,624,385	A	4/1997	Hwang	
D386,879	S	11/1997	Daniels	
6,077,239	A	6/2000	Lin	
6,254,555	B1	7/2001	Sevier et al.	
6,641,547	B2	11/2003	Sevier et al.	
D518,576	S	4/2006	Sevier et al.	
D530,429	S	10/2006	Sevier et al.	
D530,823	S	10/2006	Sevier et al.	
D601,252	S	9/2009	Ra	
D607,116	S	12/2009	Morganstern	
D623,311	S *	9/2010	Aulwes et al.	D24/214
D637,728	S *	5/2011	Sevier et al.	D24/211
D638,134	S *	5/2011	Nikitczuk et al.	D24/215

OTHER PUBLICATIONS

Advertisement for The Knobble, Massage; Issue No. 56, Jul./Aug. 1995, p. 158.

Awareness & Health Unlimited,"1995-1996 15th Year Anniversary Wholesale Catalog," pp. 189, 192-193, 196, 234-235.

Barnes, J. P.T., "The Myofascial Release Approach, Part II The Mind/Body Connection," Massage; Issue No. 50, Jul./Aug. 1994, pp. 58 & 60-64.

Brudden, B. "Pain Erasure The Bonnie Prudden Way"; 1980, pp. 3-5, 15-17, 22, 99-101, 124 & 266-268.

Chamberlain, G., "Cyriax's Friction Massage: A Review", Journal of Orthopaedic and Sports Physical Therapy; vol. 4, No. 1, Summer 1982, pp. 16-22.

Cunningham, M., "How to Activate Your Healing Response an Alternative To Medication and Surgery," Acupressue Ancient Wisdom for Modern Day Healing; 1994, pp. 41-42.

Cyriax, J. "Textbook of Orthopaedic Medicine"; vol. One, 1982, pp. 14-21.

Cyrlax, J. "Textbook of Orthopedic Medicine"; vol. Two, 10th Edition, 1980, pp. 1-37.

Hammer, W. DC, "Functional Soft Tissue Examination and Treatment by Manual Methods The Extremeties"; 1991, pp. 235-249.

Horrigan, J. "Soft Tissue Center Therapy Facility Of Tomorrow," Ironman; Jun. 1990, pp. 115, 116, 118 & 119.

Jeffery, K., "Seashells As Massage Tools," Massage Therapy Journal; Spring 1993, vol. 32, No. 2, pp. 72 & 73.

Kurashova Wine, Z. "Massage For Sports Injuries," Massage; Issue No. 42, Mar./Apr. 1993, pp. 26-27.

Kurashova Wine, Z., "Russian Massage," Massage; Issue No. 33, Spe./Oct. 1991, pp. 40-43.

Lachmann, S. "Soft Tissue Injuries In Sport", Blackwell Scientific Publications; 1988, pp. 12-16 & 19-21.

Levin, S., "The Maverick of Sports Medicine," Health; Jan. 1991, pp. 30-32.

Nimmo, R., "The Technique", 1966, pp. 50-55.

Prentice, W., Ph.D, "Therapeutics Modalities In Sports Medicine"; 1986, pp. 217-242.

Steward, B., Woodman R., Hulburt, D., "Fabricating a Splint For Deep Friction Massage," Journal of Orthopaedic and Sports Physical Therapy; vol. 21, No. 3, Mar. 1995, pp. 172-175.

Taw., S., "Alleviating Low Back Pain Through Soft Tissue Release," Massage; Issue No. 52, Nov./Dec. 1994, pp. 30-32.

Travell, J., M.D., and Simons, D., M.D., "Myofascial Pain and Dysfunction The Trigger Point Manual The Upper Extremities"; vol. 1, 1983, pp. 19-21, 59-61, 87-88, 99-102.

Woodman R. And Pare, L., "Evaluation and Treatment of Soft Tissue Lesions of the Ankle and Forefoot Using The Cyriax Approach," Physical Therapy; vol. 62, No. 8, Aug. 1982, pp. 1144-1147.

* cited by examiner

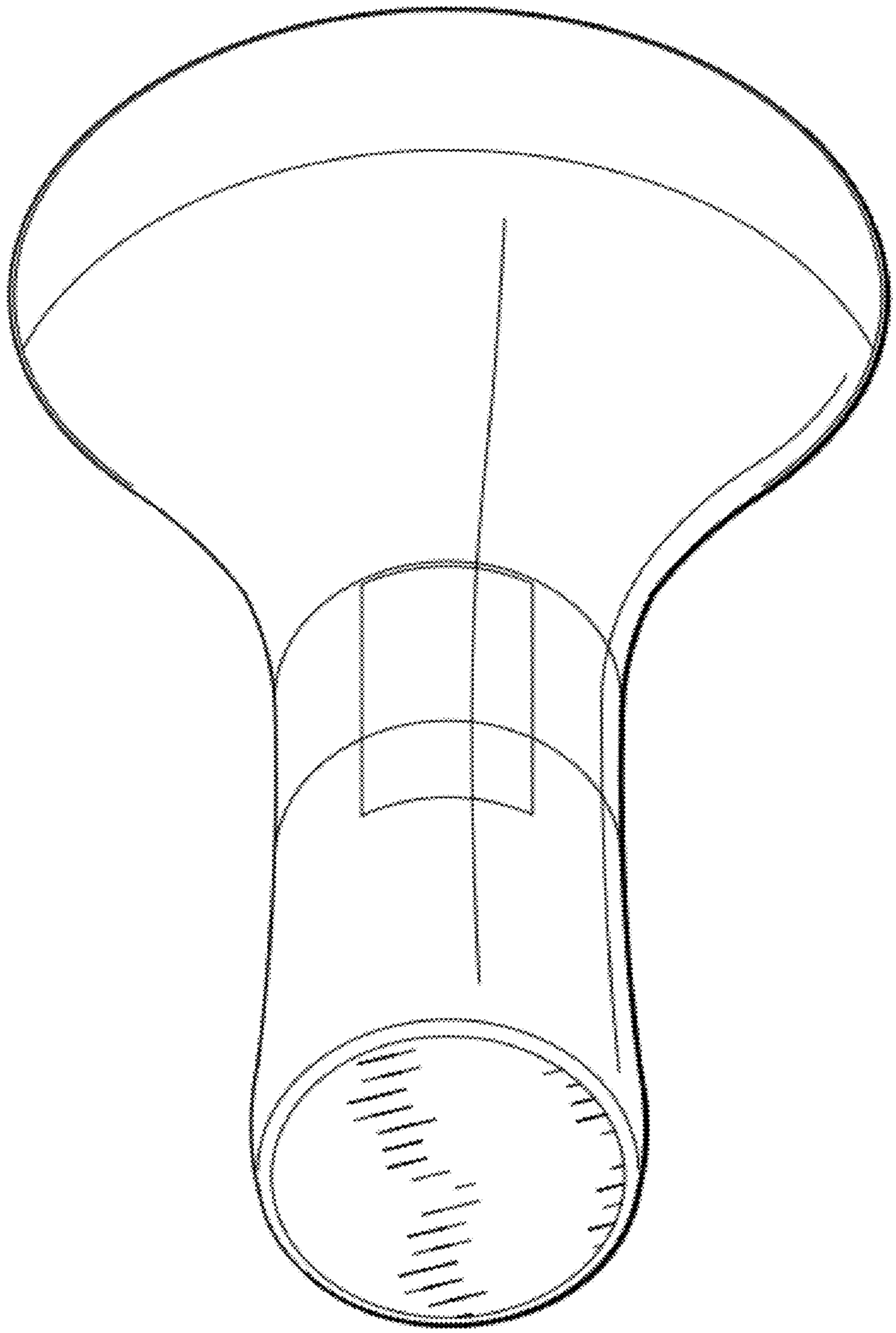

Fig. 1

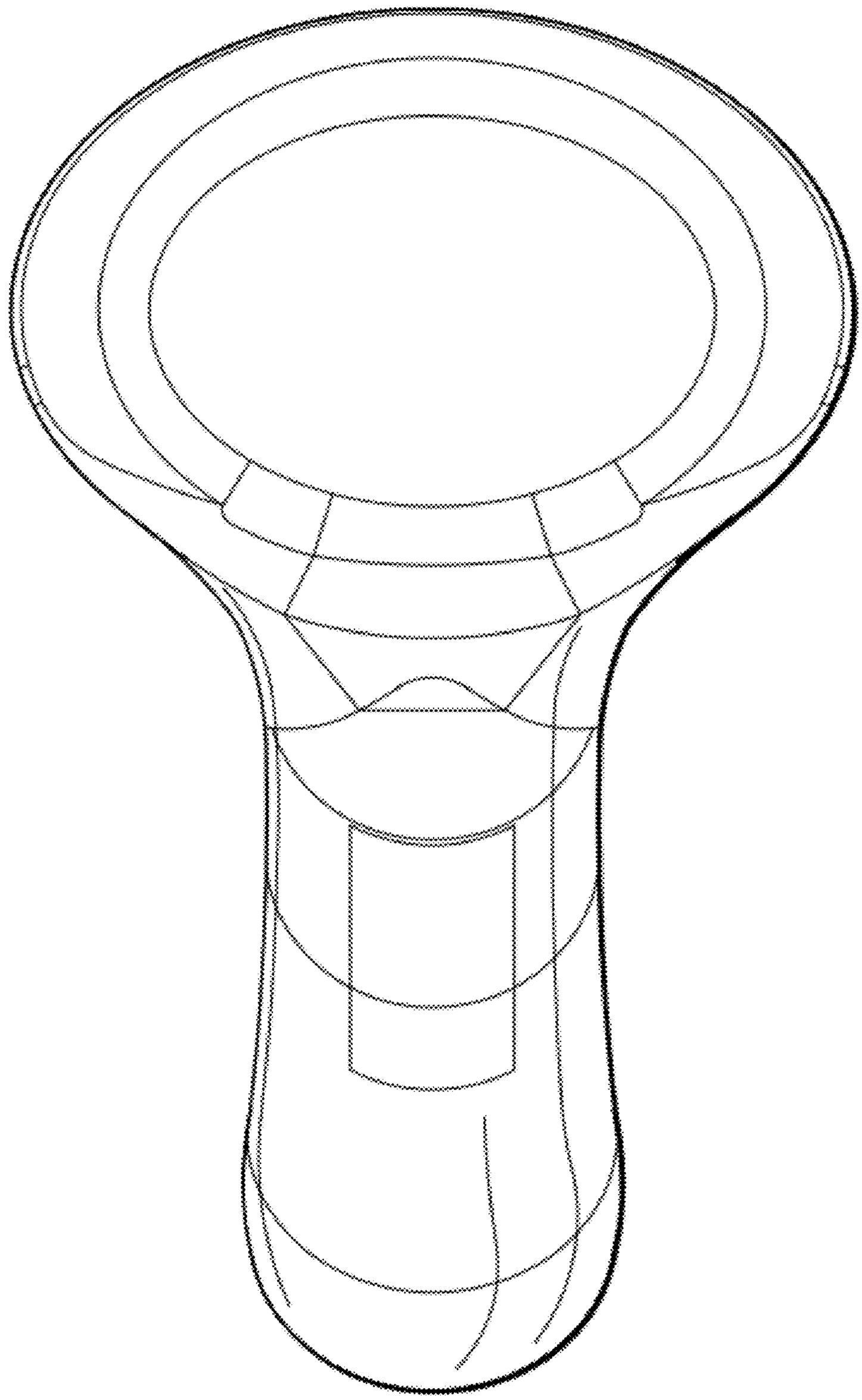

Fig. 2

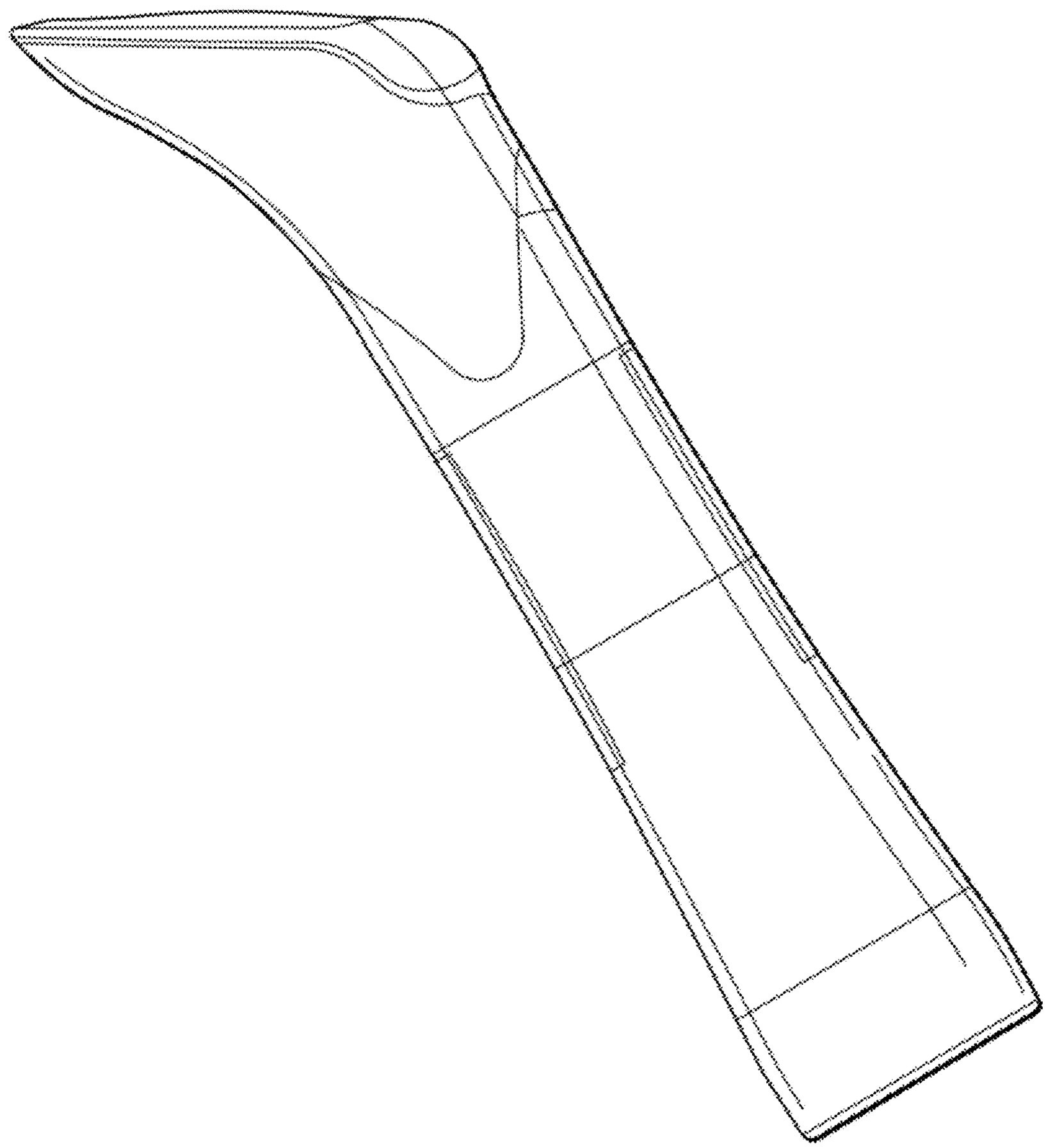

Fig. 3

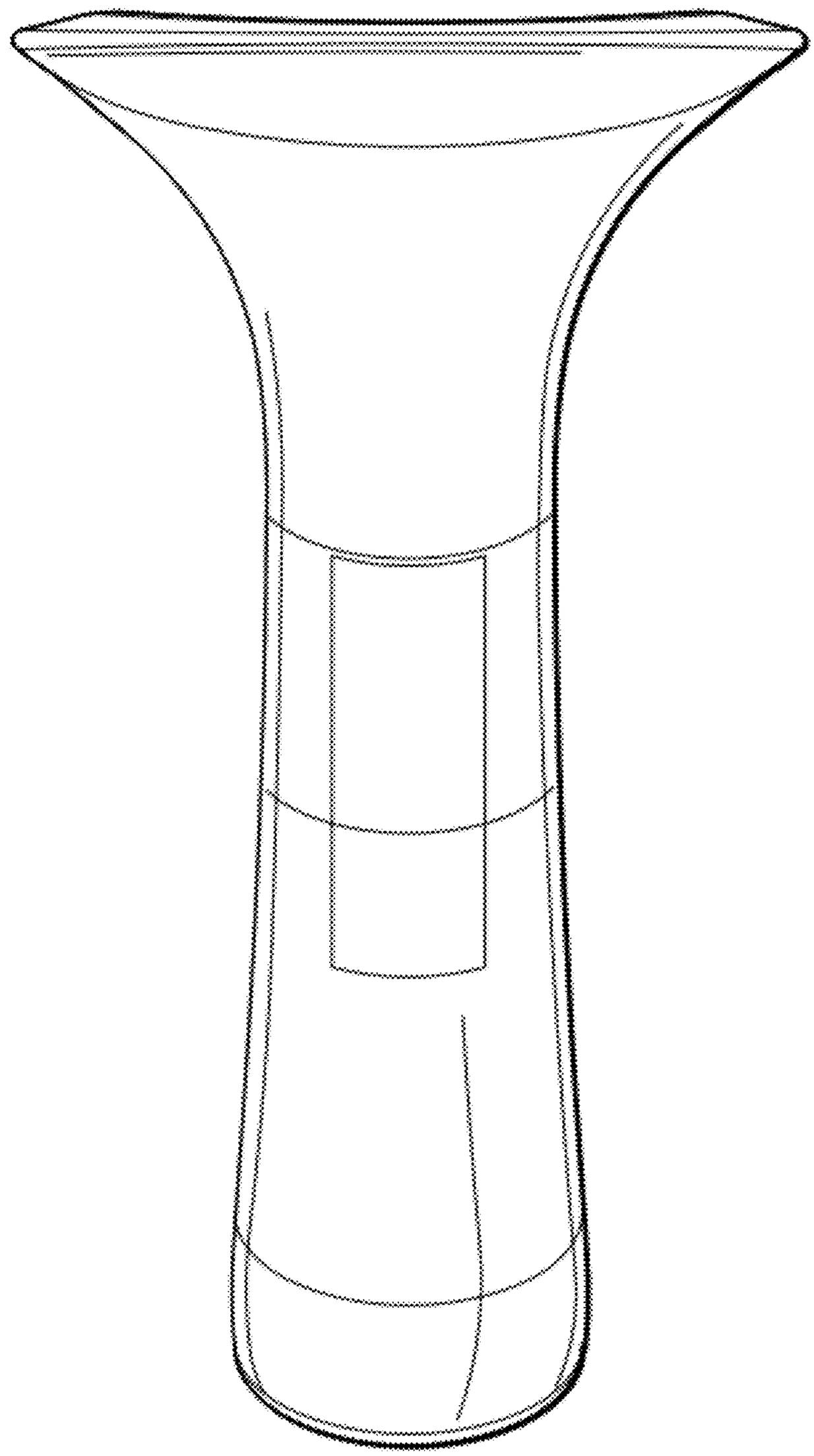

Fig. 4

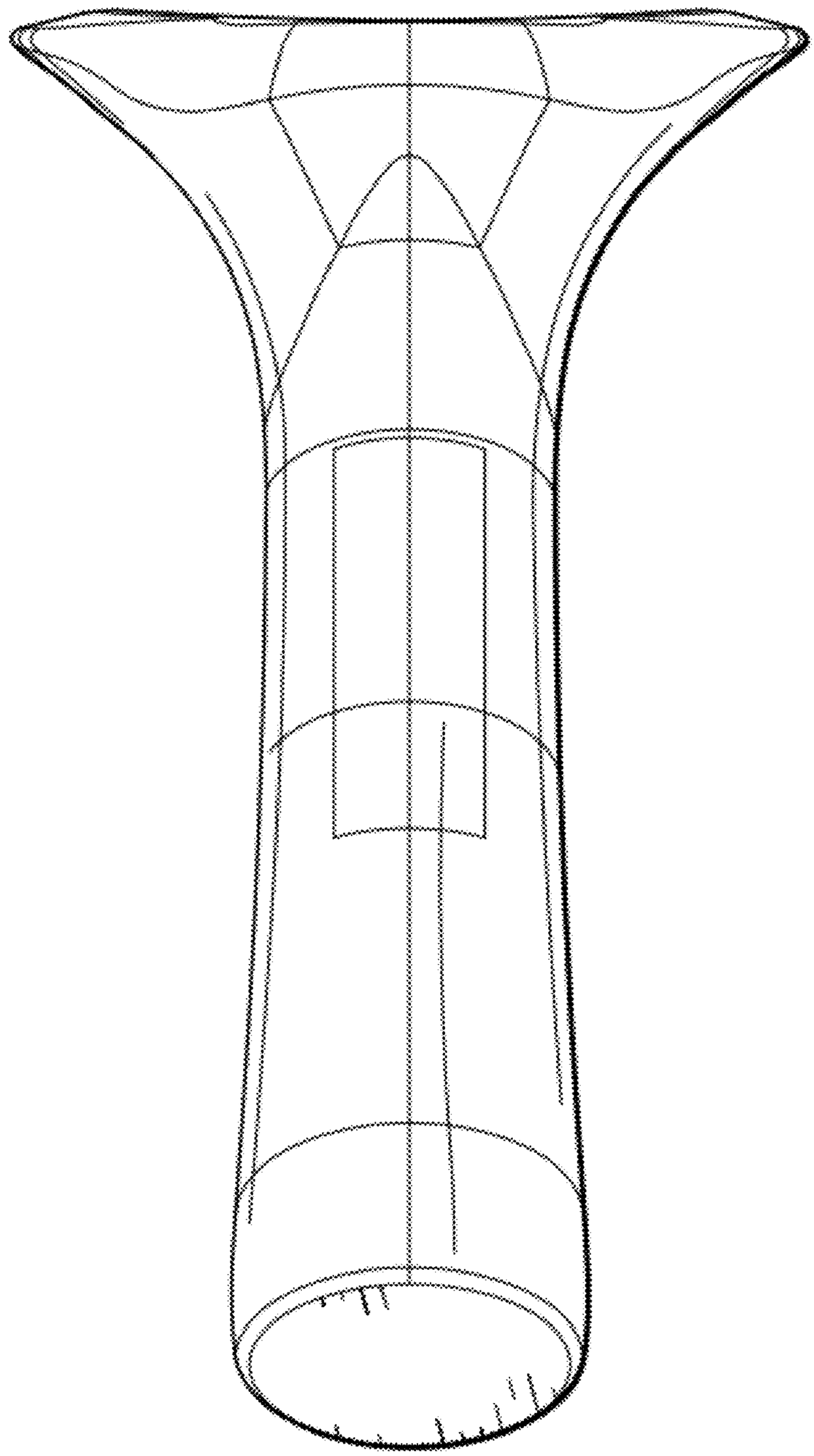

Fig. 5

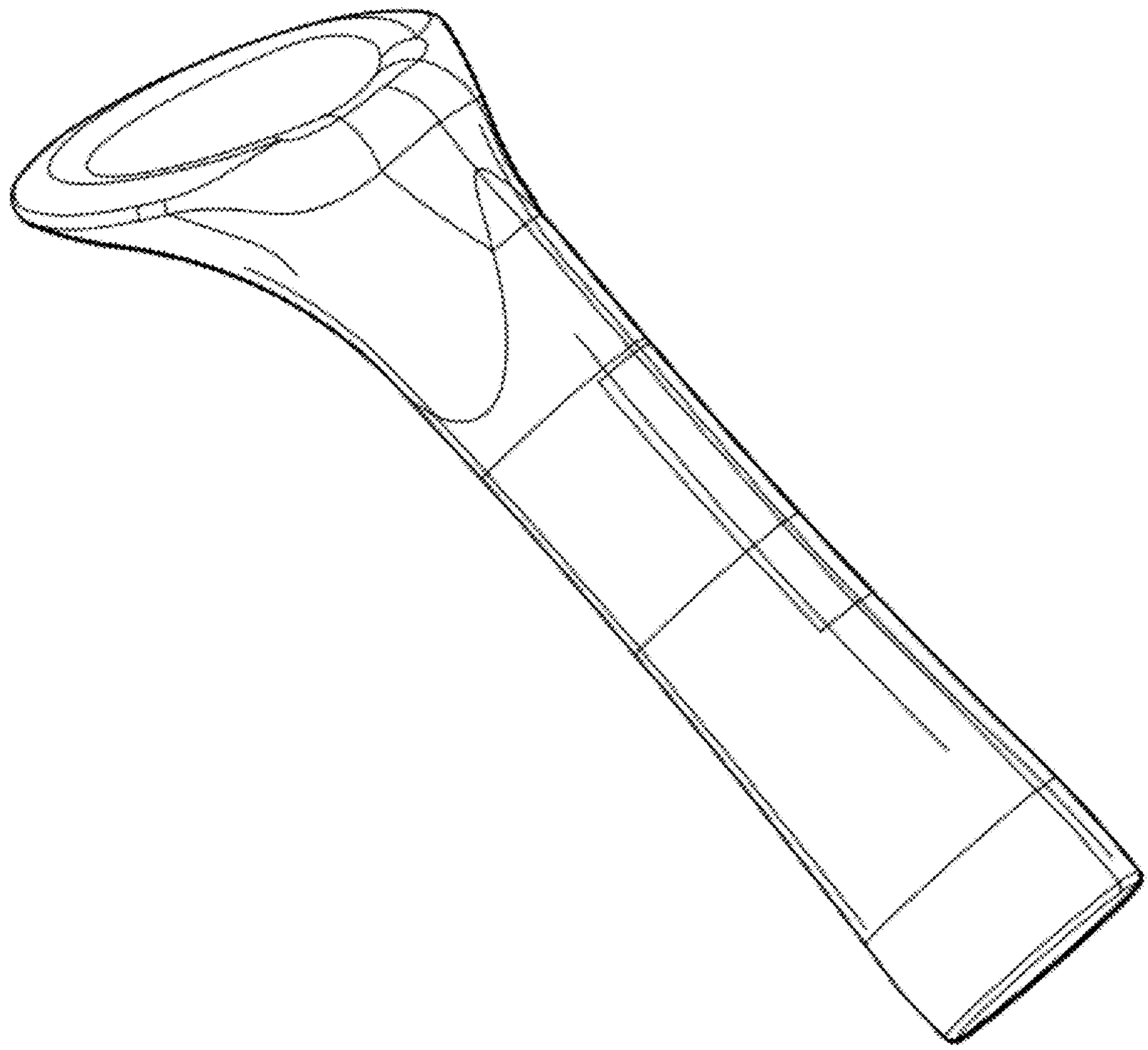

Fig. 6