

US00D660445S

(12) **United States Design Patent**  
**Baumwald**

(10) **Patent No.:** **US D660,445 S**  
(45) **Date of Patent:** **\*\* May 22, 2012**

(54) **THERMAL PACK**

(75) Inventor: **Daniel Jared Baumwald**, Elkridge, MD  
(US)

(73) Assignee: **TheraPearl, LLC**, Jessup, MD (US)

(\*\*) Term: **14 Years**

(21) Appl. No.: **29/402,951**

(22) Filed: **Sep. 29, 2011**

(51) **LOC (9) Cl.** ..... **24-04**

(52) **U.S. Cl.** ..... **D24/208**

(58) **Field of Classification Search** ..... D24/206–208,  
D24/118; 602/2, 9, 61–66, 74; 128/112.1,  
128/117.1; 606/27, 204; 607/96, 108, 109,  
607/111, 112; D9/707, 600, 601, 607, 609;  
126/204; D21/576, 604, 600, 611; D6/597,  
D6/598, 601; D32/43; D1/107, 110, 111;  
D30/160, 118

See application file for complete search history.

(56) **References Cited**

**U.S. PATENT DOCUMENTS**

D312,558 S *	12/1990	Ilsen et al.	.....	D21/576
D343,903 S *	2/1994	Perteet	.....	D24/206
D363,670 S *	10/1995	Sullivan	.....	D9/707
D410,090 S *	5/1999	Podd	.....	D24/208
D410,749 S *	6/1999	Podd	.....	D24/208

D410,750 S *	6/1999	Podd	.....	D24/208
D411,624 S *	6/1999	Podd	.....	D24/208
D431,269 S *	9/2000	Soderstrom	.....	D21/576
D442,278 S *	5/2001	Rury	.....	D24/118
D453,541 S *	2/2002	Steele et al.	.....	D21/611
D459,986 S *	7/2002	Yourist	.....	D9/607
D460,914 S *	7/2002	Yourist	.....	D9/607
D525,533 S *	7/2006	Edwards	.....	D9/609

\* cited by examiner

*Primary Examiner* — David Muller

(74) *Attorney, Agent, or Firm* — Matthew A. Pequignot;  
Pequignot + Myers LLC

(57) **CLAIM**

The ornamental design for a thermal pack, as substantially shown and described.

**DESCRIPTION**

FIG. 1 is a perspective view of a thermal pack showing the new design.

FIG. 2 is a front elevation view thereof;

FIG. 3 is a right-side elevation view thereof;

FIG. 4 is a rear elevation view thereof;


FIG. 5 is a left-side elevation view thereof;

FIG. 6 is a top plan view thereof; and,

FIG. 7 is a bottom plan view thereof.

The bead fill-volume depicted in the drawings of the thermal pack is shown for example purposes only and is not intended to limit the scope of the invention with respect to any specific bead fill-volume amount.

**1 Claim, 2 Drawing Sheets**



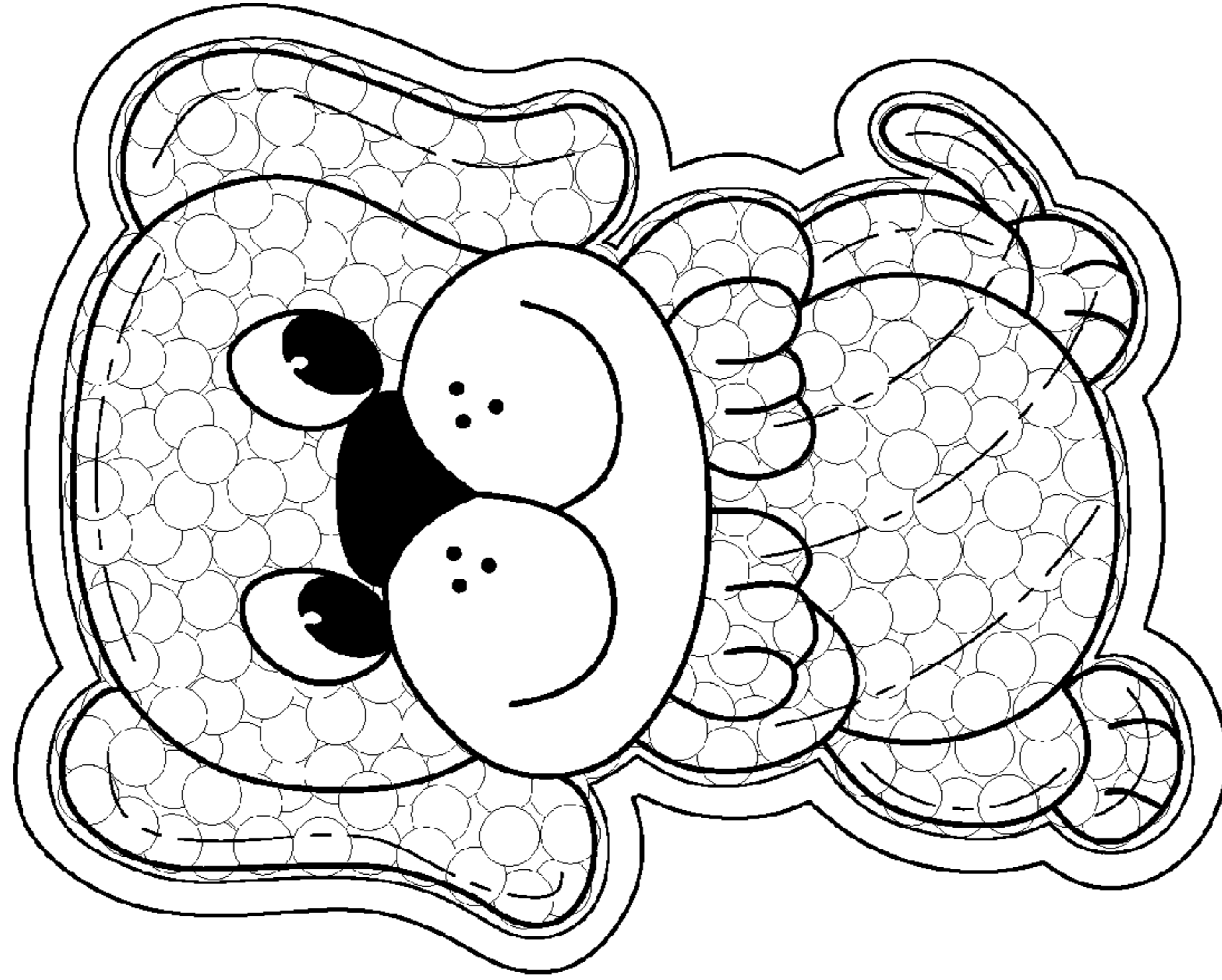


FIG. 2

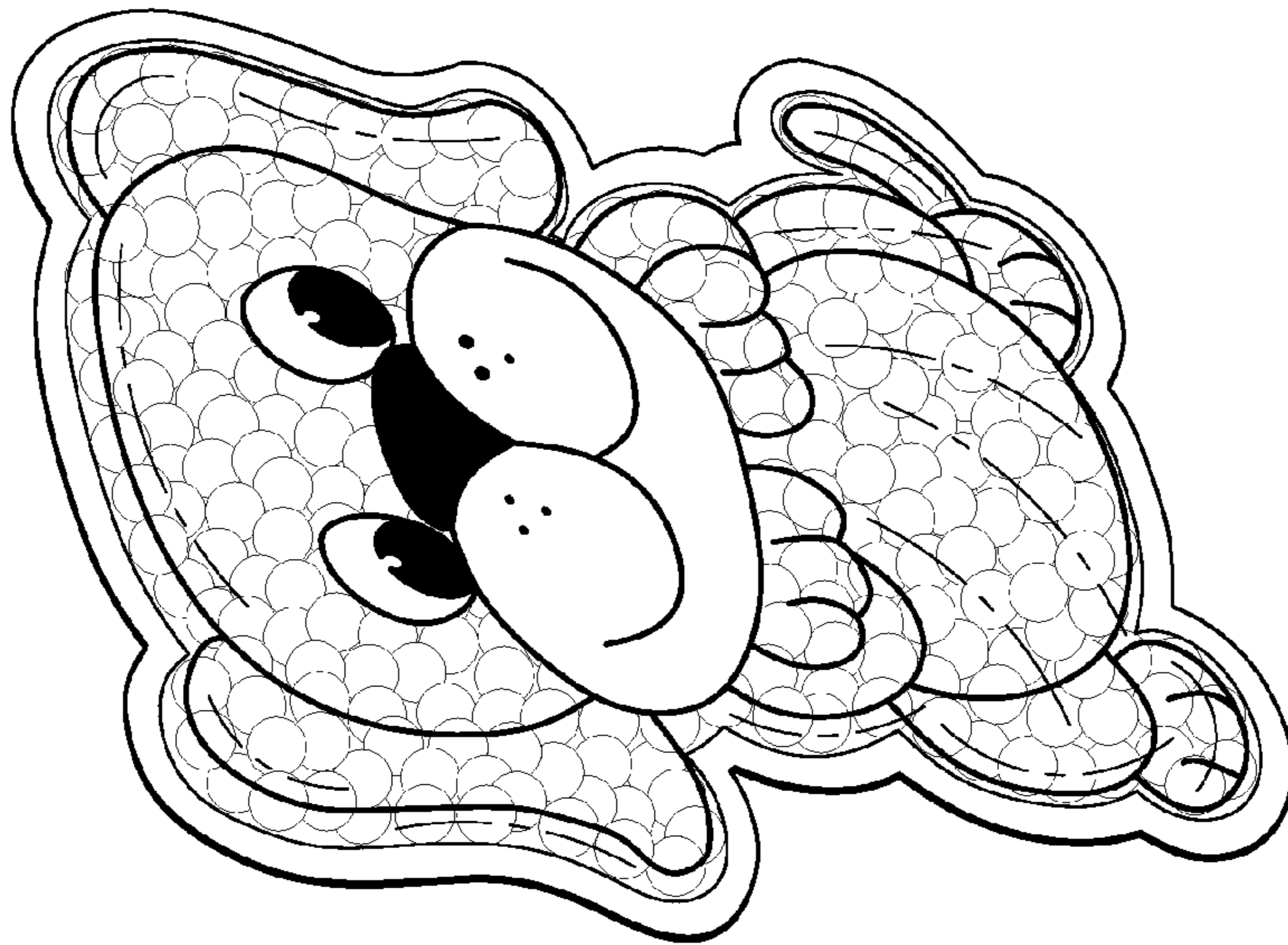


FIG. 1

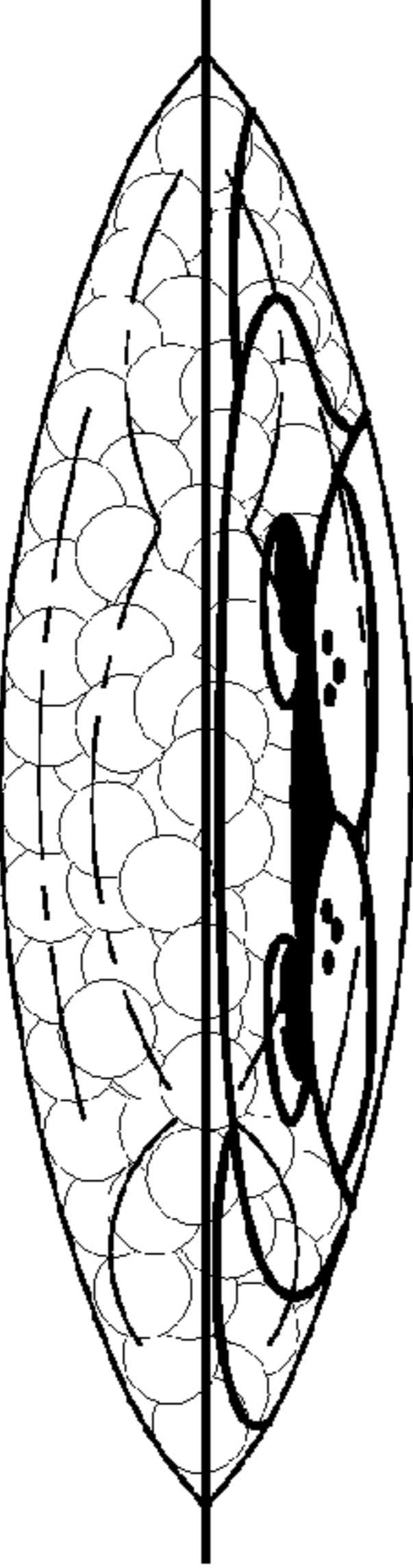


FIG. 6




FIG. 3

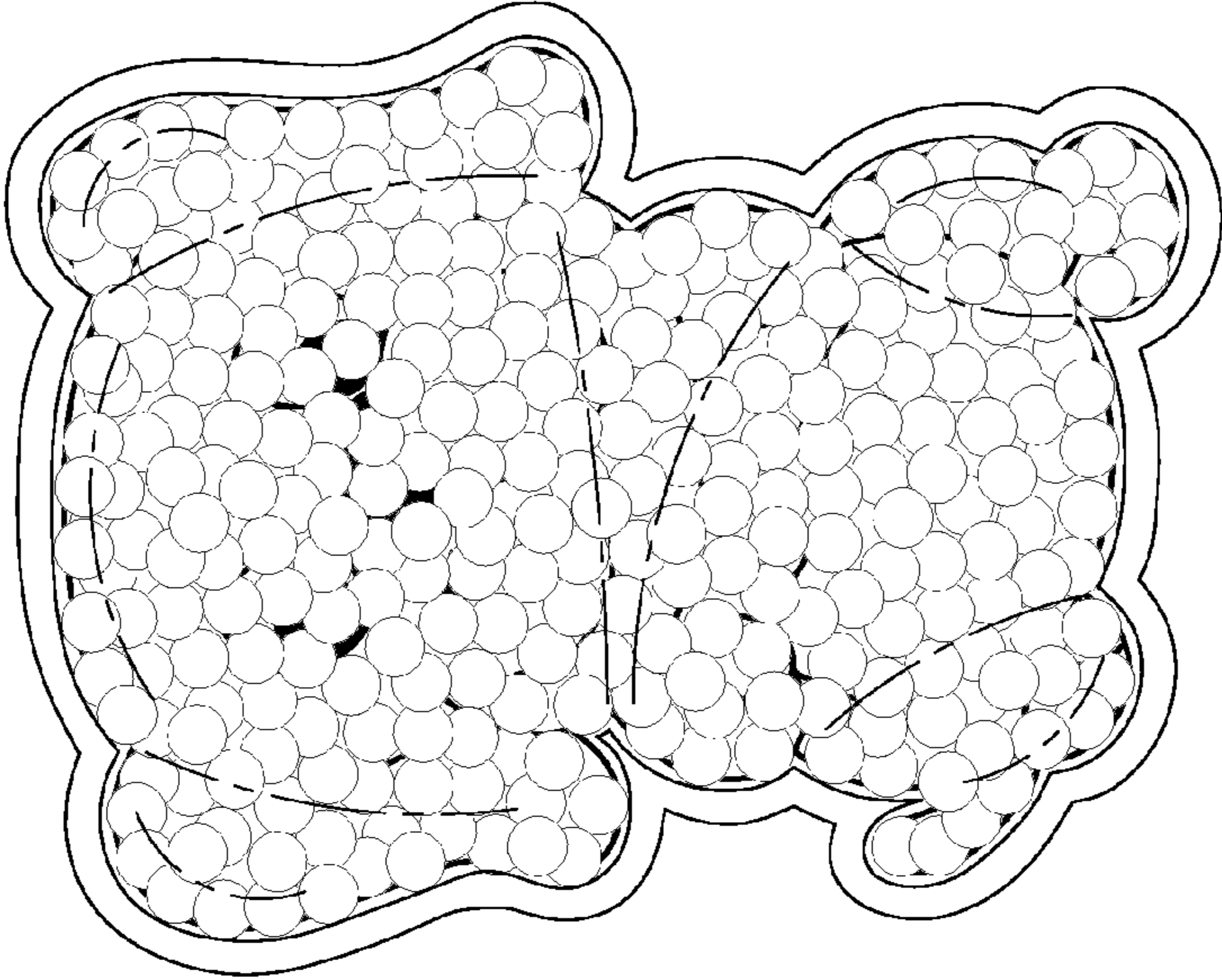


FIG. 4

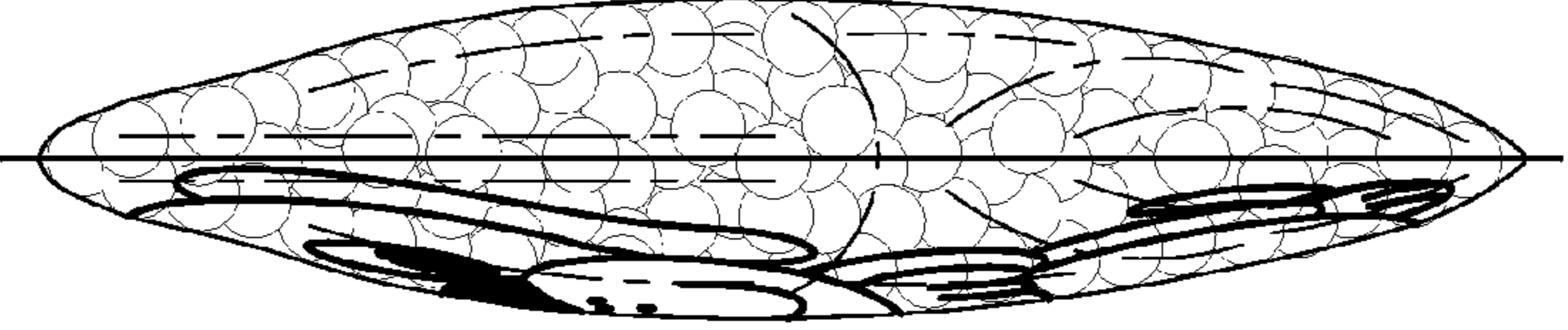


FIG. 5

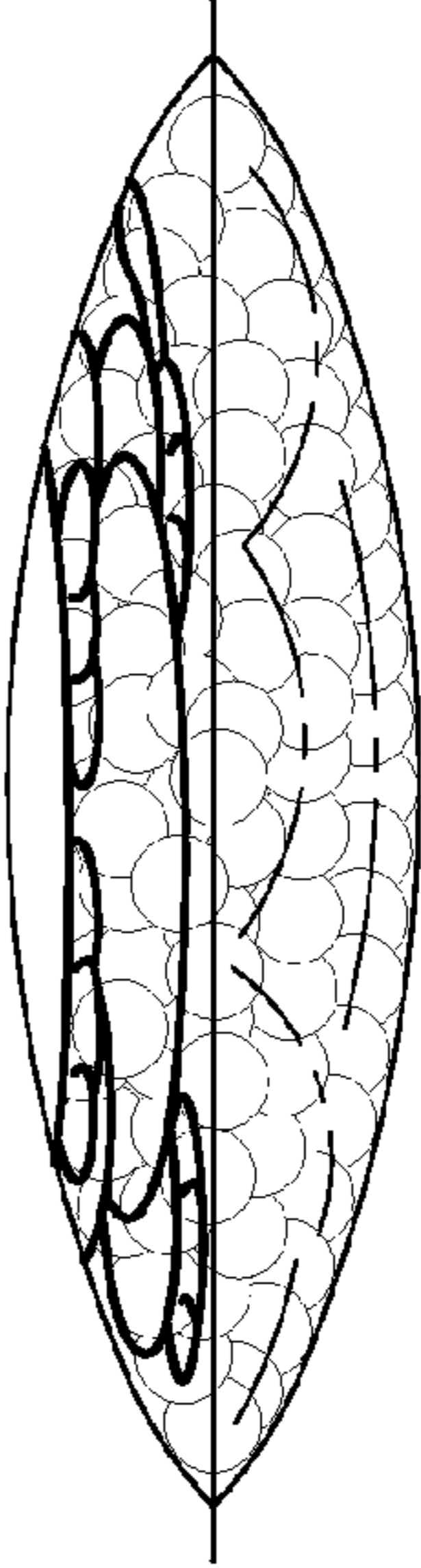


FIG. 7