



US00D660440S

(12) **United States Design Patent**  
**Roehrig et al.**

(10) **Patent No.:** **US D660,440 S**

(45) **Date of Patent:** **\*\* May 22, 2012**

(54) **DOUBLE BOX FOR PACIFIERS**

(75) Inventors: **Peter Roehrig**, Vienna (AT); **Christoph Pauschitz**, Vienna (AT)

(73) Assignee: **MAM Babyartikel Gesellschaft m.b.H.**, Vienna (AT)

(\*\*) Term: **14 Years**

(21) Appl. No.: **29/392,687**

(22) Filed: **May 25, 2011**

(30) **Foreign Application Priority Data**

Nov. 29, 2010 (EM) ..... 001786690-0001

(51) **LOC (9) Cl.** ..... **24-04**

(52) **U.S. Cl.** ..... **D24/194; D24/199; D3/294**

(58) **Field of Classification Search** ..... D24/193-194,  
D24/199; D3/269, 292, 294, 295; D7/605;  
D9/423, 424, 500, 503; 606/234-236; 215/11.6;  
15/104.92

See application file for complete search history.

(56) **References Cited**

**U.S. PATENT DOCUMENTS**

D106,777	S *	11/1937	Voigt et al.	.....	D3/294
D216,929	S *	3/1970	Schurman	.....	D3/294
4,417,613	A *	11/1983	Ryan et al.	.....	215/11.6
D285,656	S *	9/1986	Champion	.....	D9/503
D287,336	S *	12/1986	Roehrig	.....	D3/295
4,852,569	A *	8/1989	Sanders	.....	606/234
D307,226	S *	4/1990	Baker	.....	D7/605
D336,135	S *	6/1993	Alexander et al.	.....	D24/194
D339,423	S *	9/1993	Rohrig	.....	D24/193
D354,419	S *	1/1995	Kahl et al.	.....	D7/605
5,606,871	A *	3/1997	Hansen et al.	.....	62/457.5
D411,349	S *	6/1999	Johnstone	.....	D3/273

6,485,505	B1 *	11/2002	Vasquez	.....	606/234
6,708,363	B2 *	3/2004	Larsen	.....	15/104.92
D566,484	S *	4/2008	George	.....	D7/629
D586,557	S *	2/2009	Jalet	.....	D3/294
D592,399	S *	5/2009	Sage	.....	D3/295
D613,944	S *	4/2010	Molina	.....	D3/294
D637,813	S *	5/2011	Liang	.....	D3/294
D640,058	S *	6/2011	Molina	.....	D3/294
2012/0035655	A1 *	2/2012	Trocki	.....	606/236

\* cited by examiner

*Primary Examiner* — Susan E Krakower

(74) *Attorney, Agent, or Firm* — Abelman, Frayne & Schwab

(57) **CLAIM**

The ornamental design for a double box for pacifiers, as shown and described.

**DESCRIPTION**

FIG. 1 a perspective view of a double box for pacifiers according to our new design;

FIG. 2 a front view of the double box for pacifiers shown in FIG. 1;

FIG. 3 is a top plan view of the double box for pacifiers shown in FIG. 1;

FIG. 4 a bottom view of the double box for pacifiers shown in FIG. 1;

FIG. 5 a rear view of the double box for pacifiers shown in FIG. 1;

FIG. 6 a left side view of the double box for pacifiers shown in FIG. 1; and,

FIG. 7 a right side view of the double box for pacifiers shown in FIG. 1.

The broken lines illustrate portions of the double box for pacifiers which form no part of the claimed design.

**1 Claim, 7 Drawing Sheets**

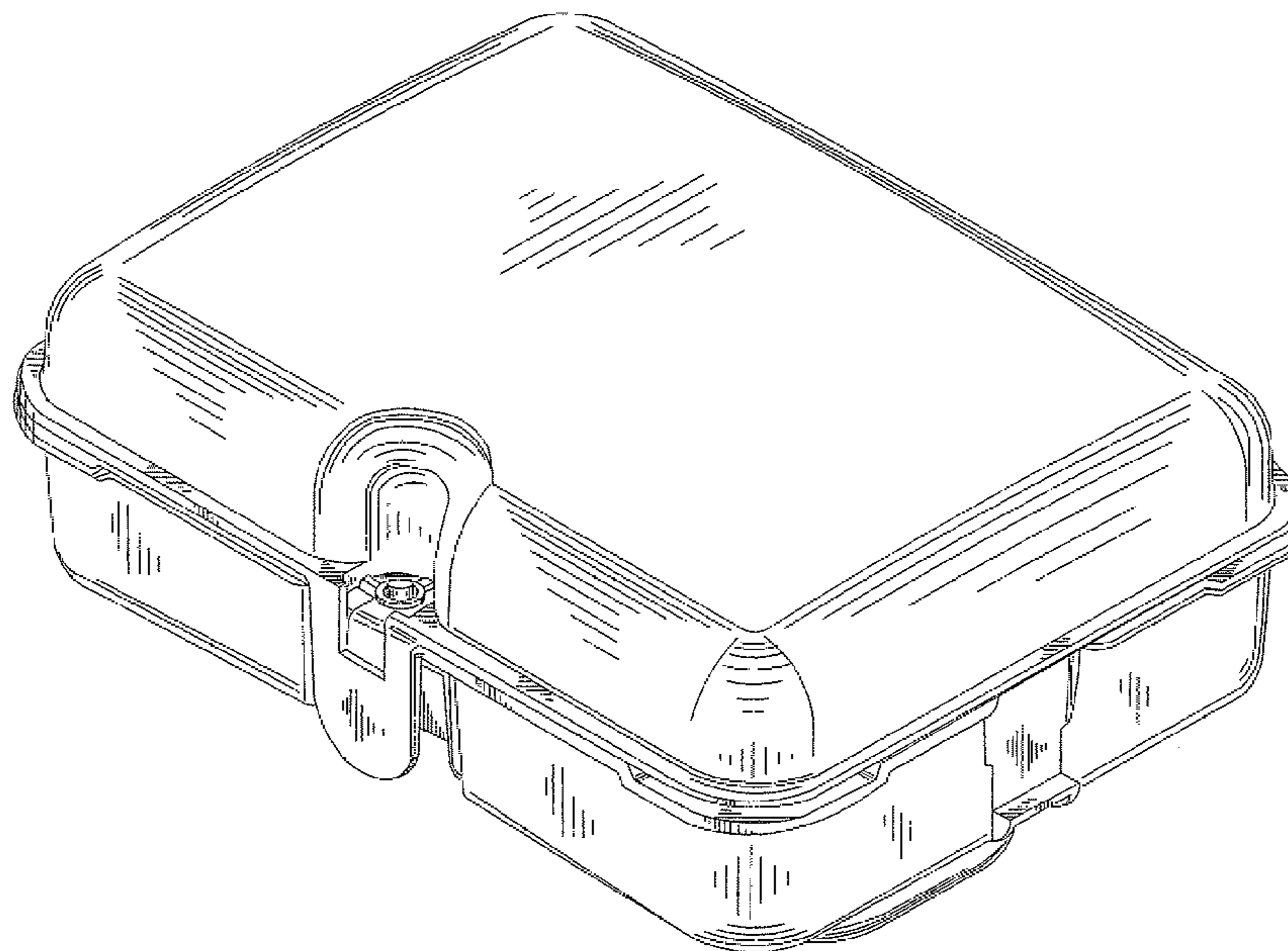


FIG. 1

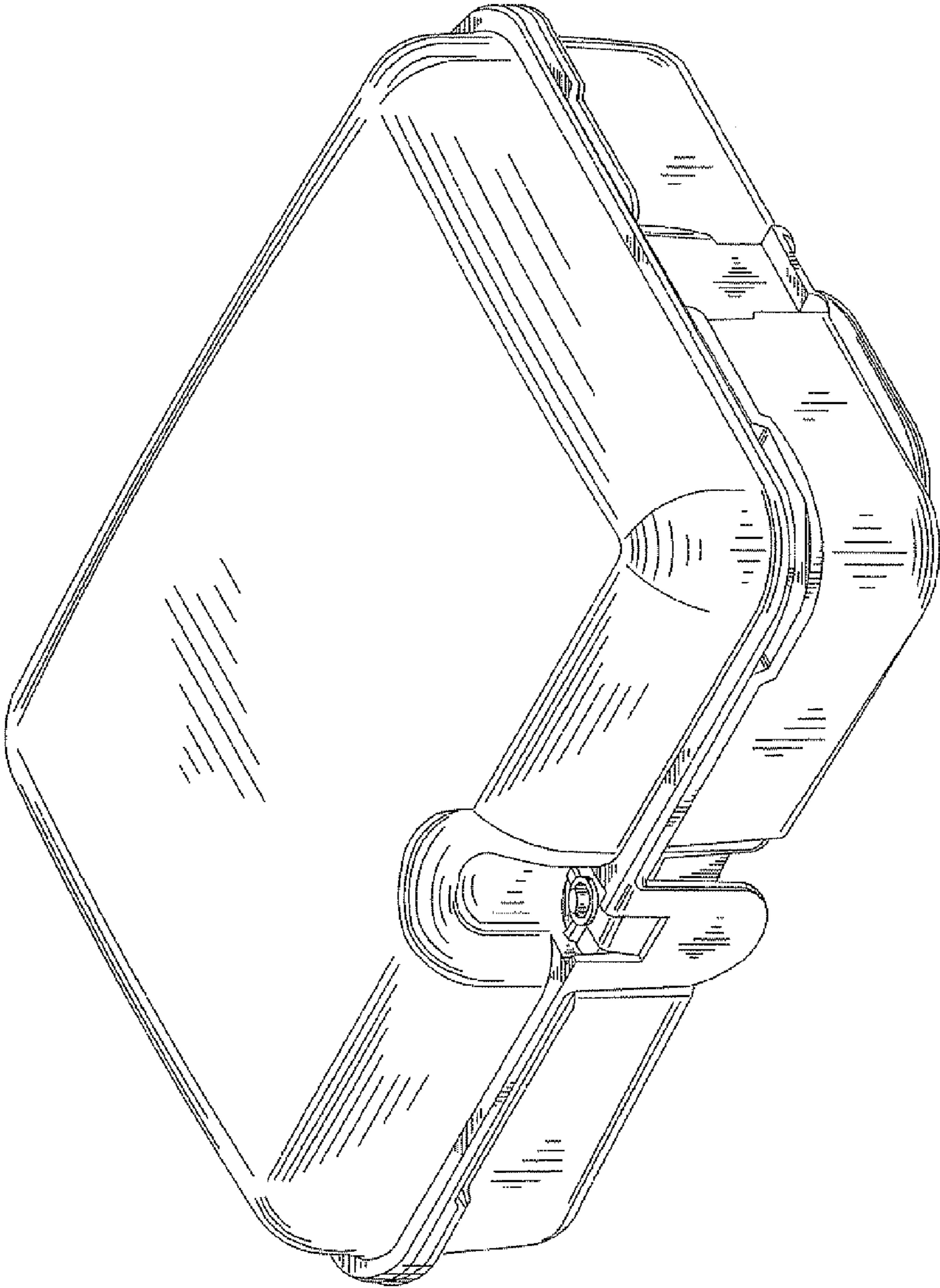


FIG. 2

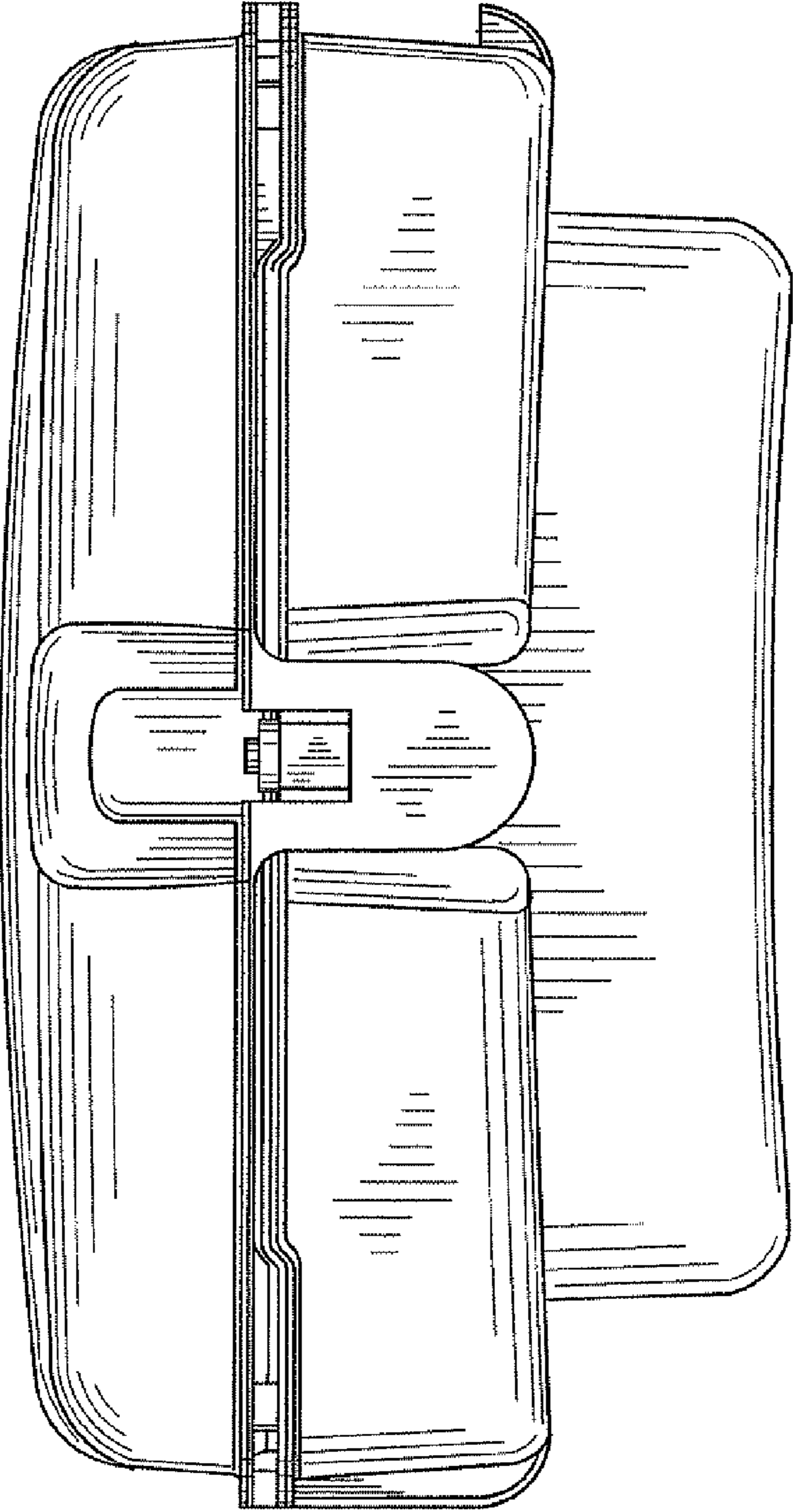


FIG. 3

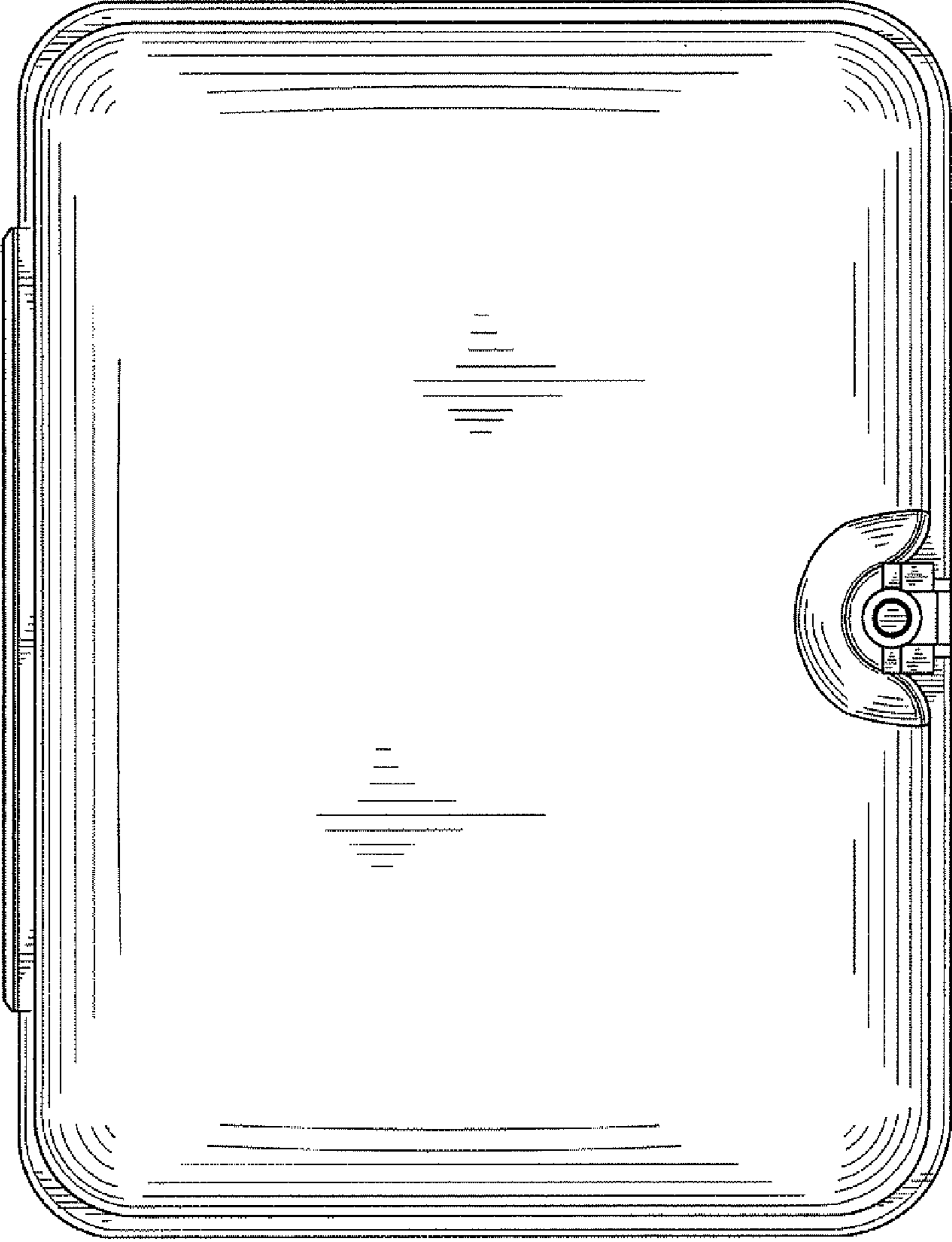


FIG. 4

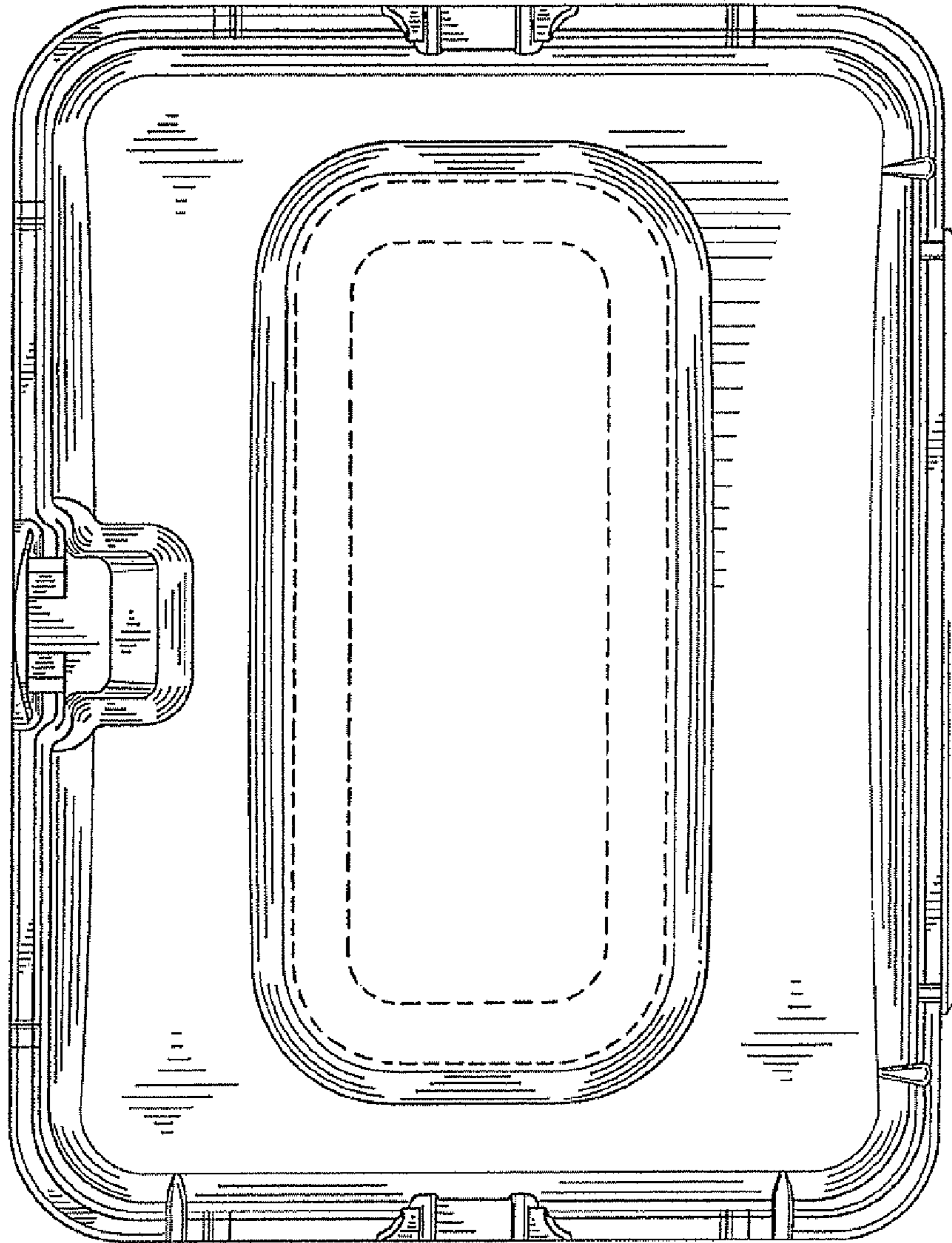


FIG. 5

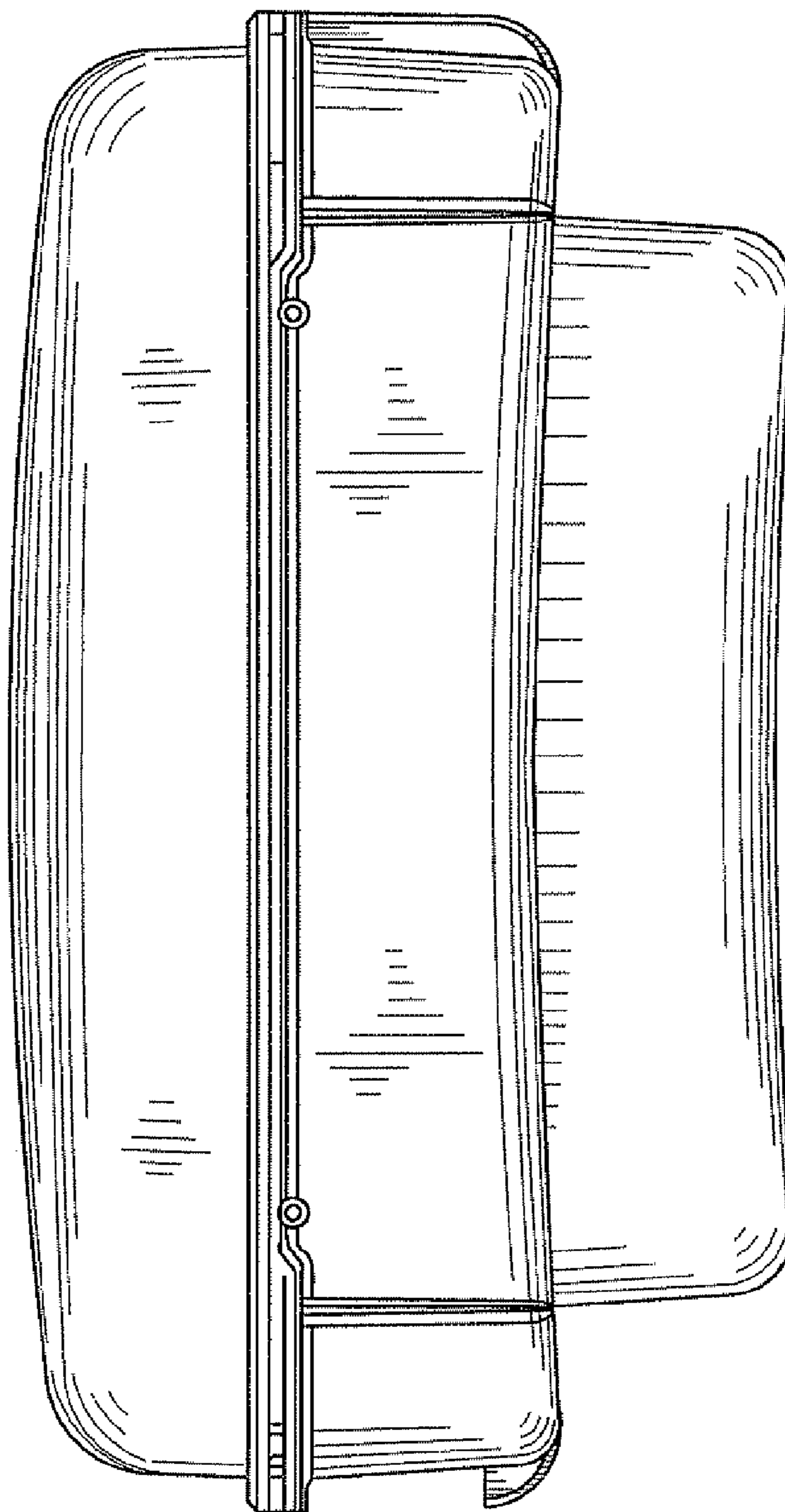


FIG. 6

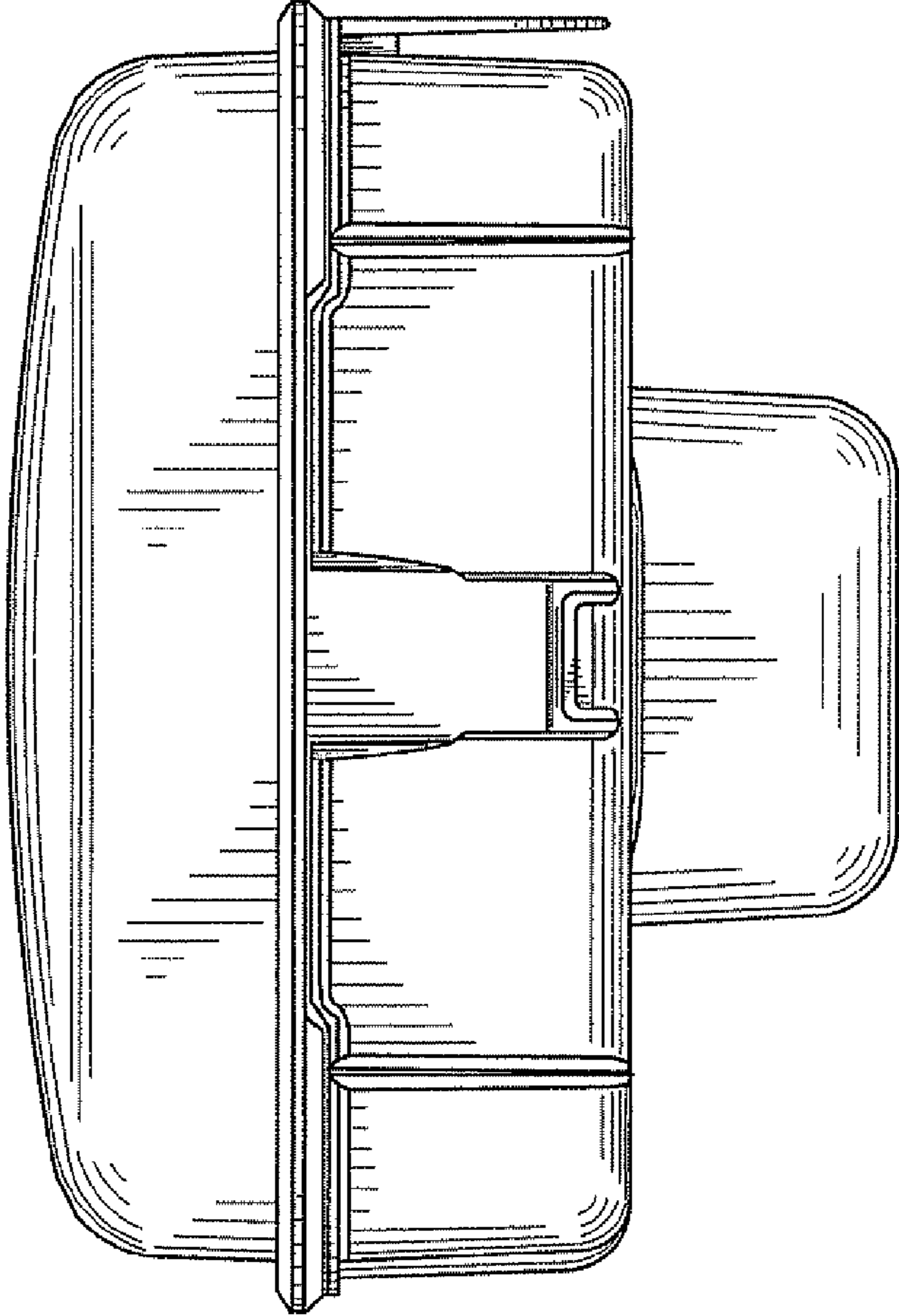


FIG. 7

