



US00D660430S

(12) **United States Design Patent**
Horning et al.

(10) **Patent No.:** **US D660,430 S**

(45) **Date of Patent:** **** May 22, 2012**

(54) **BIOPSY DEVICE**

(75) Inventors: **Julie A. Horning**, Loveland, OH (US);
Kathryn M. Dodd, Cincinnati, OH
(US); **John A. Hibner**, Mason, OH
(US); **Emmanuel V. Tanghal**, Mason,
OH (US)

(73) Assignee: **Devicor Medical Products, Inc.**,
Cincinnati, OH (US)

(**) Term: **14 Years**

(21) Appl. No.: **29/390,405**

(22) Filed: **Apr. 25, 2011**

(51) **LOC (9) Cl.** **24-02**

(52) **U.S. Cl.** **D24/146**

(58) **Field of Classification Search** D24/146,
D24/133, 147, 114; 606/170, 208, 207, 564,
606/566, 567

See application file for complete search history.

(56) **References Cited**

U.S. PATENT DOCUMENTS

5,184,625	A *	2/1993	Cottone et al.	600/564
D450,843	S *	11/2001	McGuckin et al.	D24/146
6,689,072	B2	2/2004	Kaplan et al.	
7,025,732	B2	4/2006	Thompson et al.	
7,854,706	B2 *	12/2010	Hibner	600/566
7,862,518	B2	1/2011	Parihar	
7,981,051	B2 *	7/2011	Quick et al.	600/566
7,988,642	B2	8/2011	Hardin et al.	
8,016,772	B2 *	9/2011	Heske et al.	600/566

2002/0151822	A1 *	10/2002	Burdorff et al.	600/568
2005/0085838	A1 *	4/2005	Thompson et al.	606/170
2006/0129063	A1 *	6/2006	Thompson et al.	600/566
2007/0032743	A1 *	2/2007	Hibner	600/566
2008/0200836	A1 *	8/2008	Speeg et al.	600/567

OTHER PUBLICATIONS

U.S. Appl. No. 12/959,506, filed Dec. 3, 2010, Hibner et al.

* cited by examiner

Primary Examiner — Ian Simmons

Assistant Examiner — Carissa C Fitts

(74) *Attorney, Agent, or Firm* — Frost Brown Todd LLC

(57) **CLAIM**

The ornamental design for a biopsy device, as shown and described.

DESCRIPTION

FIG. 1 is a top perspective view of a biopsy device, showing our new design;

FIG. 2 is a bottom perspective view thereof;

FIG. 3 is a front elevation view thereof;

FIG. 4 is a rear elevation view thereof;

FIG. 5 is a right elevation view thereof;

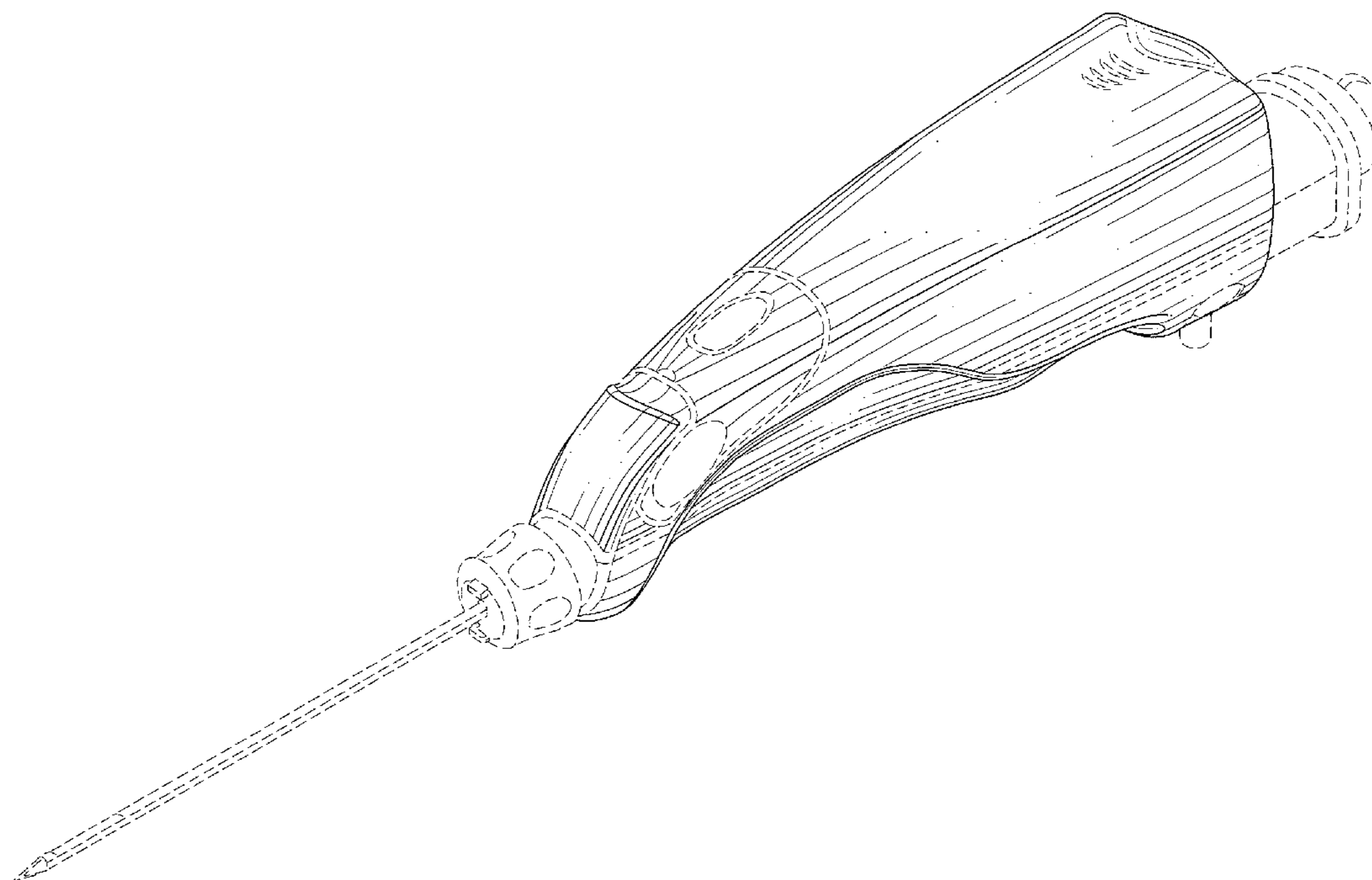
FIG. 6 is a left elevation view thereof;

FIG. 7 is a top plan view thereof; and,

FIG. 8 is a bottom plan view thereof.

The needle assembly, collection assembly, device stands, speaker apertures, soft buttons, and icon regions shown in broken lines are unclaimed subject matter and form no part of the claimed design.

1 Claim, 5 Drawing Sheets



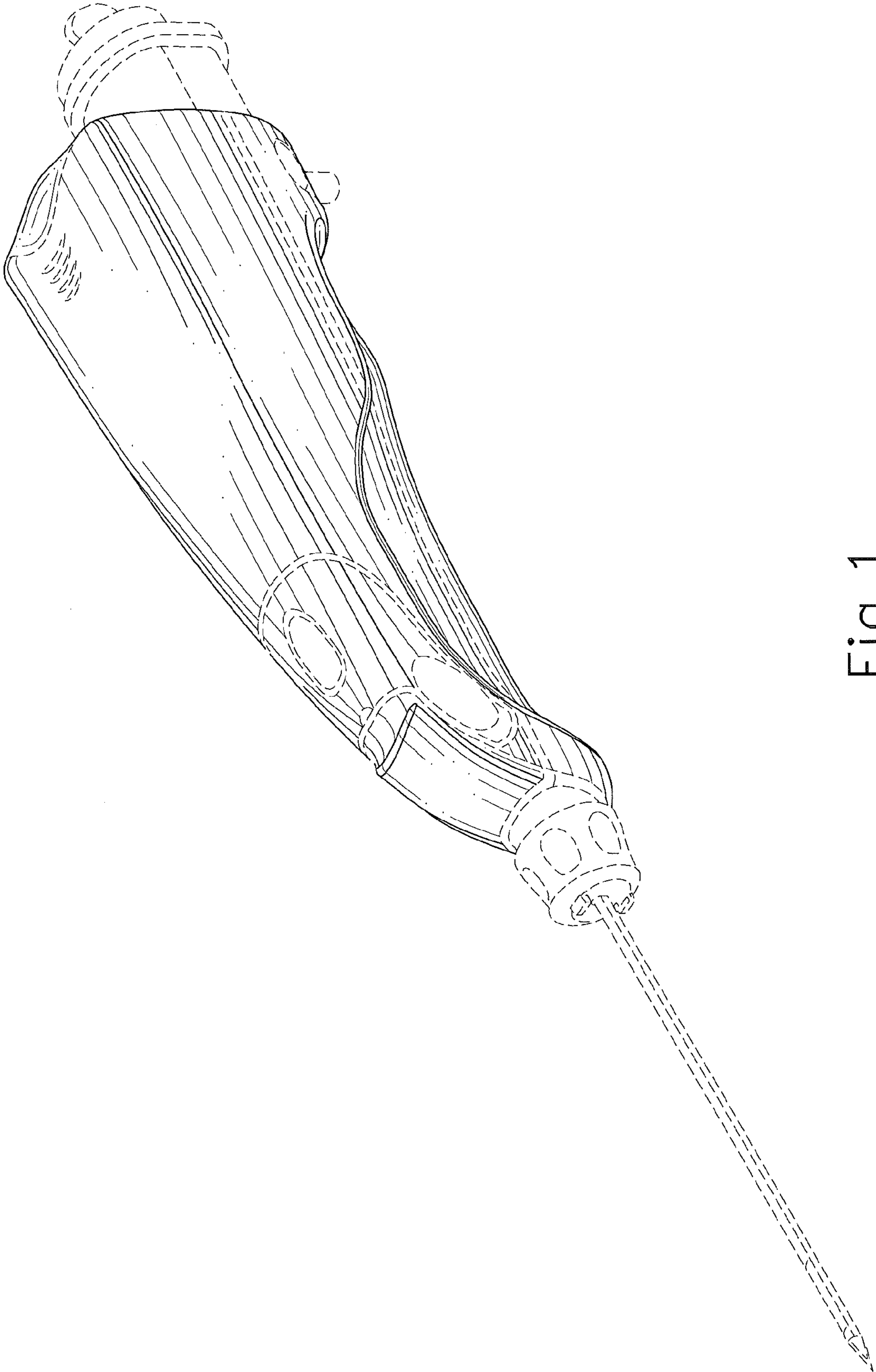


Fig. 1

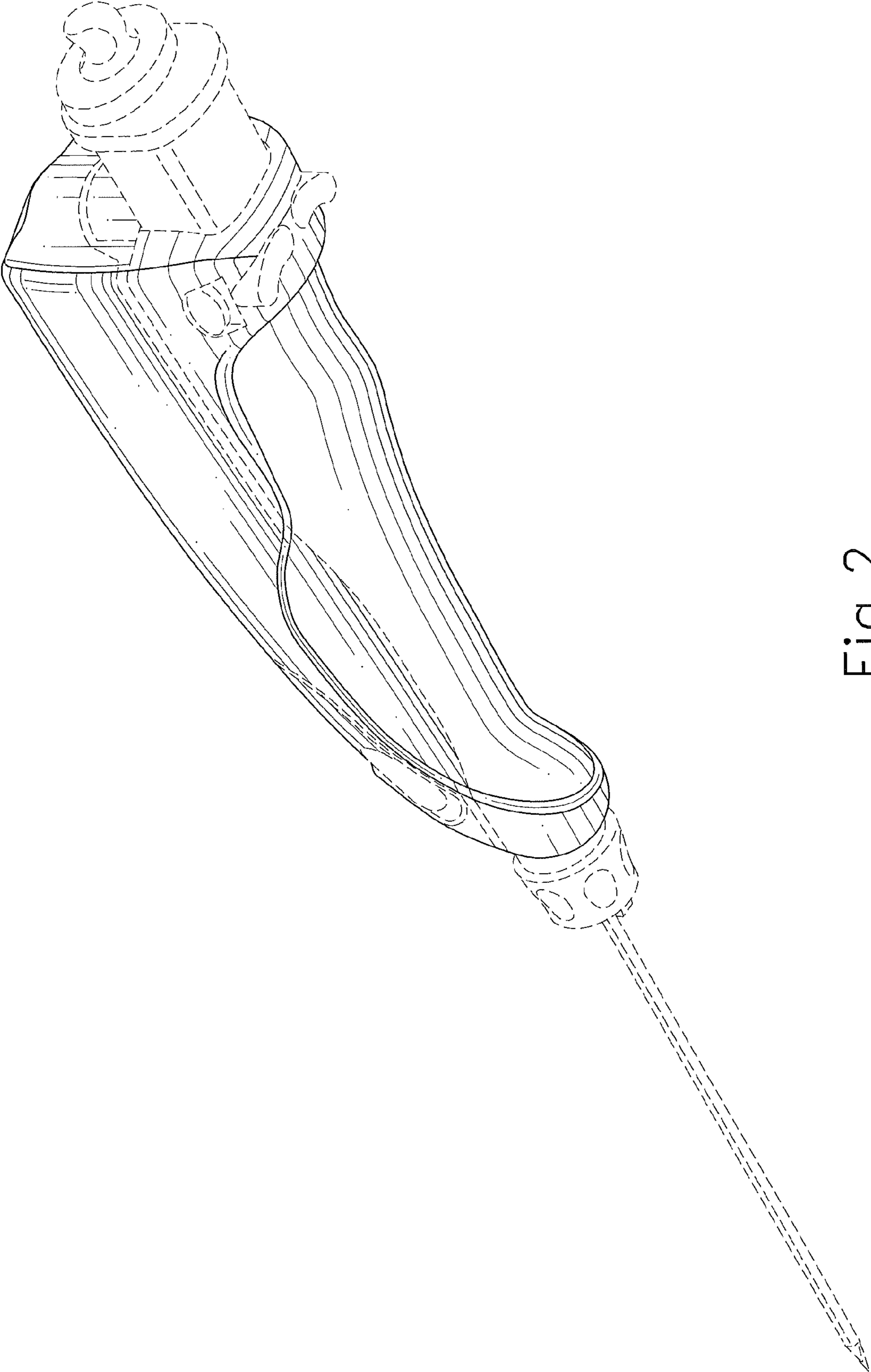


Fig. 2

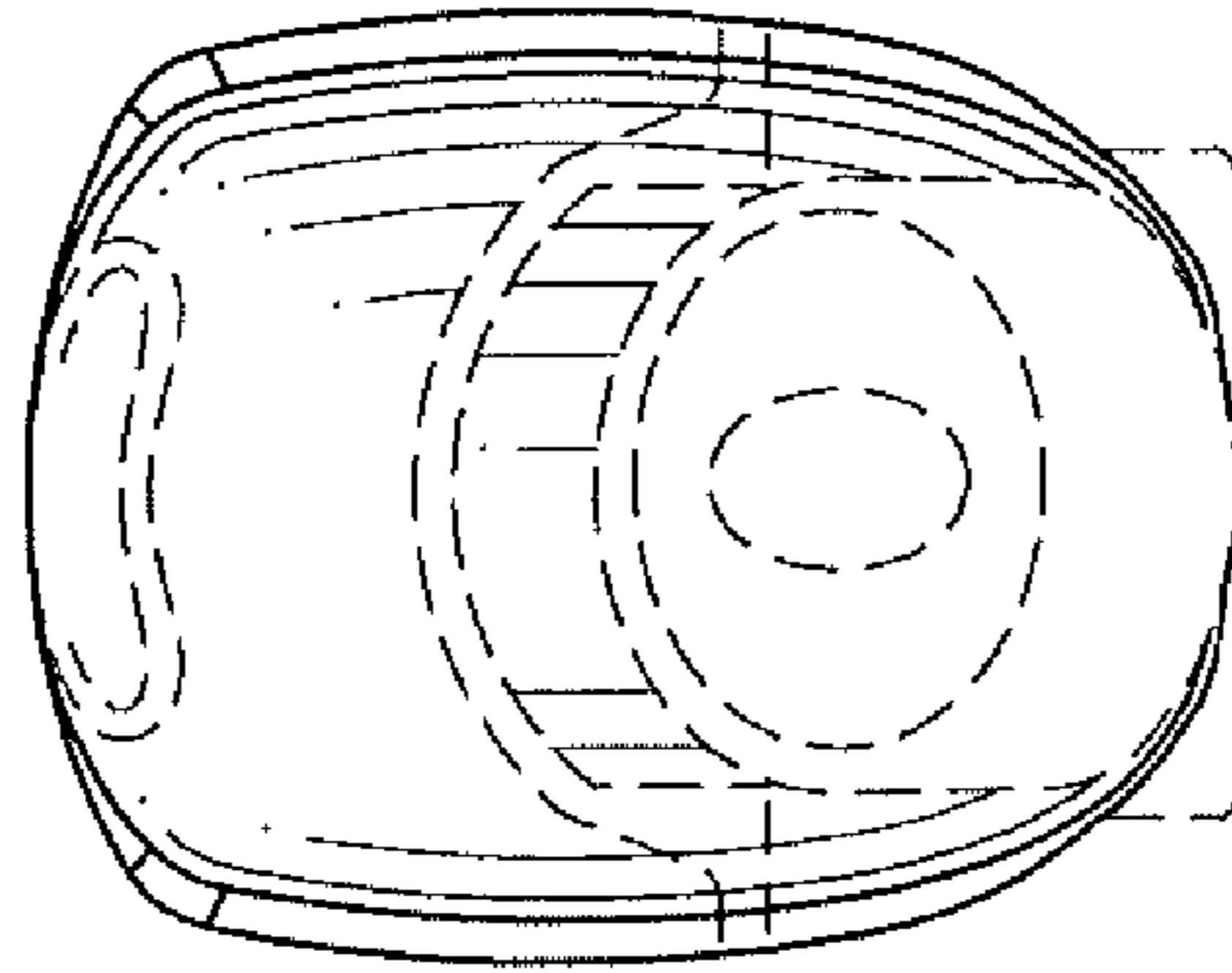


Fig. 4

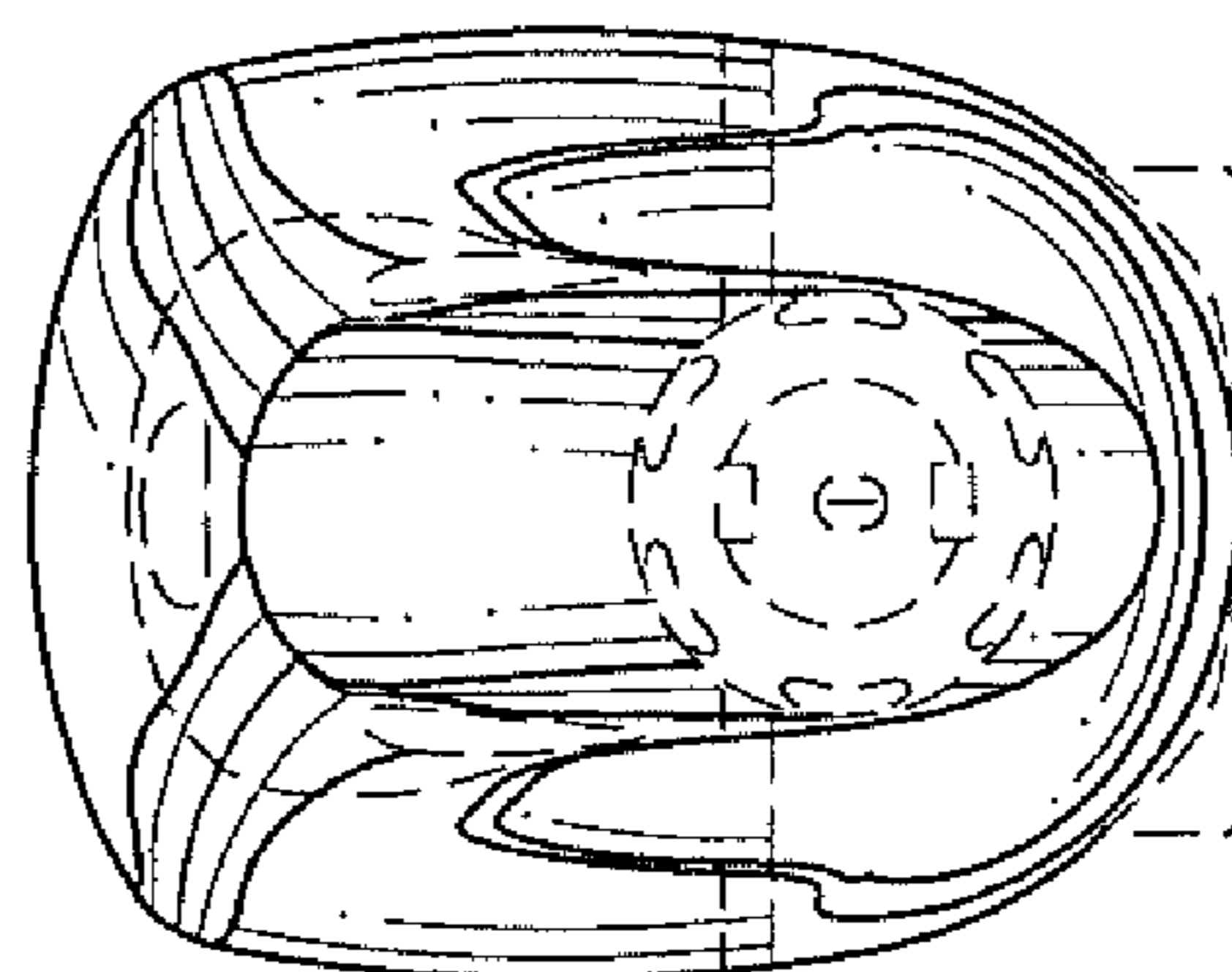


Fig. 3

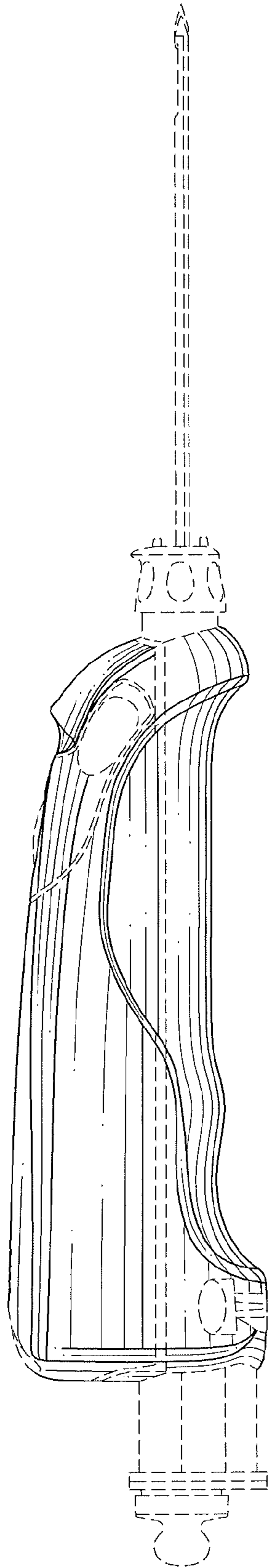


Fig. 5

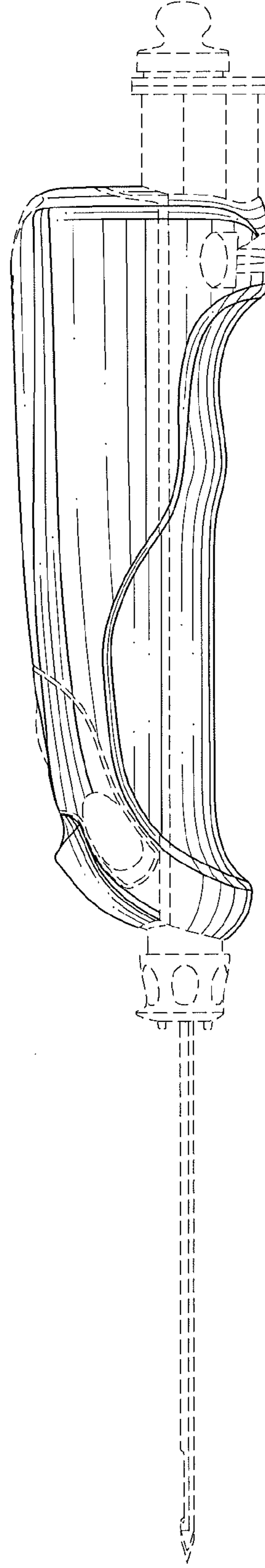


Fig. 6

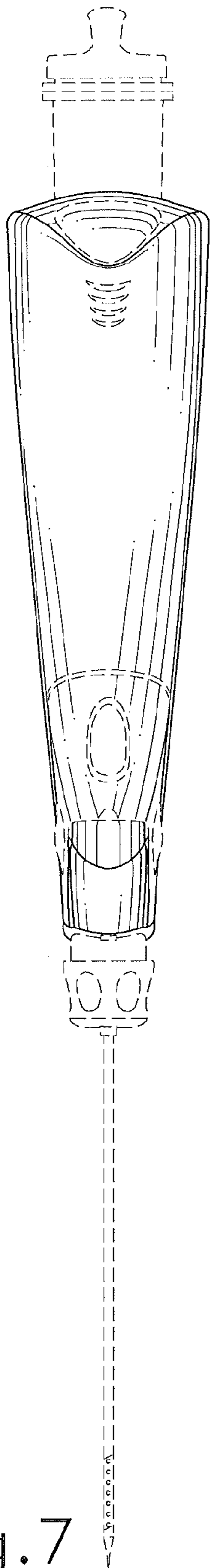


Fig. 7

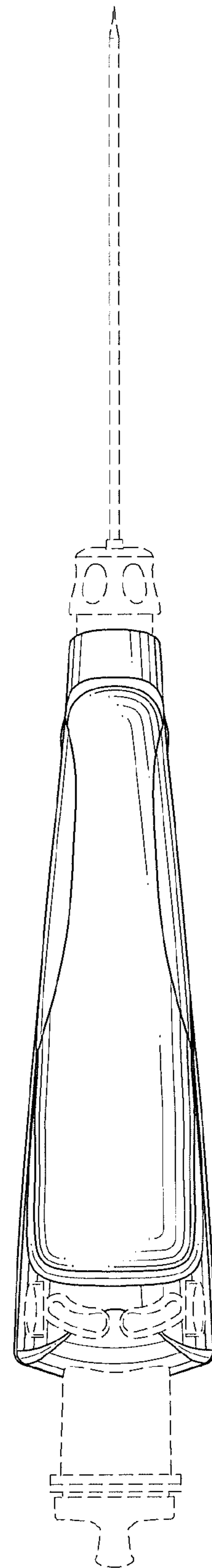


Fig. 8