



US00D660424S

(12) **United States Design Patent**
Stoller

(10) **Patent No.:** **US D660,424 S**

(45) **Date of Patent:** **** May 22, 2012**

(54) **STETHOSCOPE CLEANER**

(76) Inventor: **Chad Alan Stoller**, Allendale, MI (US)

(**) Term: **14 Years**

(21) Appl. No.: **29/337,914**

(22) Filed: **Jun. 1, 2009**

(51) **LOC (9) Cl.** **24-02**

(52) **U.S. Cl.** **D24/134**

(58) **Field of Classification Search** D24/134,
D24/105, 106; 181/131; 600/528; D4/120;
D32/40

See application file for complete search history.

(56) **References Cited**

U.S. PATENT DOCUMENTS

4,871,046	A *	10/1989	Turner	181/131
5,448,025	A *	9/1995	Stark et al.	181/131
5,466,898	A	11/1995	Gilbert et al.	181/131
5,641,464	A	6/1997	Briggs, III et al.	422/300
5,808,244	A *	9/1998	Knight et al.	181/131
5,813,992	A	9/1998	Henwood	600/528
5,892,233	A	4/1999	Clement	250/455.11
6,018,835	A	2/2000	Schonfeld	15/97.1
6,467,568	B1	10/2002	Kemper	181/131
7,117,971	B1 *	10/2006	Cornacchia	181/131
7,282,177	B2	10/2007	Castaneda	422/28
7,282,186	B2	10/2007	Lake, Jr. et al.	422/300

7,311,461	B2	12/2007	Bosworth, Sr. et al.	401/199
7,322,135	B2	1/2008	Gulati	40/316
7,806,267	B2 *	10/2010	Pack-Walden et al.	206/438

* cited by examiner

Primary Examiner — Ian Simmons

Assistant Examiner — Charles Hanson

(74) *Attorney, Agent, or Firm* — Fennemore Craig, P.C.

(57) **CLAIM**

The ornamental design for a stethoscope cleaner, as shown and described.

DESCRIPTION

FIG. 1 is an illustrative perspective view of a stethoscope cleaner in an unfolded position;

FIG. 2 is a top view of the unfolded stethoscope cleaner of FIG. 1;

FIG. 3 is a front view thereof;

FIG. 4 is a side view thereof;

FIG. 5 is an illustrative perspective front, top, and side view of the folded stethoscope cleaner;

FIG. 6 is a top view of the folded stethoscope cleaner of FIG. 5;

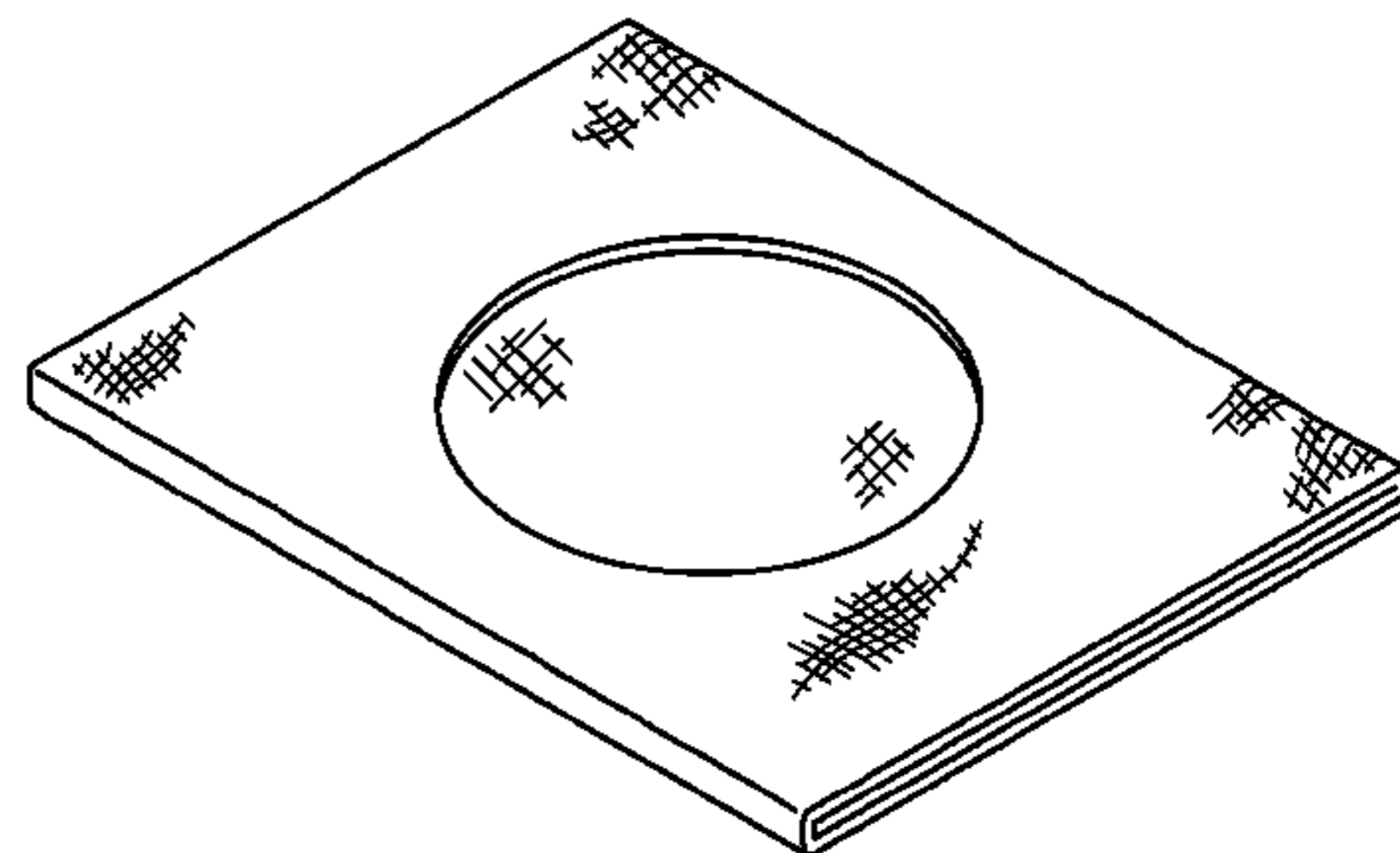
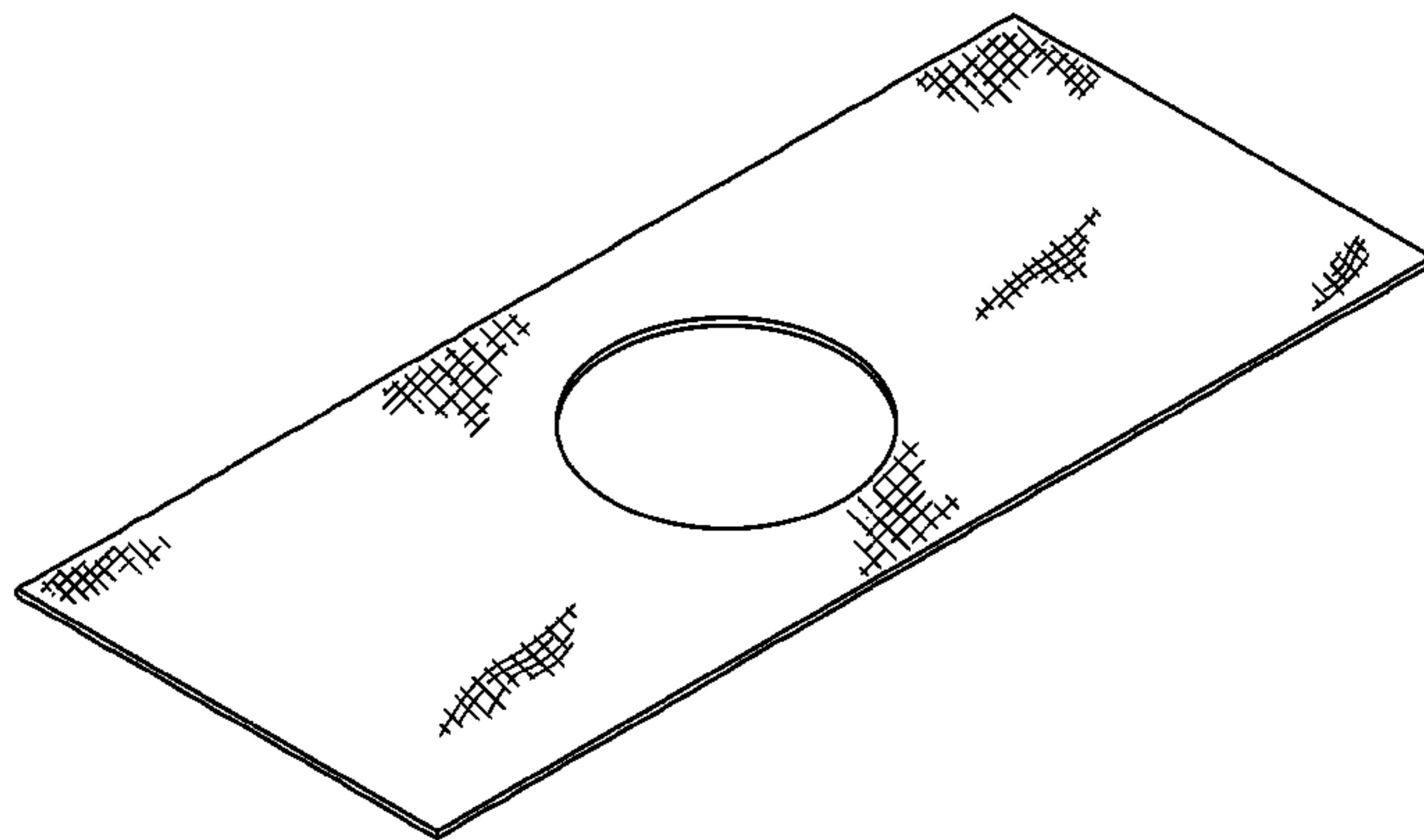
FIG. 7 is a back view a side view thereof;

FIG. 8 is a side view of thereof;

FIG. 9 is a front view thereof; and,

FIG. 10 is a bottom view thereof.

1 Claim, 4 Drawing Sheets



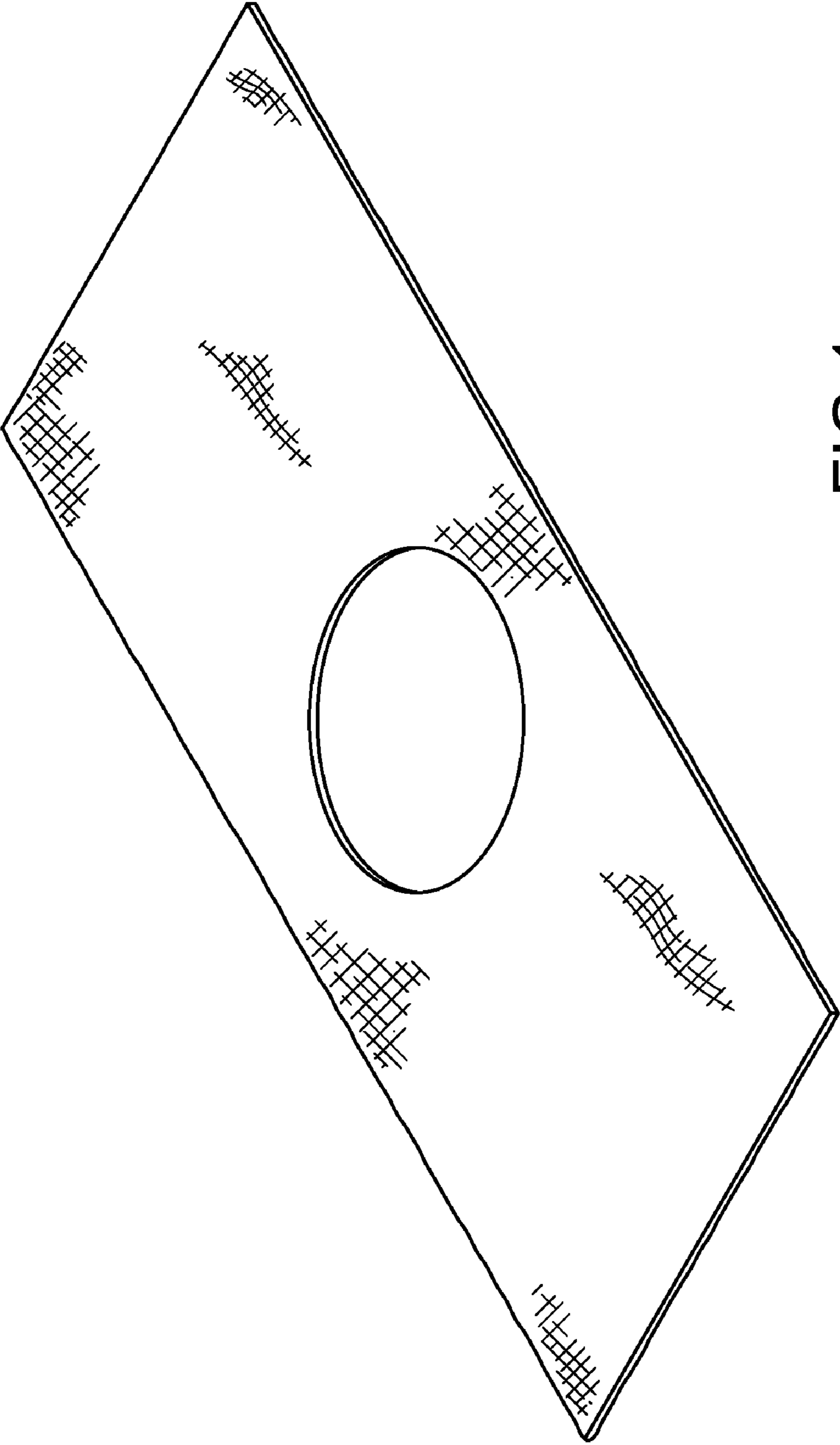


FIG.1

FIG.2

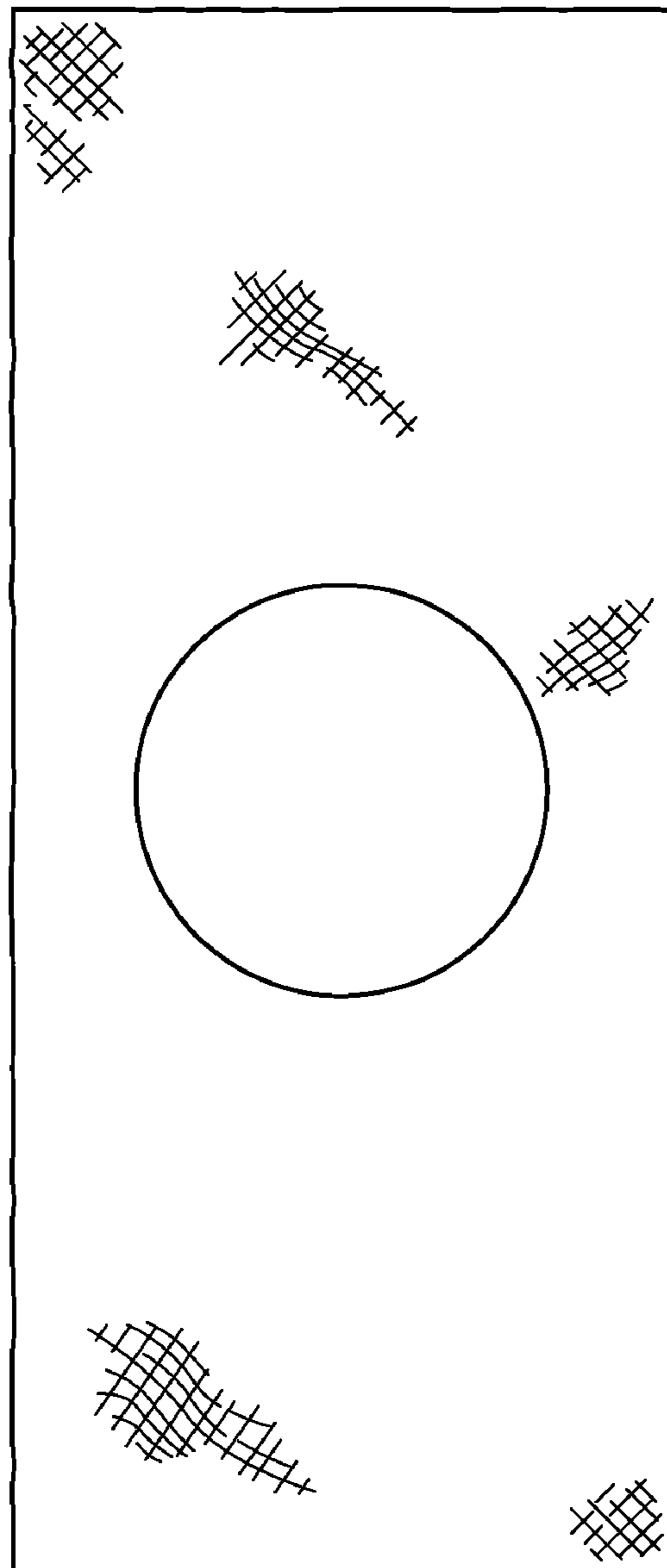
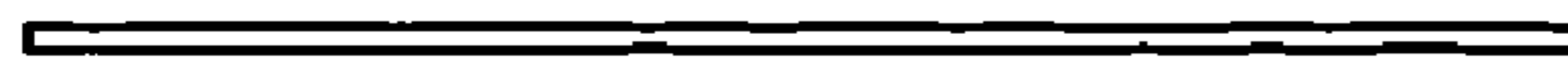


FIG.3



FIG.4

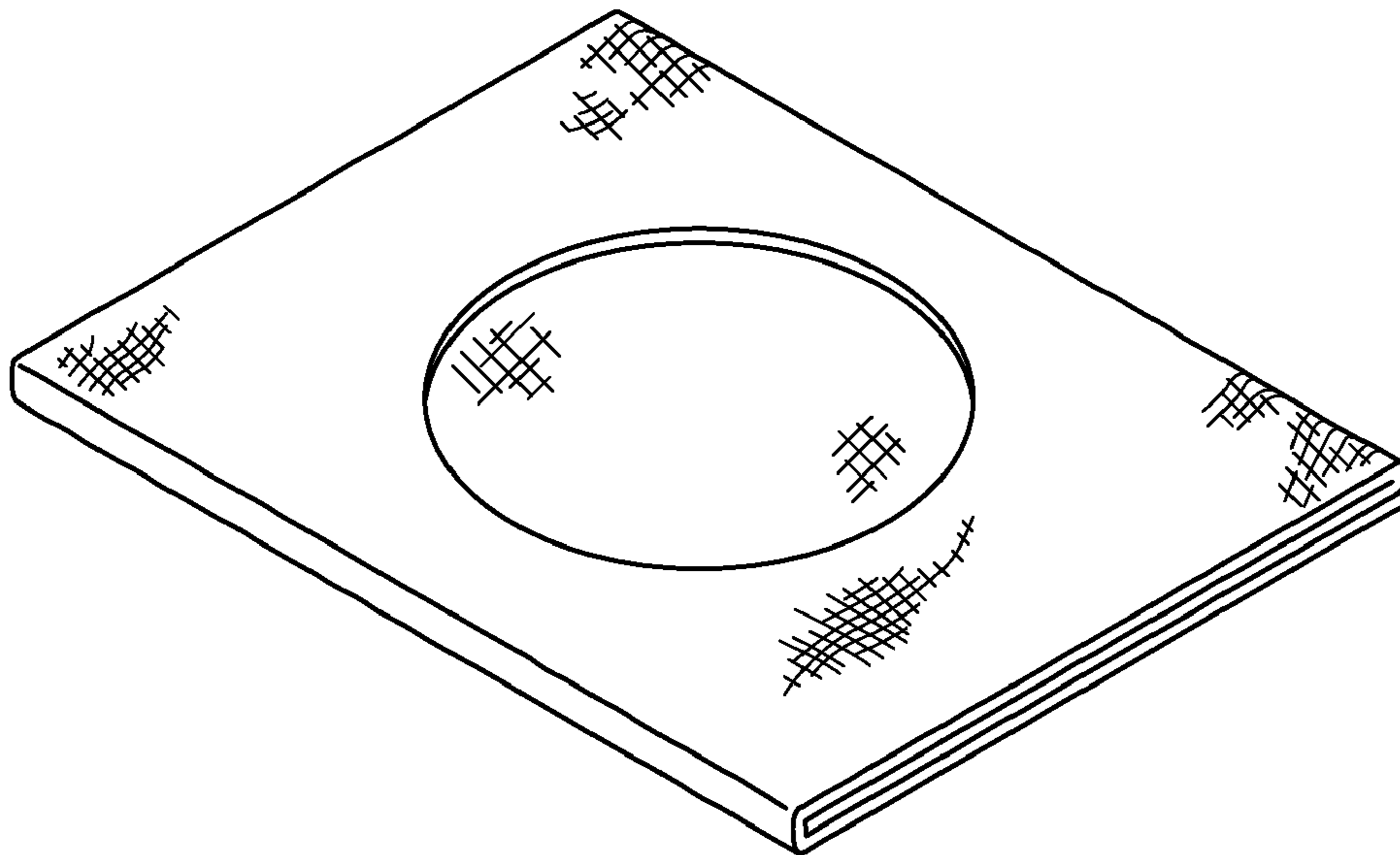


FIG.5



FIG. 6




FIG. 7




FIG. 8

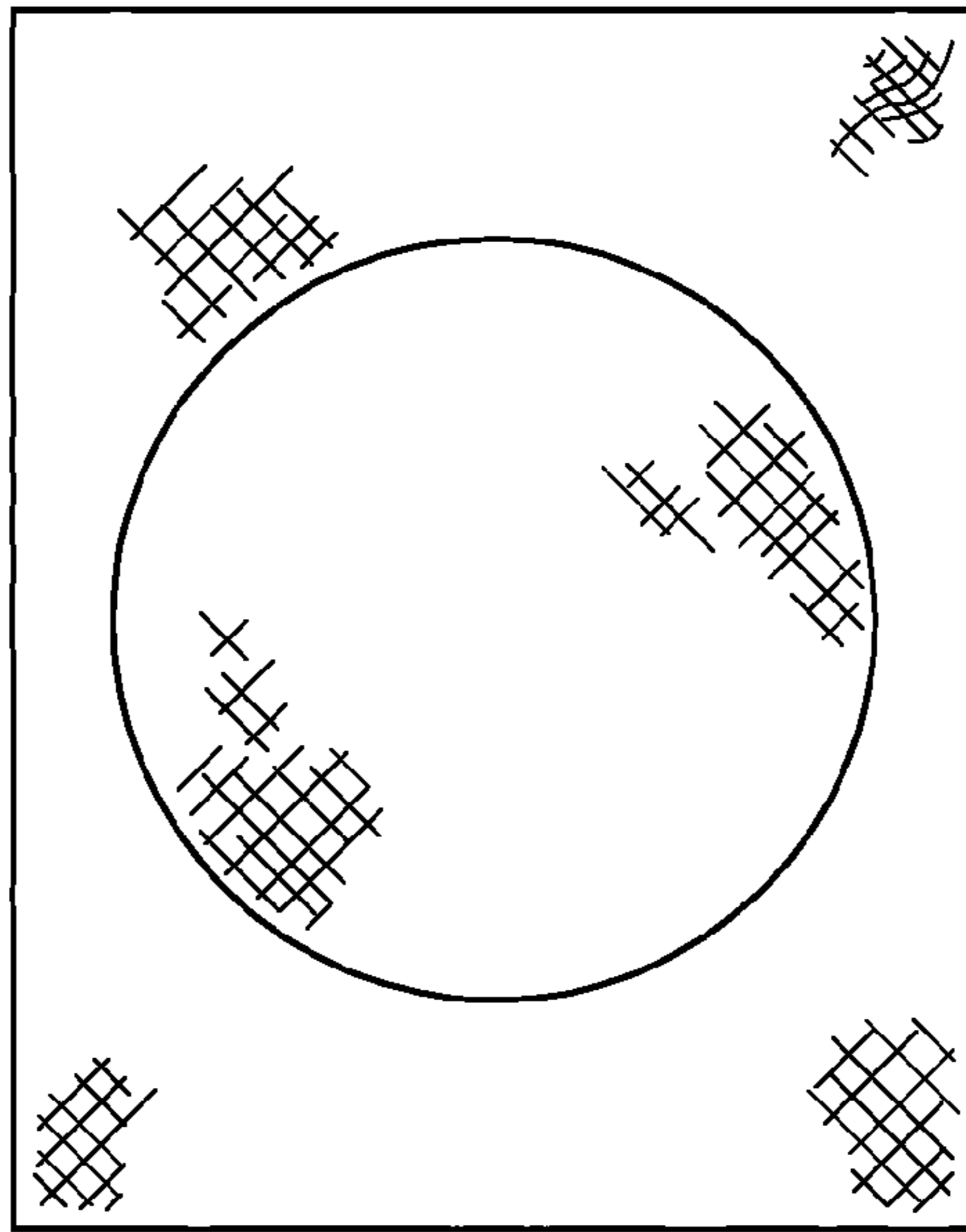


FIG. 9



FIG. 10