



US00D660421S

(12) **United States Design Patent**  
**Miller et al.**

(10) **Patent No.:** **US D660,421 S**

(45) **Date of Patent:** **\*\* May 22, 2012**

(54) **TOOL GRIP**

(75) Inventors: **Robert F. Miller**, Grafton, WI (US);  
**Robert Bast**, Sheboygan Falls, WI (US)

(73) Assignee: **Gauthier Biomedical Inc.**, Grafton, WI (US)

(\*\*) Term: **14 Years**

(21) Appl. No.: **29/376,228**

(22) Filed: **Oct. 4, 2010**

(51) **LOC (9) Cl.** ..... **24-02**

(52) **U.S. Cl.** ..... **D24/133; D24/145**

(58) **Field of Classification Search** ..... D24/127-129,  
D24/133, 145-147; D8/70, 82-87, 107,  
D8/313, 321; D4/138; D19/55; 16/110.1,  
16/409-411, 421, 430; 81/60, 177.1, 177.2,  
81/177.3, 177.7, 436-440, 489; 600/131,  
600/138; 606/86 A, 86 B, 86 R, 104, 185-186;  
362/119-120

See application file for complete search history.

(56) **References Cited**

**U.S. PATENT DOCUMENTS**

4,890,355	A *	1/1990	Schulten	16/421
4,941,232	A *	7/1990	Decker et al.	16/421
D458,679	S *	6/2002	Thompson et al.	D24/133
D466,390	S *	12/2002	Hung	D8/107
D482,259	S *	11/2003	Chen	D8/107
D526,184	S *	8/2006	Yu et al.	D8/107

D546,659	S *	7/2007	Smith	D8/321
D573,866	S *	7/2008	Smith	D8/107
D598,095	S *	8/2009	Hansen	D24/133
D631,960	S *	2/2011	Myers	D24/133
D641,467	S *	7/2011	Amann	D24/129
2010/0180732	A1 *	7/2010	Gauthier et al.	81/60

**OTHER PUBLICATIONS**

Ortho-GripR Silicone Instrument Handles "Axial Handles", "Pen Grip Handle", copyright 2011. 2 pages. Viewed May 27, 2011. <URL: <http://www.teleflexmedicaloem.com>.\*

\* cited by examiner

*Primary Examiner* — Wan Laymon

(74) *Attorney, Agent, or Firm* — Boyle Fredrickson, S.C.

(57) **CLAIM**

The ornamental design for a tool grip, as shown and described.

**DESCRIPTION**

FIG. 1 is an isometric view of a tool grip showing our new design;

FIG. 2 is a front elevation view thereof;

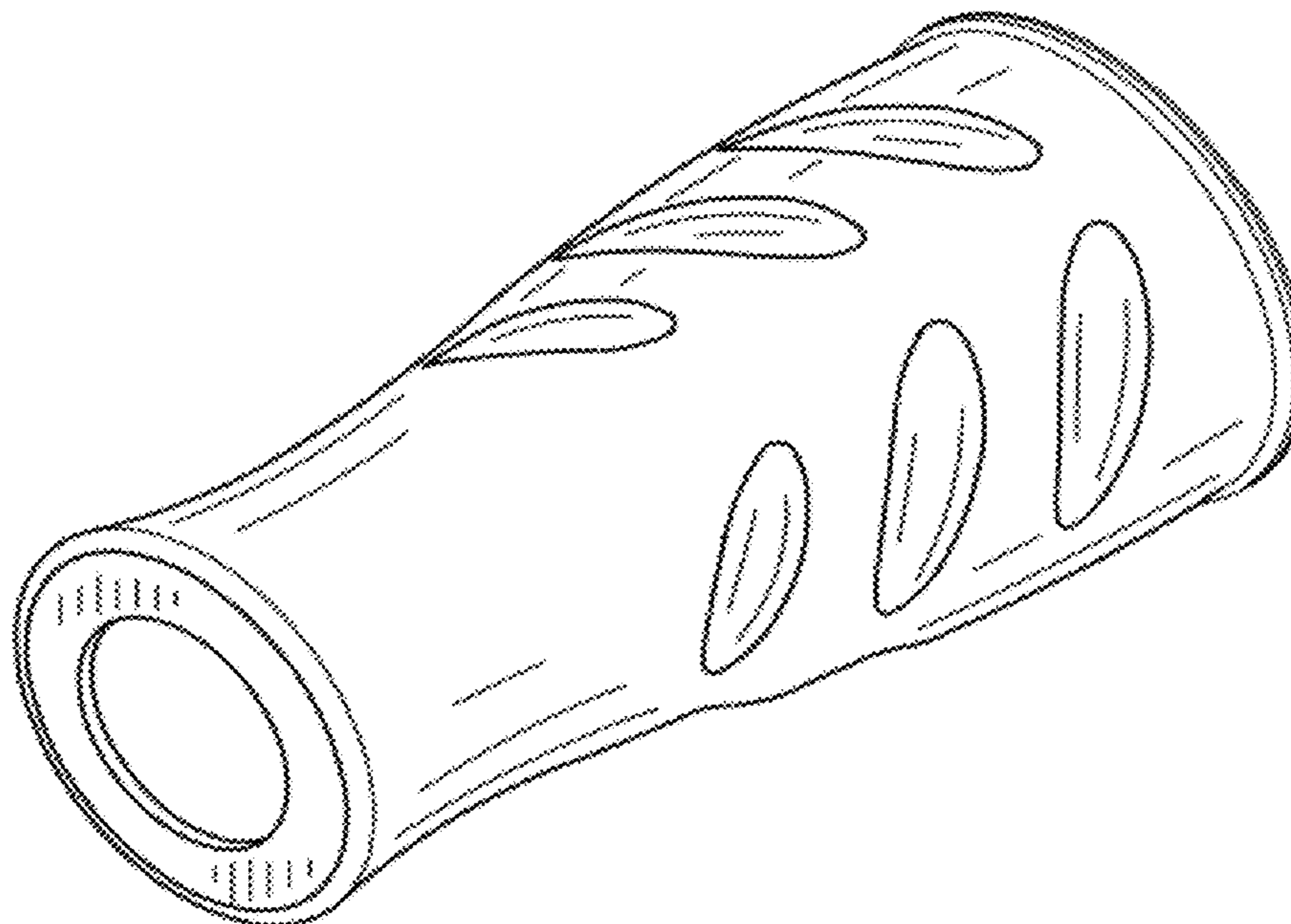
FIG. 3 is a rear elevation view thereof;

FIG. 4 is a top plan view thereof, the bottom plan view being a mirror image thereof; and,

FIG. 5 is a right side elevation view thereof, the left side view being a mirror image thereof.

Portions of the tool grip shown in broken lines form no part of the claimed design.

**1 Claim, 5 Drawing Sheets**



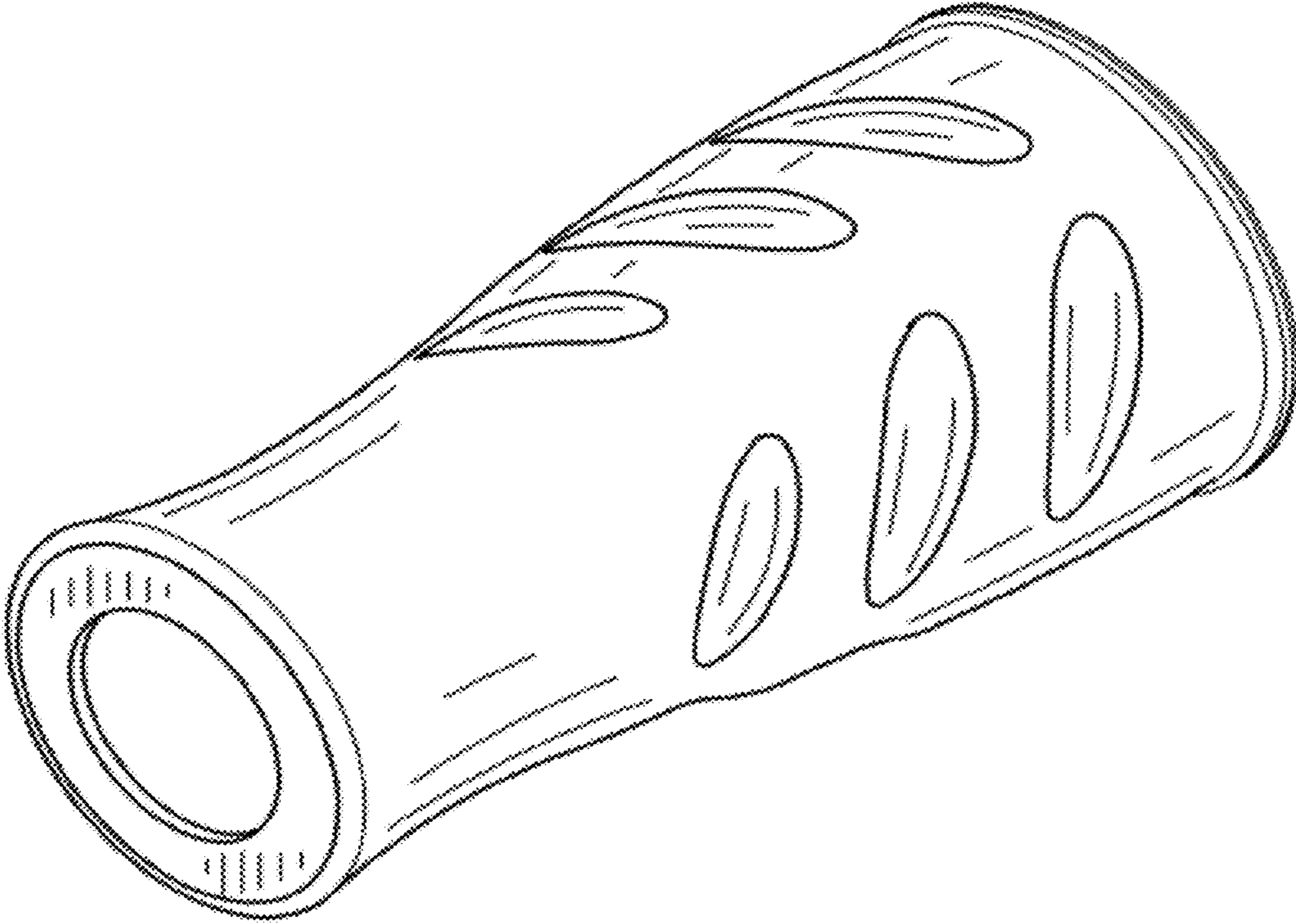


FIG. 1

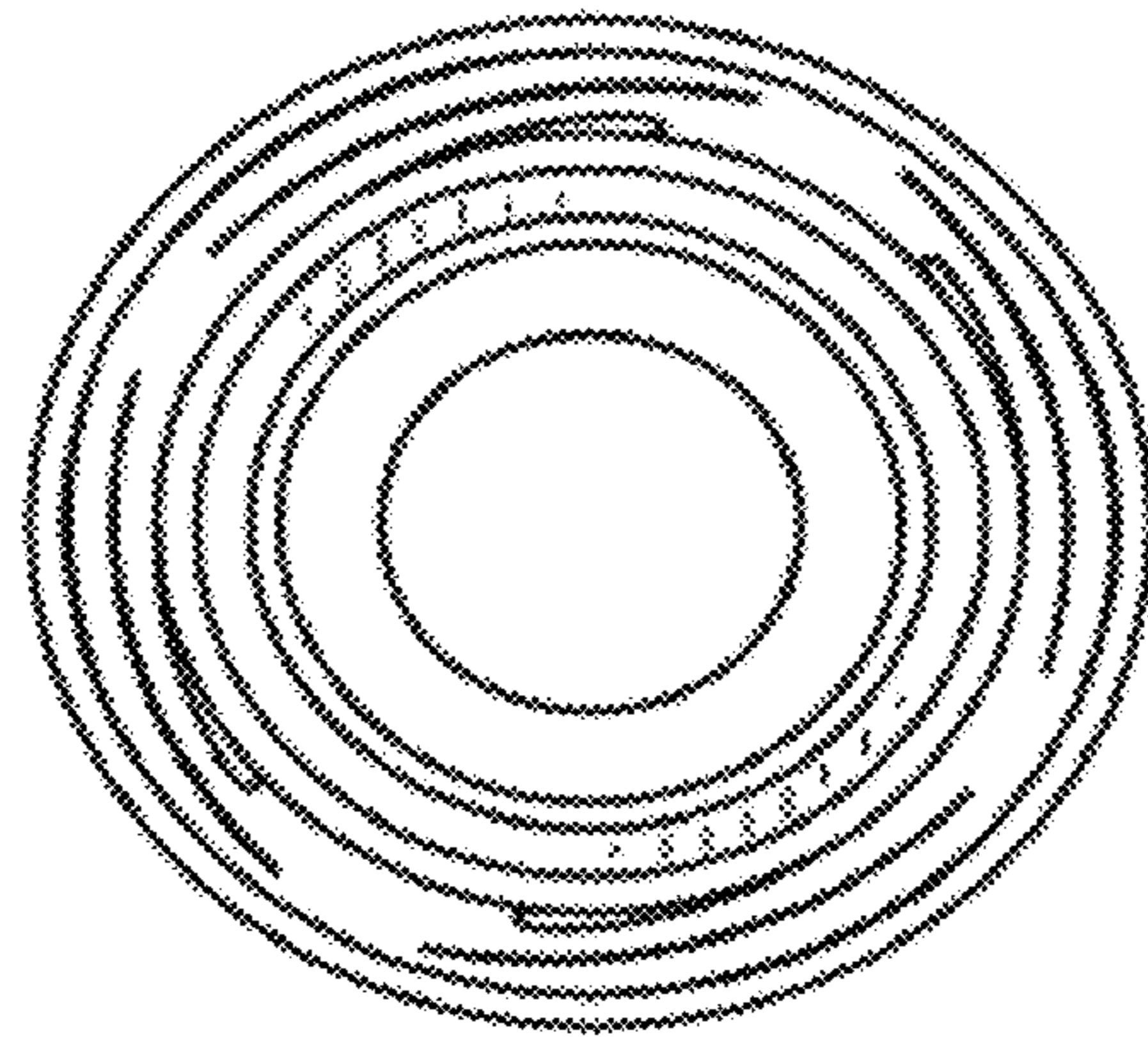


FIG. 2

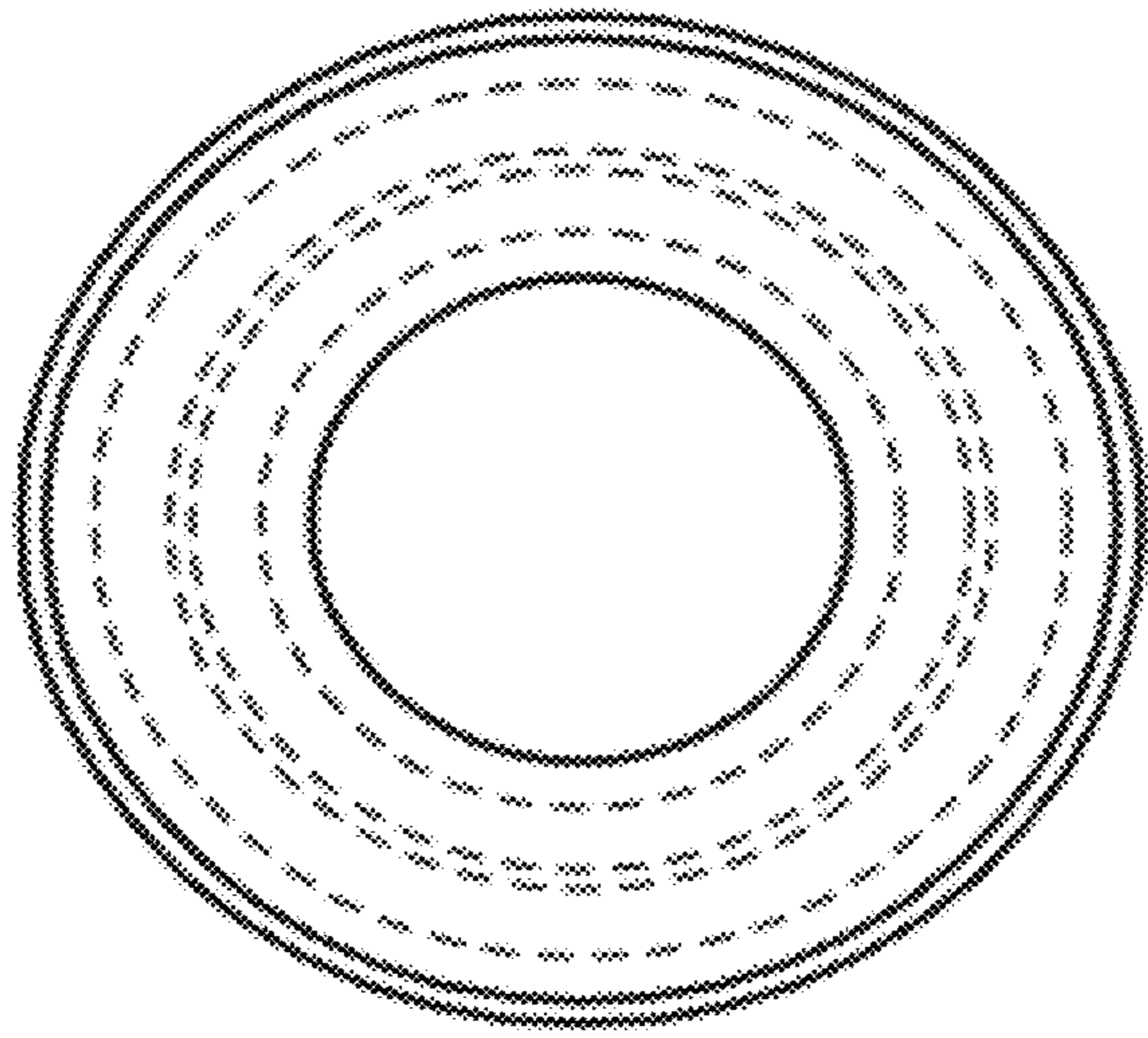


FIG. 3




FIG. 4

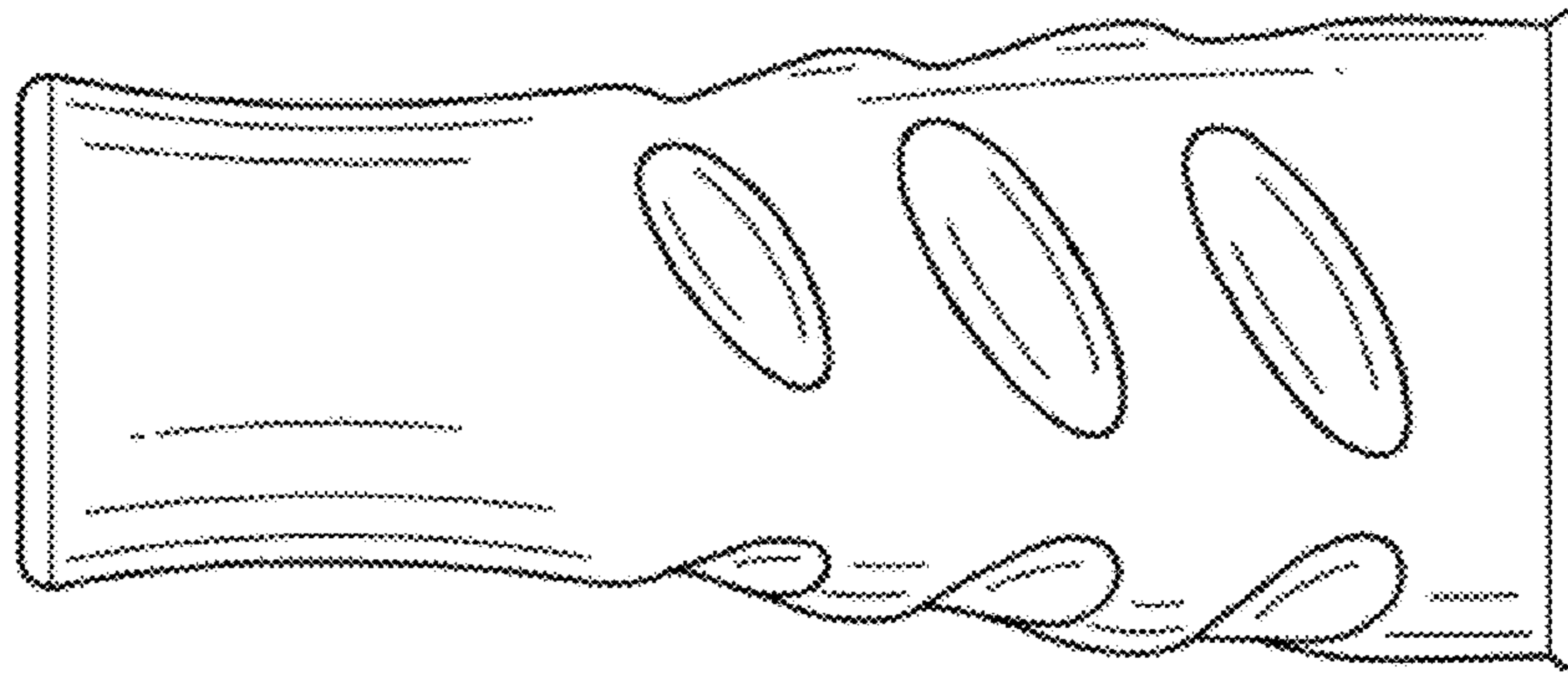


FIG. 5