



US00D660386S

(12) **United States Design Patent**  
**Chang**

(10) **Patent No.:** **US D660,386 S**

(45) **Date of Patent:** **\*\* May 22, 2012**

(54) **GOLF GRIP**

D595,380 S \* 6/2009 Koehler ..... D21/756  
D627,023 S \* 11/2010 Hsu ..... D21/756  
D629,857 S \* 12/2010 Gill et al. .... D21/756

(75) Inventor: **Rita Chang**, Tainan (TW)

\* cited by examiner

(73) Assignee: **Eaton Corporation**, Cleveland, OH  
(US)

*Primary Examiner* — Mitchell Siegel

(\*\*) Term: **14 Years**

(74) *Attorney, Agent, or Firm* — Daniel S. Kalka

(21) Appl. No.: **29/396,406**

(57) **CLAIM**

The ornamental design for a golf grip, substantially as shown and described.

(22) Filed: **Jun. 29, 2011**

(51) **LOC (9) Cl.** ..... **21-02**

(52) **U.S. Cl.** ..... **D21/756**

(58) **Field of Classification Search** ..... D21/756-758;  
473/300-303, 201-204

See application file for complete search history.

**DESCRIPTION**

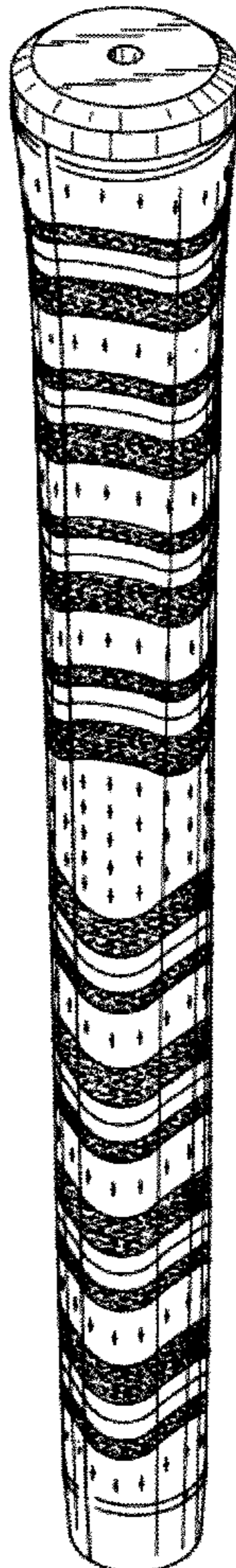
FIG. 1 is a perspective view of the golf grip;  
FIG. 2 is a right side view of the golf grip;  
FIG. 3 is a left side view of the golf grip;  
FIG. 4 is a frontal view of the golf grip;  
FIG. 5 is a rear view of the golf grip;  
FIG. 6 is a top view of the golf grip; and,  
FIG. 7 is a bottom view of the golf grip.

(56) **References Cited**

U.S. PATENT DOCUMENTS

D584,781 S \* 1/2009 Chen ..... D21/756  
D593,172 S \* 5/2009 Gill et al. .... D21/756

**1 Claim, 2 Drawing Sheets**



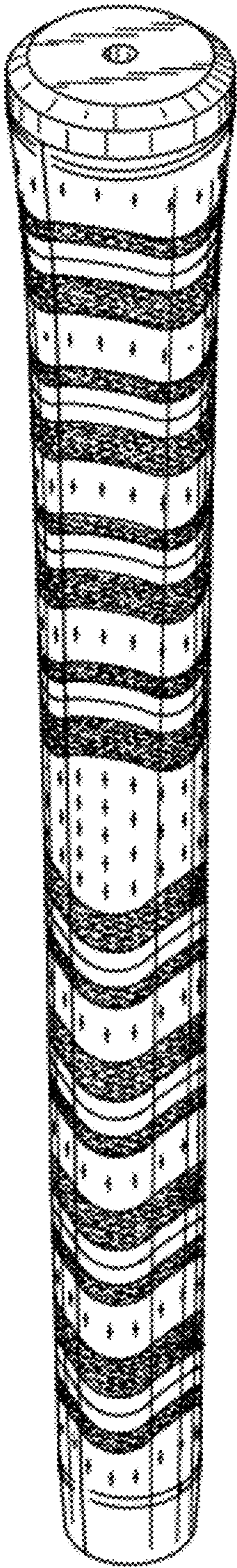


Fig.1




Fig.2

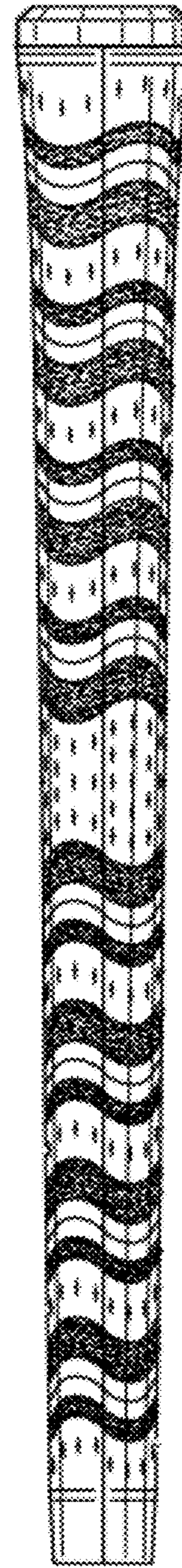


Fig.3



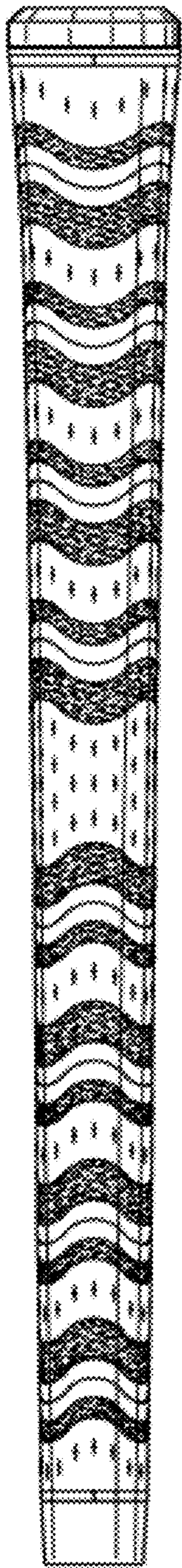


Fig.4




Fig.5

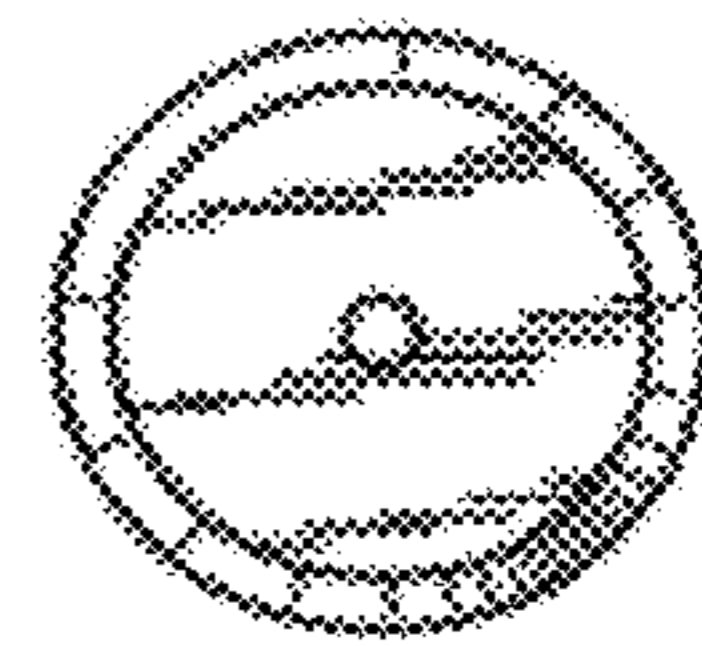


Fig.6




Fig.7