

US00D660382S

(12) **United States Design Patent**
Glickman

(10) **Patent No.:** **US D660,382 S**

(45) **Date of Patent:** **** May 22, 2012**

(54) **TRANSITIONAL RACE TRACK SECTION FOR TOY VEHICLES**

D280,919 S * 10/1985 Petersson D21/565
D303,693 S * 9/1989 Petersson D21/565
D344,308 S * 2/1994 Ruskai D21/565

(75) Inventor: **Joel I. Glickman**, Jupiter, FL (US)

* cited by examiner

(73) Assignee: **K'NEX Limited Partnership Group**, Hatfield, PA (US)

Primary Examiner — Cynthia M Chin

(74) *Attorney, Agent, or Firm* — St. Onge Steward Johnston & Reens LLC

(**) Term: **14 Years**

(57) **CLAIM**

(21) Appl. No.: **29/399,375**

The ornamental design for a transitional race track section for toy vehicles, as shown and described.

(22) Filed: **Aug. 12, 2011**

DESCRIPTION

(51) **LOC (9) Cl.** **21-01**

(52) **U.S. Cl.** **D21/565**

(58) **Field of Classification Search** D21/484,
D21/490, 493, 564, 565; 446/168-174, 84,
446/89, 108, 112, 114, 116, 124-128, 429,
446/444-447; 463/58-69; 238/10 R, 10 A-10 C,
238/10 E, 10 F; 104/60, 69

See application file for complete search history.

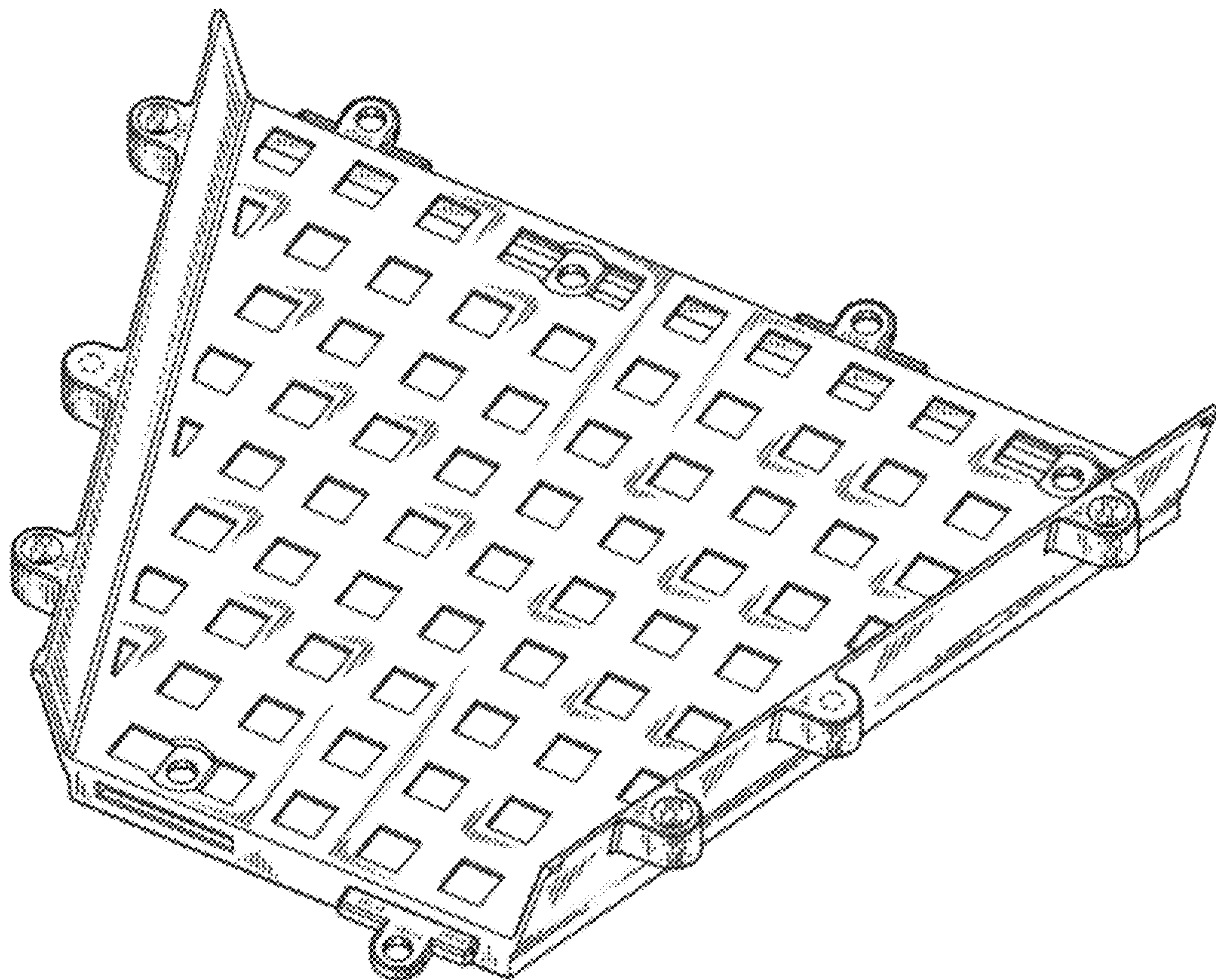
FIG. 1 is a front isometric view of a transitional race track section for toy vehicles in accordance with the new design; FIG. 2 is a top plan view thereof; FIG. 3 is a side elevational view thereof, the opposite side being a mirror image thereof; FIG. 4 is a bottom plan view thereof; FIG. 5 is an elevational view of one end thereof; and, FIG. 6 is an elevational view of the opposite end thereof. The broken lines in FIGS. 1, 2 and 4 are intended to show environmental structure and form no part of the claimed design.

(56) **References Cited**

U.S. PATENT DOCUMENTS

3,750,945 A * 8/1973 Warr 238/10 E
D258,225 S * 2/1981 Rawson D21/565

1 Claim, 4 Drawing Sheets



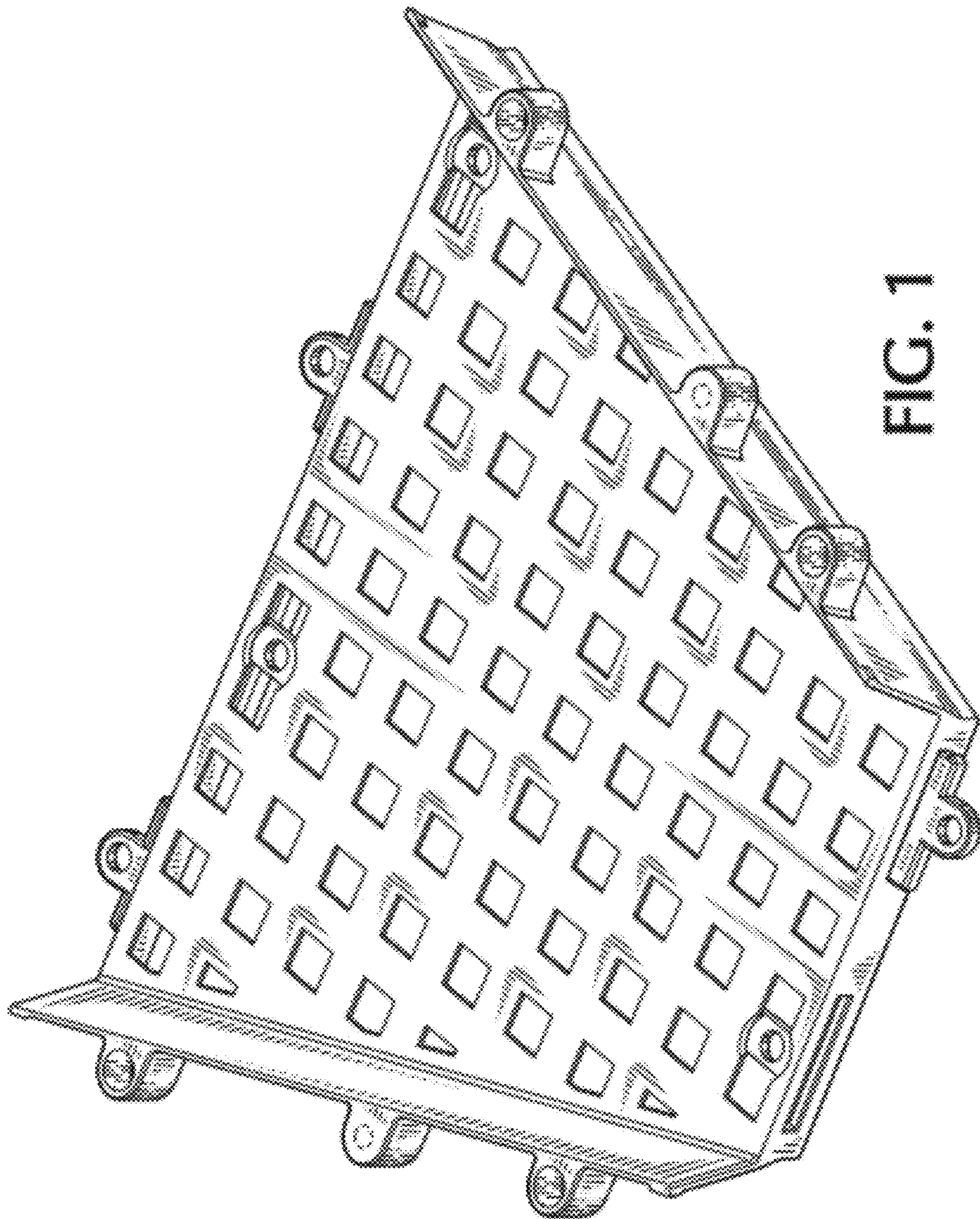


FIG. 1

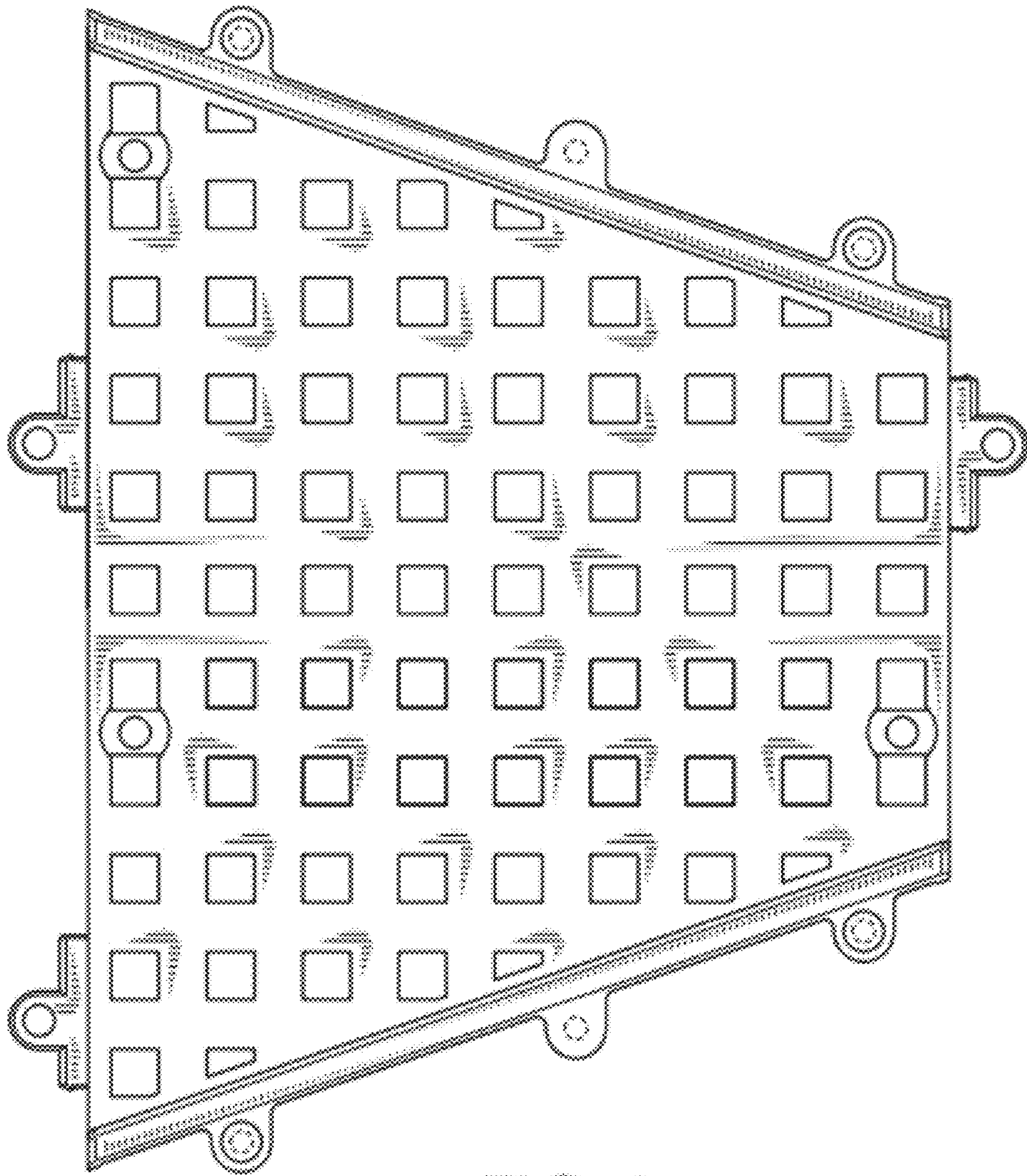


FIG. 2



FIG. 3



FIG. 5



FIG. 6

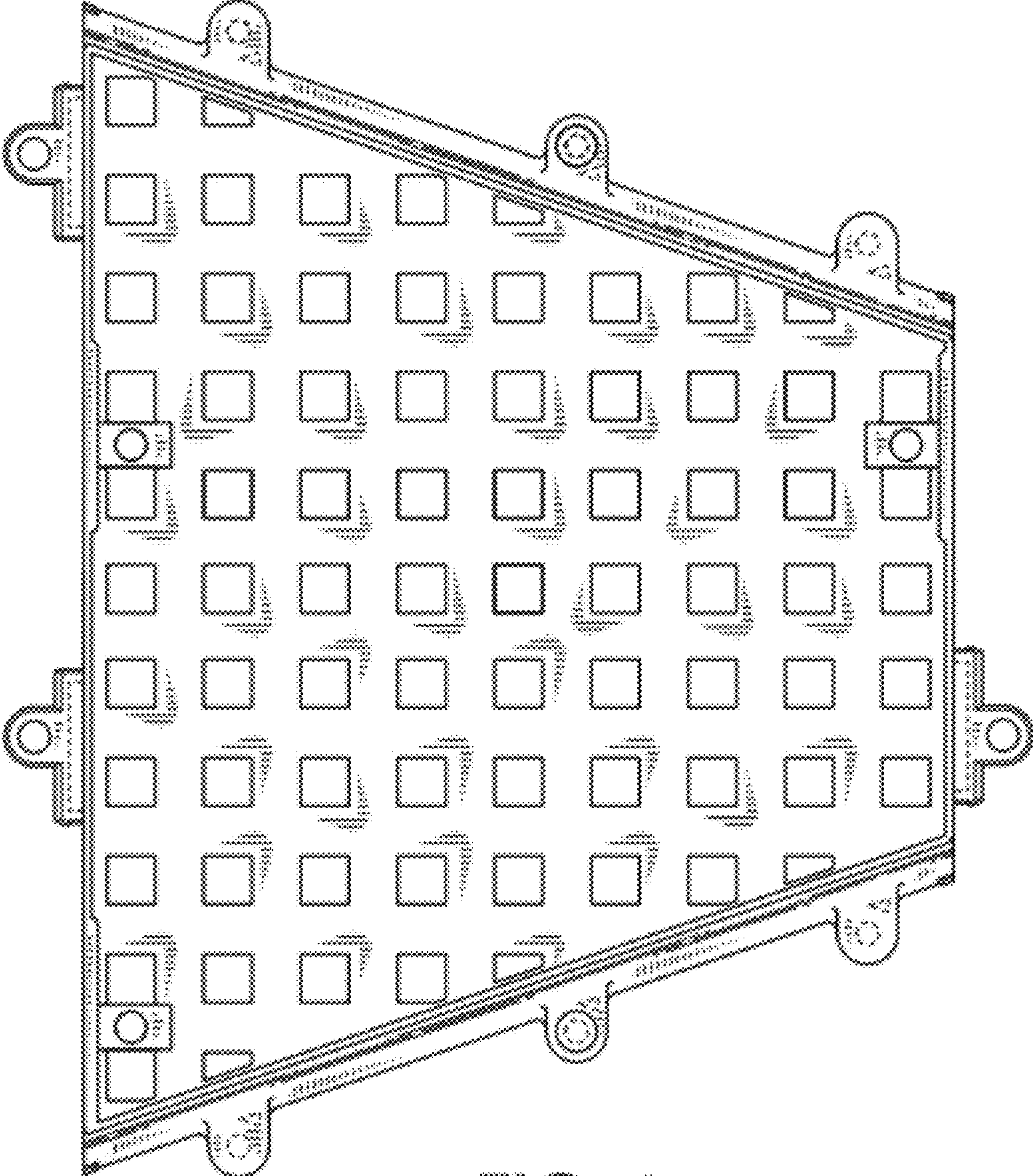


FIG. 4