



US00D660378S

(12) **United States Design Patent**  
**Peeters**

(10) **Patent No.:** **US D660,378 S**

(45) **Date of Patent:** **\*\* May 22, 2012**

(54) **PUZZLE**

(75) **Inventor:** **Raf Peeters, Lier (BE)**

(73) **Assignee:** **Smart, Naamloze Vennootschap, Kontich (BE)**

(\*\*) **Term:** **14 Years**

(21) **Appl. No.:** **29/369,587**

(22) **Filed:** **Sep. 10, 2010**

(30) **Foreign Application Priority Data**

Mar. 10, 2010 (EP) ..... 001201008-0005

(51) **LOC (9) Cl.** ..... **21-02**

(52) **U.S. Cl.** ..... **D21/479**

(58) **Field of Classification Search** ..... D21/468,  
D21/471, 478-480, 493, 495, 533-560; 273/153  
R-153 J; 446/85-128, 431-471  
See application file for complete search history.

(56) **References Cited**

**U.S. PATENT DOCUMENTS**

1,579,884	A *	4/1926	Myers	.....	446/96
2,382,982	A *	8/1945	Elliott	.....	446/94
D167,525	S *	8/1952	Moyer	.....	D21/559
3,139,698	A *	7/1964	Arnold	.....	446/124
3,224,137	A *	12/1965	Wright et al.	.....	446/94
D219,467	S *	12/1970	Heiner et al.	.....	D21/552
D230,414	S *	2/1974	Salmon et al.	.....	D21/556

3,811,218	A *	5/1974	Salmon et al.	.....	446/94
4,697,133	A *	9/1987	Pergandis	.....	320/107
4,710,148	A *	12/1987	Nagaoka	.....	446/464
5,019,010	A *	5/1991	Nikaido et al.	.....	446/487
5,312,283	A *	5/1994	Lyman	.....	446/95
5,950,257	A *	9/1999	Smith et al.	.....	5/2.1
2009/0075557	A1 *	3/2009	Arriola et al.	.....	446/438
2009/0137184	A1 *	5/2009	Schreff et al.	.....	446/120

**FOREIGN PATENT DOCUMENTS**

CN	300998449	*	9/1989
CN	300759766	*	3/2008
CN	300804383	*	7/2008
GB	1049302	*	1/1989
GB	1053179	*	3/1989
KR	300551335.0000	*	1/2010

\* cited by examiner

*Primary Examiner* — Catherine Tuttle

(74) *Attorney, Agent, or Firm* — Bacon & Thomas, PLLC



(57) **CLAIM**

The ornamental design for a puzzle, as shown and described.

**DESCRIPTION**

FIG. 1 is a perspective view of a puzzle, showing my design.  
FIG. 2 is a side elevational view of the puzzle in FIG. 1.  
FIG. 3 is a bottom plan view of the puzzle in FIG. 1.  
FIG. 4 is a top plan view of the puzzle in FIG. 1.  
FIG. 5 is a front elevational view of the puzzle in FIG. 1; and,  
FIG. 6 is a rear elevational view of the puzzle in FIG. 1.

**1 Claim, 2 Drawing Sheets**






FIG. 1




FIG. 2

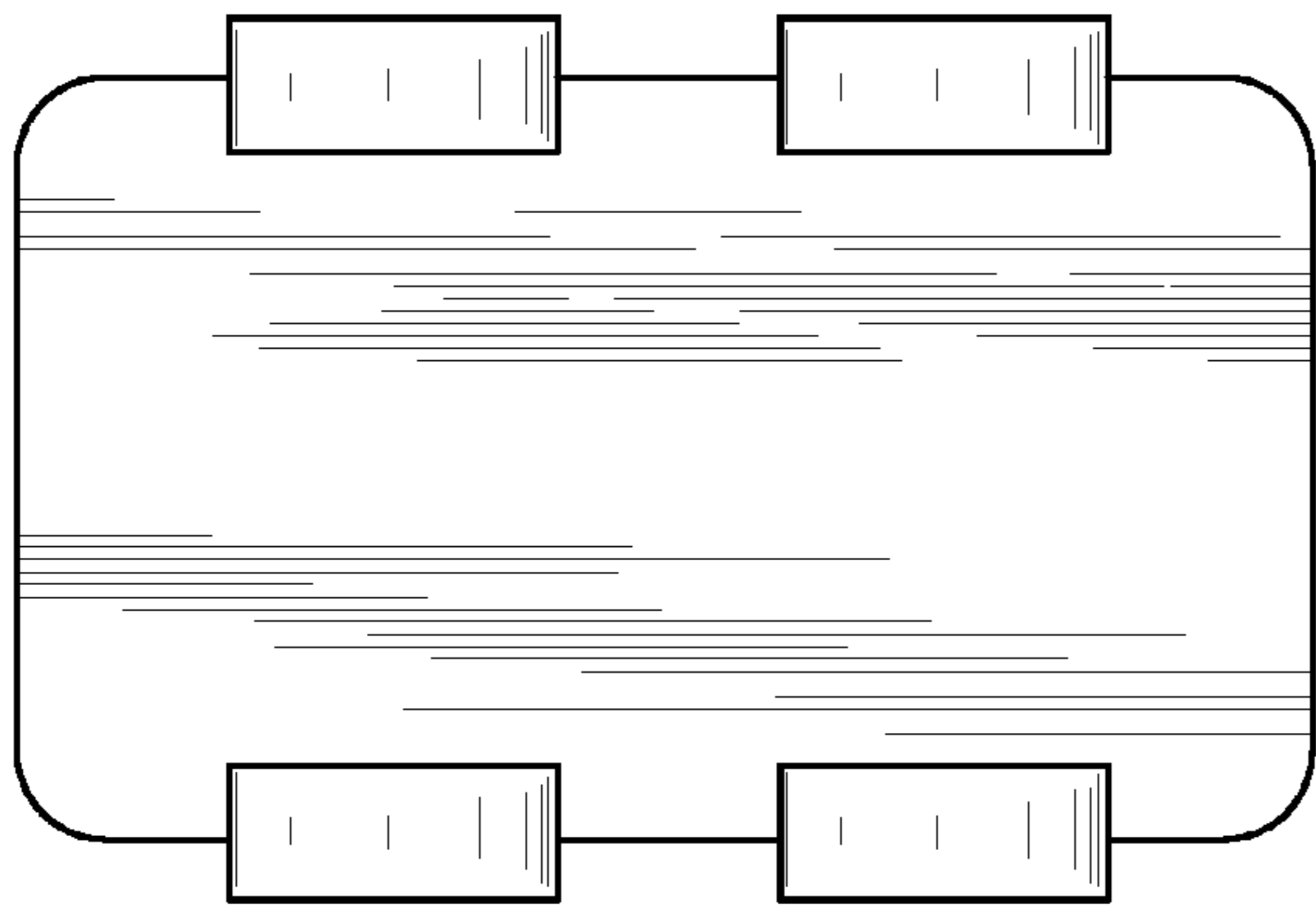


FIG. 3




FIG. 5

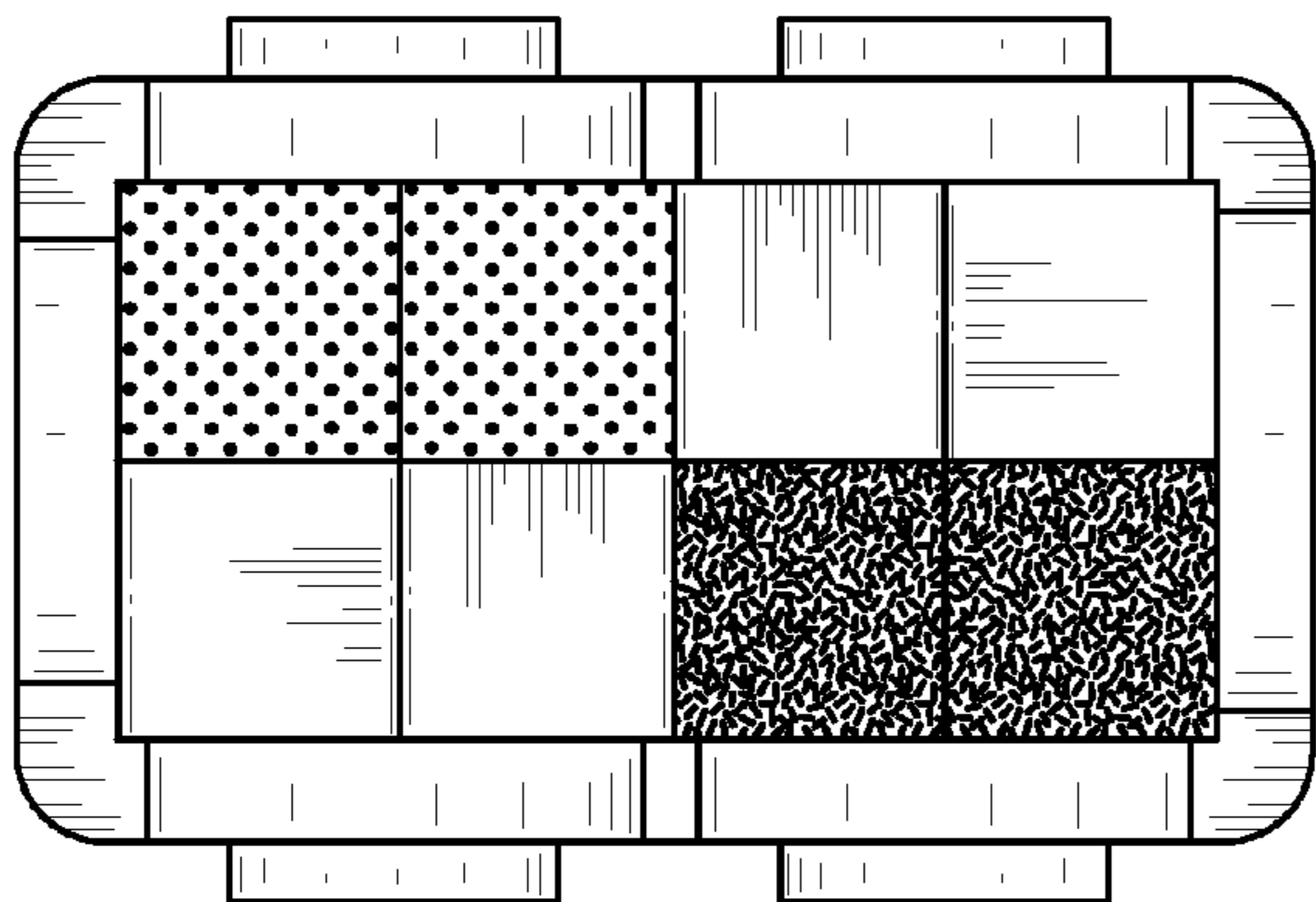


FIG. 4

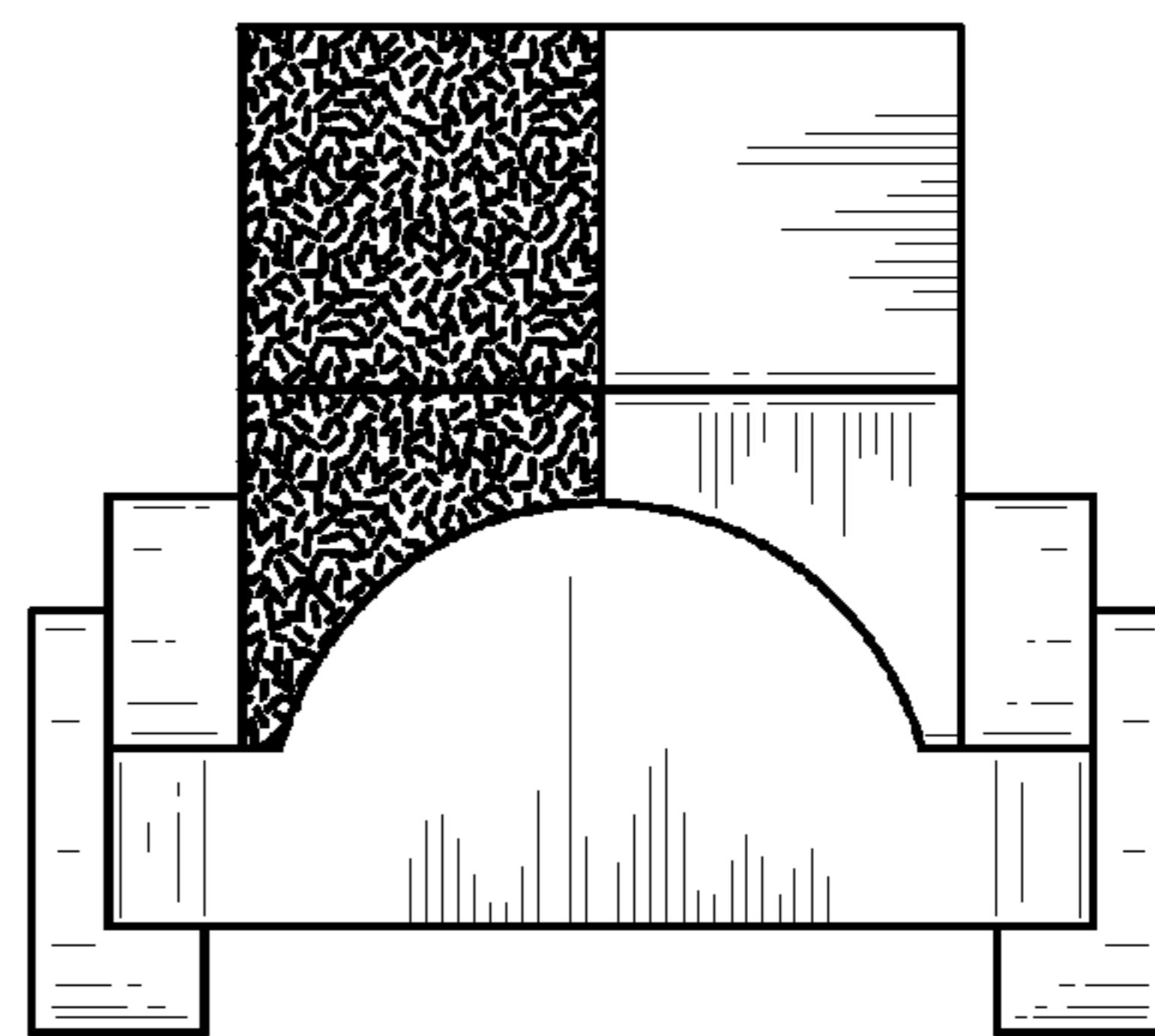


FIG. 6