



US00D660371S

(12) **United States Design Patent**
Fuchs

(10) **Patent No.:** **US D660,371 S**
(45) **Date of Patent:** **** May 22, 2012**

(54) **DOTS AND BOXES STRATEGY GAME**

(76) Inventor: **Mark Fuchs**, Mequon, WI (US)

(**) Term: **14 Years**

(21) Appl. No.: **29/385,366**

(22) Filed: **Feb. 11, 2011**

(51) **LOC (9) Cl.** **21-01**

(52) **U.S. Cl.** **D21/338; D21/386**

(58) **Field of Classification Search** D21/342-369,
D21/386, 156, 450; 273/236-288
See application file for complete search history.

(56) **References Cited**

U.S. PATENT DOCUMENTS

1,666,359	A *	4/1928	Steves	273/267
D141,734	S *	7/1945	Collins	D21/342
2,901,255	A *	8/1959	Sutherland	273/267
4,032,151	A *	6/1977	Morse	273/242
4,260,158	A *	4/1981	Lohn	273/267
4,569,528	A	2/1986	Fanti	
5,464,224	A *	11/1995	Rosenbaum	273/258
D569,443	S *	5/2008	Whitney	D21/341

* cited by examiner

Primary Examiner — Sandra Morris

(74) *Attorney, Agent, or Firm* — Absolute Technology Law Group, LLC

(57) **CLAIM**

The ornamental design for a dots and boxes strategy game, as shown and described.

DESCRIPTION

FIG. 1 is a top plan view of a base of a dots and boxes strategy game showing my new design, with the game pieces shown removed;

FIG. 2 is a front elevational view thereof, the back, right side, and left side being mirror images;

FIG. 3 is a top plan view of a game piece, the bottom being a mirror image, with the game board shown removed;

FIG. 4 is a front elevational view thereof, the back being a mirror image;

FIG. 5 is a right side view thereof, the left side being a mirror image;

FIG. 6 is a top plan view of a second game piece;

FIG. 7 is a front elevational view thereof, the back, right side, and left side being mirror images;

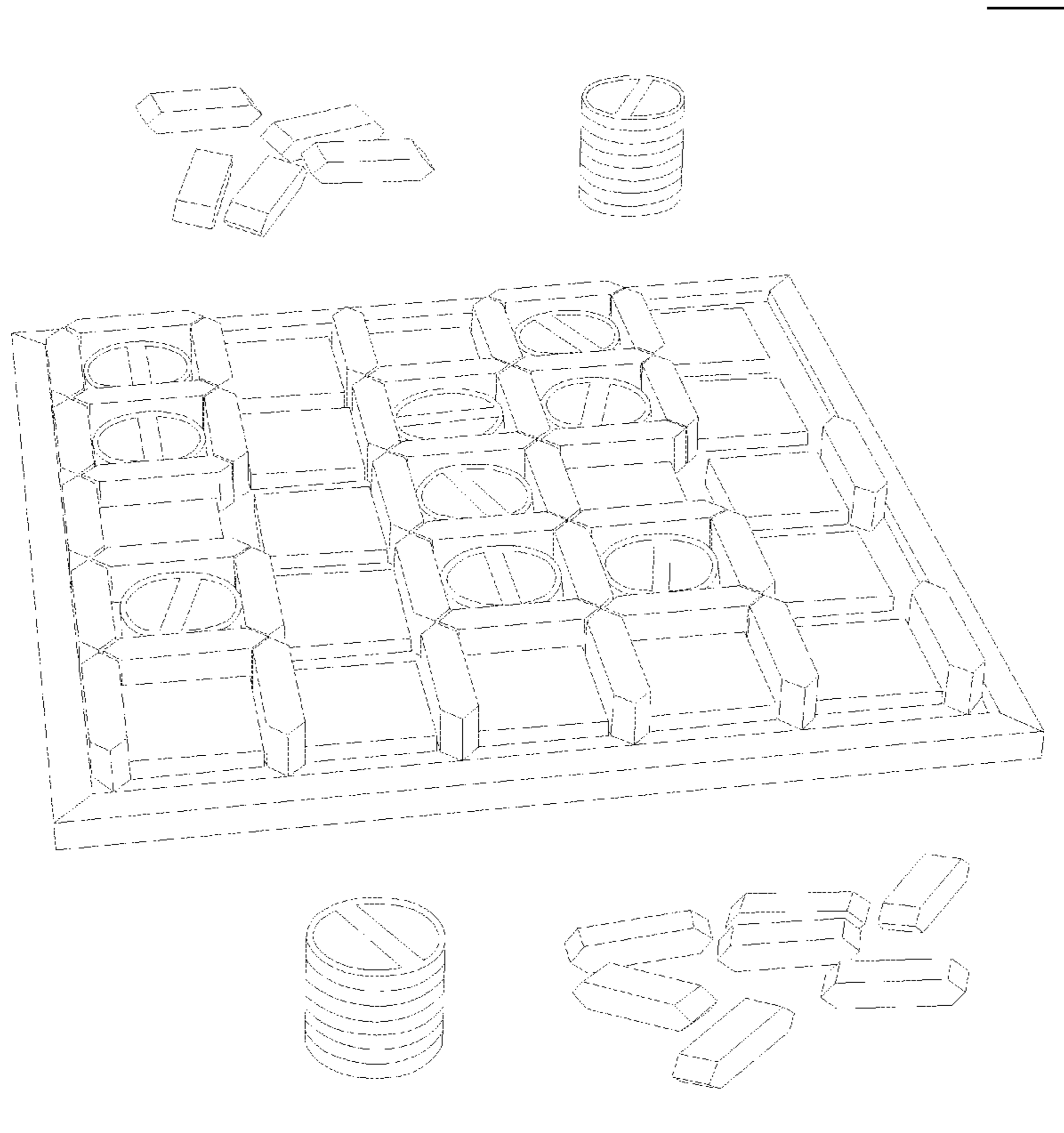
FIG. 8 is a bottom plan view thereof; and,

FIG. 9 is a perspective view of a dots and boxes strategy game, shown with the game pieces.

The game board includes a plain and unornamented bottom, which is not shown.

The text in FIGS. 6 and 8 is shown in broken lines for illustrative purposes only and forms no part of the claimed design.

1 Claim, 4 Drawing Sheets






FIG. 1



FIG. 2




FIG. 3




FIG. 4

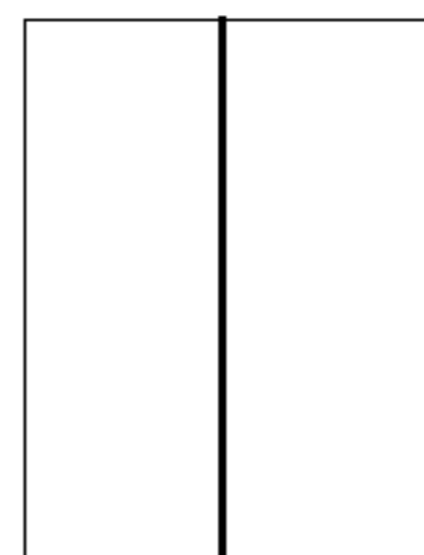


FIG. 5



FIG. 6



FIG. 7




FIG. 8




FIG. 9