



US00D660370S

(12) **United States Design Patent**
Podd

(10) **Patent No.:** **US D660,370 S**

(45) **Date of Patent:** **** May 22, 2012**

(54) **LOW PROFILE BACKLIT GRAPHIC
DISPLAY DEVICE**

(75) **Inventor:** **George O. Podd**, Lake Forest, IL (US)

(73) **Assignee:** **Powerdecal LLC**

(**) **Term:** **14 Years**

(21) **Appl. No.:** **29/374,353**

(22) **Filed:** **Aug. 3, 2011**

(51) **LOC (9) Cl.** **20-03**

(52) **U.S. Cl.** **D20/42; D20/43**

(58) **Field of Classification Search** D20/10,
D20/19, 22-28, 39-42, 99; 40/1.5, 299.01,
40/442, 446, 538, 541, 564, 571, 573, 584,
40/594, 600, 616, 642.02, 661.05, 673; D3/207;
D10/109.1, 109.2, 113.4; D30/115; 206/37.1,
206/232; 362/812; 428/28

See application file for complete search history.

(56) **References Cited**

U.S. PATENT DOCUMENTS

1,452,250	A *	4/1923	Moore et al.	40/673
3,407,523	A *	10/1968	Winston	40/1.5
D365,371	S *	12/1995	Dunlap	D20/28
D463,104	S *	9/2002	Ames	D3/207
D500,808	S *	1/2005	Howard	D20/28
7,877,909	B1 *	2/2011	Hagen et al.	40/300

D636,819	S *	4/2011	Walker	D20/28
2002/0089414	A1 *	7/2002	Boggs et al.	340/286.11
2002/0157295	A1 *	10/2002	Bush	40/661.05
2011/0239502	A1 *	10/2011	Gladman	40/541
2011/0277360	A1 *	11/2011	Osiecki et al.	40/541

* cited by examiner

Primary Examiner — Mary Ann Calabrese

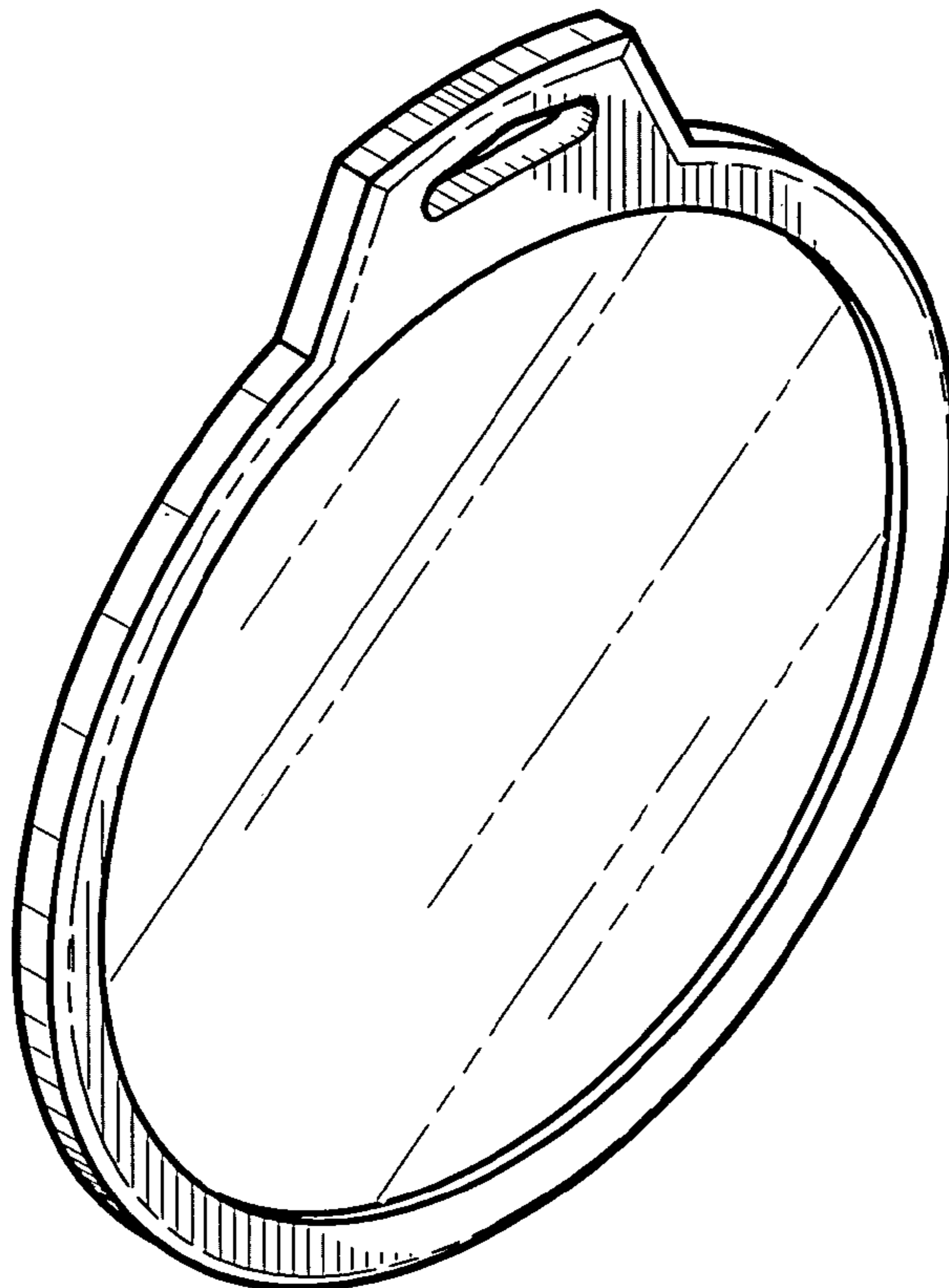
(57) **CLAIM**

The ornamental design for the low profile backlit graphic display device, as shown and described.

DESCRIPTION

FIG. No. 1 is a frontal perspective view of the low profile backlit graphic display device.
 FIG. No. 2 is a front view of the low profile backlit graphic display device.
 FIG. No. 3 is a back view of the low profile backlit graphic display device.
 FIG. No. 4 is a top edge view of the low profile backlit graphic display device;
 FIG. No. 5 is a first lateral edge of the low profile backlit graphic display device;
 FIG. No. 6 is a bottom edge view of the low profile backlit graphic display device; and,
 FIG. No. 7 is a second lateral edge view of the low profile backlit graphic display device.

1 Claim, 2 Drawing Sheets



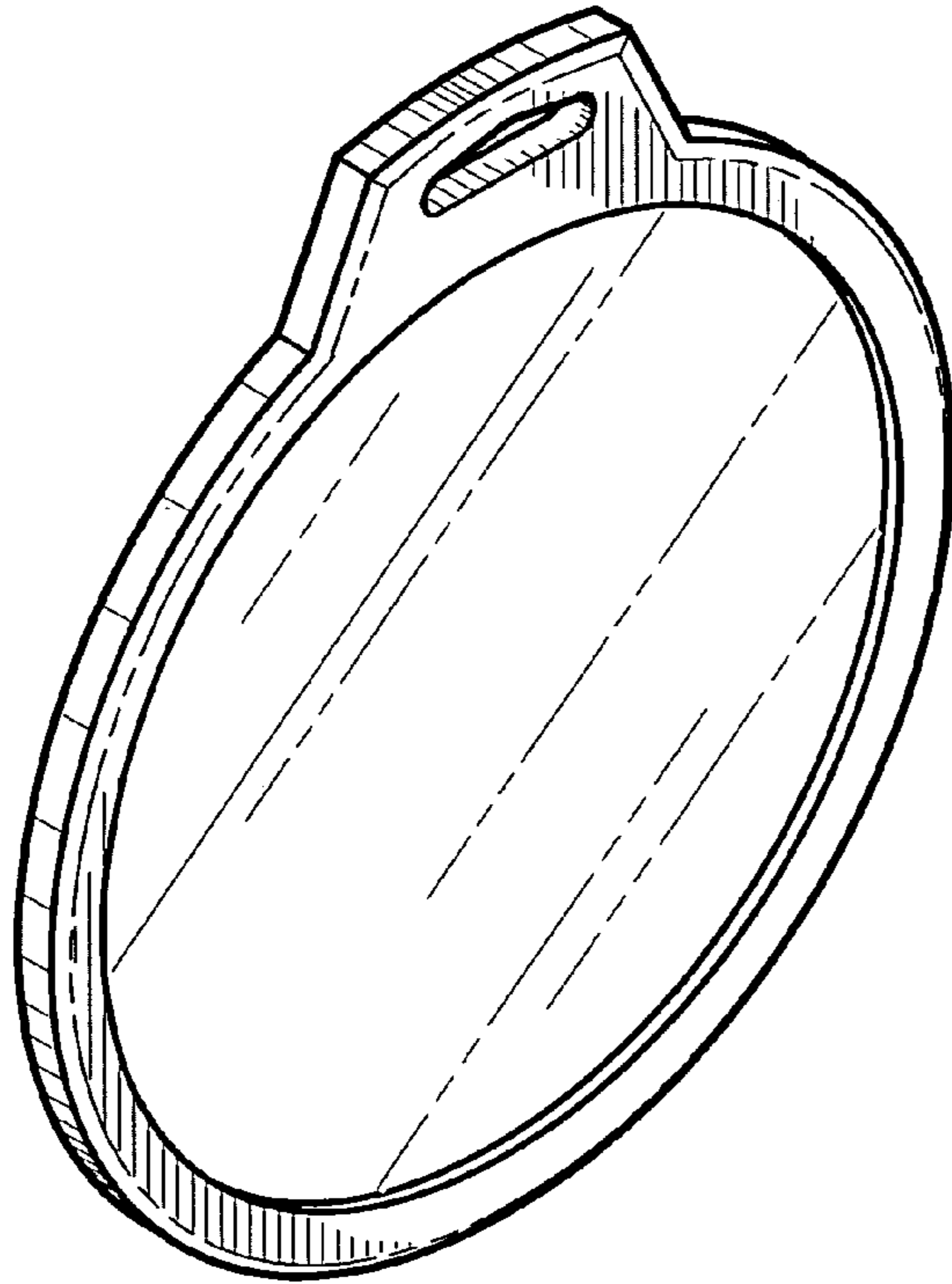


FIG. 1

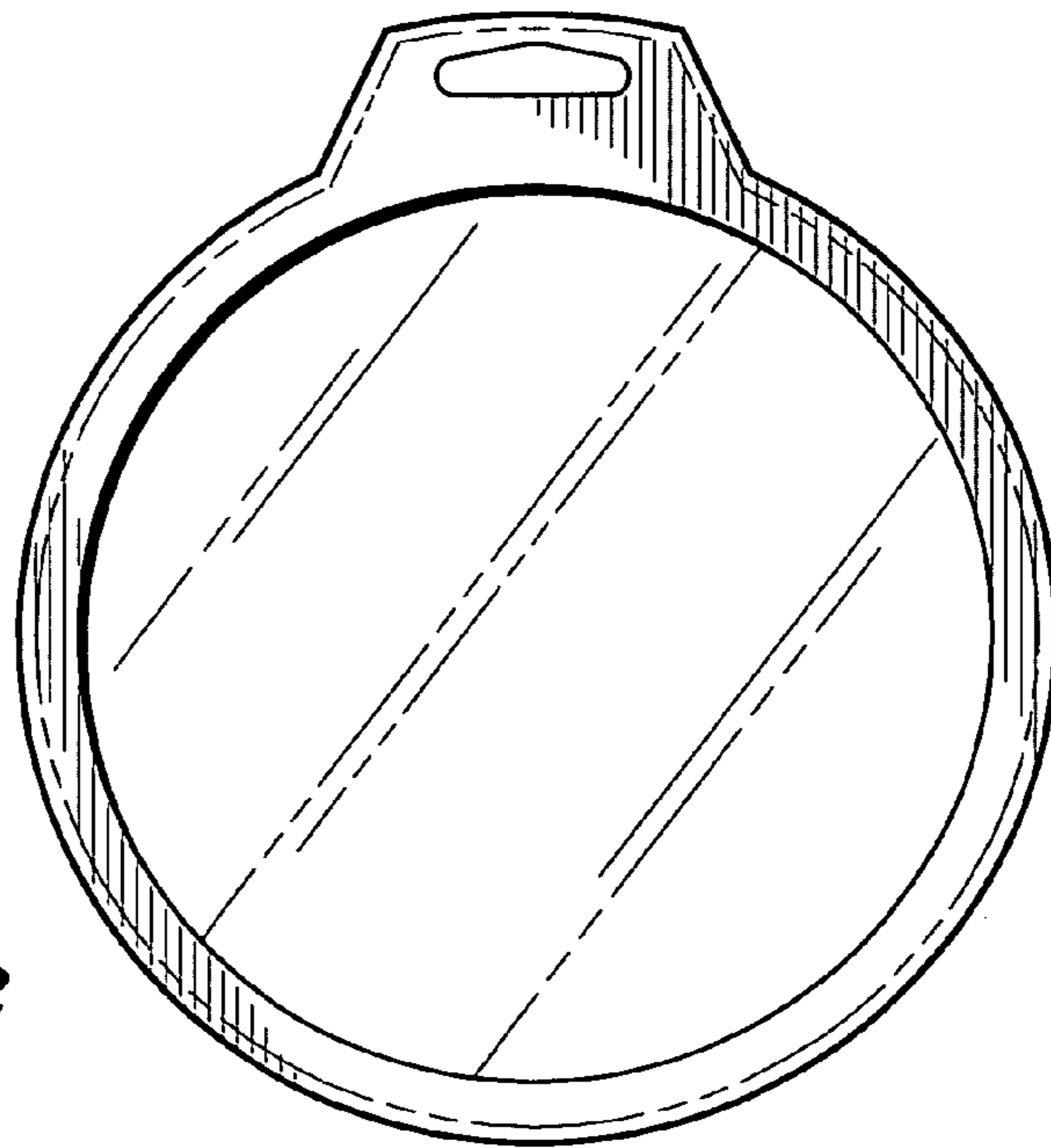


FIG. 2

FIG. 4

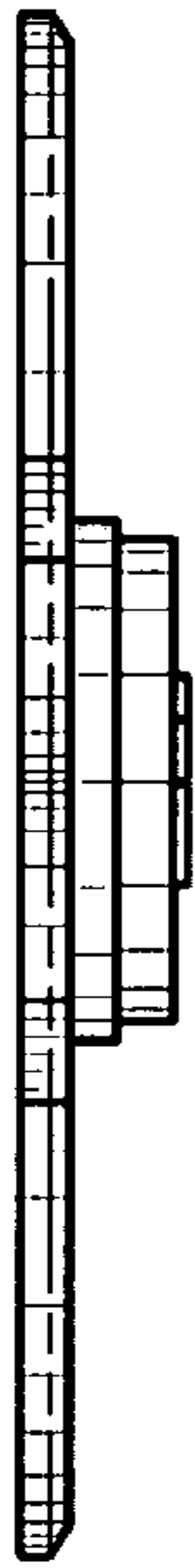


FIG. 3

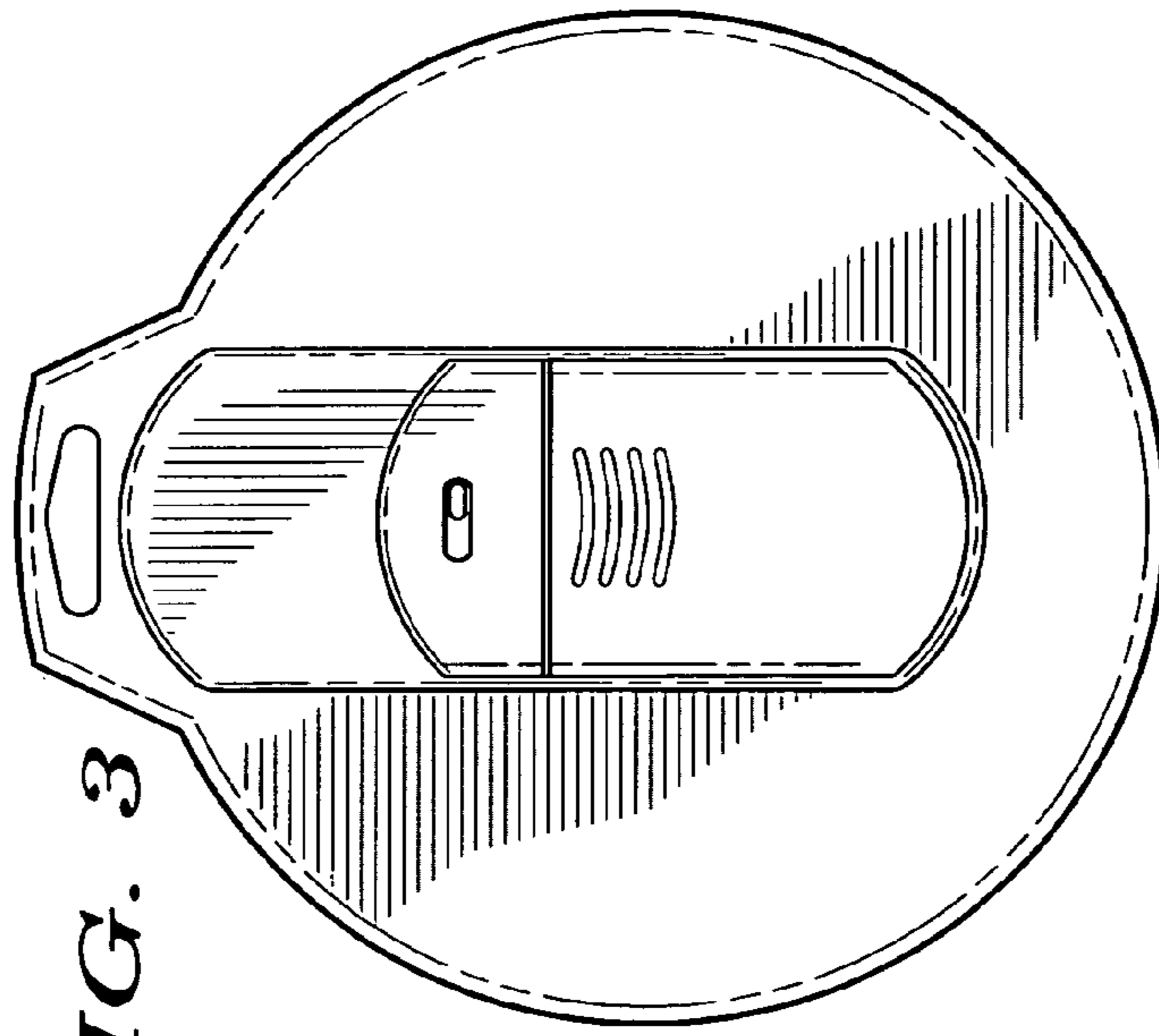


FIG. 5

FIG. 6



FIG. 7

