



US00D660367S

(12) **United States Design Patent**  
**Podd**

(10) **Patent No.:** **US D660,367 S**

(45) **Date of Patent:** **\*\* \*May 22, 2012**

(54) **BACKLIT GRAPHIC DISPLAY DEVICE**

(75) Inventor: **George O. Podd**, Lake Forest, IL (US)

(73) Assignee: **Powerdecals, Inc.**, Lincolnwood, IL (US)

(\*) Notice: This patent is subject to a terminal disclaimer.

(\*\*) Term: **14 Years**

(21) Appl. No.: **29/373,497**

(22) Filed: **Apr. 15, 2011**

(51) **LOC (9) Cl.** ..... **20-03**

(52) **U.S. Cl.** ..... **D20/42; D20/43**

(58) **Field of Classification Search** ..... D20/10,  
D20/13, 14, 17-19, 22, 27-29, 39-43, 99;  
40/124.01, 200, 209, 219, 446, 452, 453,  
40/538, 541, 542, 545-548, 563, 564, 570-574,  
40/580, 582, 584, 587, 618, 651, 661, 700,  
40/725, 734, 757; D6/300, 308-310, 317;  
D10/109.1, 109.2; D12/193; D19/10, 52;  
362/84, 497, 540, 812; 434/422; 428/14,  
428/68, 76

See application file for complete search history.

(56) **References Cited**

**U.S. PATENT DOCUMENTS**

478,204 A *	7/1892	McGimsey	40/580
1,126,468 A *	1/1915	Hochendoner	40/757
1,586,242 A *	5/1926	Duthie	362/540
1,705,422 A *	3/1929	Seward et al.	40/587
1,784,970 A *	12/1930	Melton	40/725
2,156,833 A *	5/1939	Bangs	40/618
D162,354 S *	3/1951	Smith	D20/10
3,517,245 A	6/1970	Dickson, Jr. et al.	
3,885,337 A *	5/1975	Bubb	40/734
4,138,620 A	2/1979	Dickson	
4,420,898 A	12/1983	Moses	
4,443,832 A	4/1984	Kanamori et al.	
4,466,208 A	8/1984	Logan, Jr. et al.	

4,494,326 A	1/1985	Kanamori	
4,603,065 A	7/1986	Mori et al.	
4,645,970 A	2/1987	Murphy	
4,914,348 A	4/1990	Kameyama et al.	
5,005,306 A	4/1991	Kinstler	
5,103,581 A *	4/1992	Novak	40/547
5,414,948 A *	5/1995	Kudo	40/651
5,444,930 A	8/1995	Loew	
5,516,387 A	5/1996	Hoffman	
5,566,384 A	10/1996	Chien	

(Continued)

*Primary Examiner* — Mary Ann Calabrese

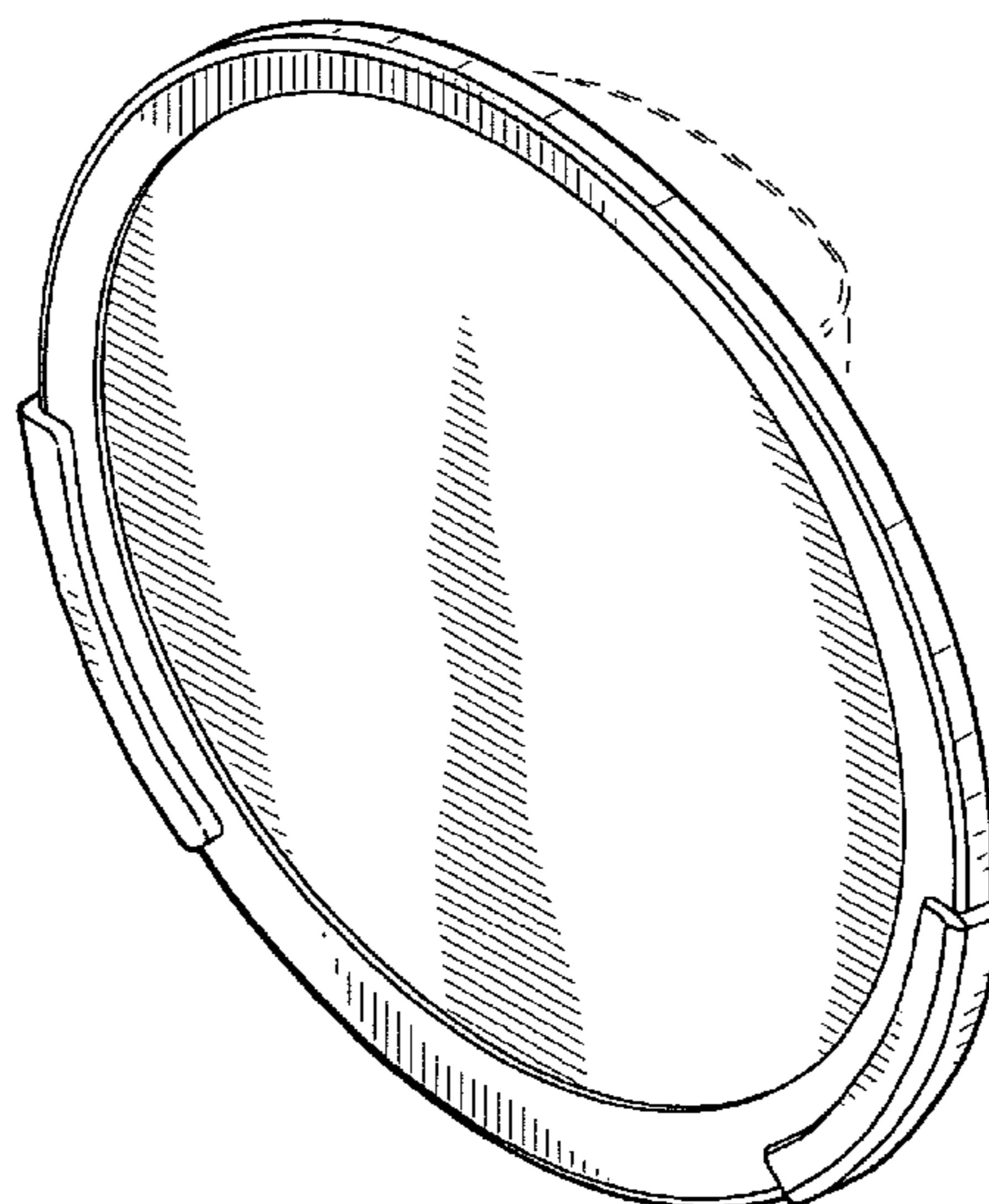
(57) **CLAIM**

The ornamental design for the backlit graphic display device, as shown and described.

**DESCRIPTION**

FIG. 1 is a first frontal perspective view of the backlit graphic display device;  
 FIG. 2 is a front plan view of the backlit graphic display device;  
 FIG. 3 is a back plan view of the backlit graphic display device;  
 FIG. 4 is a first lateral edge of the backlit graphic display device;  
 FIG. 5 is a second lateral edge of the backlit graphic display device;  
 FIG. 6 is a first end view of the backlit graphic display device, rotated 90° counter clockwise;  
 FIG. 7 is a second end view of the backlit graphic display device, rotated 90° counter clockwise; and,  
 FIG. 8 is a second frontal perspective view of the backlit graphic display device shown in a condition of use.  
 The broken lines showing the window in FIG. 8 represent the environment and form no part of the claimed design. All other broken lines in the drawing views are included for the purpose of illustrating portions of the backlit graphic display device that form no part of the claimed design.

**1 Claim, 5 Drawing Sheets**



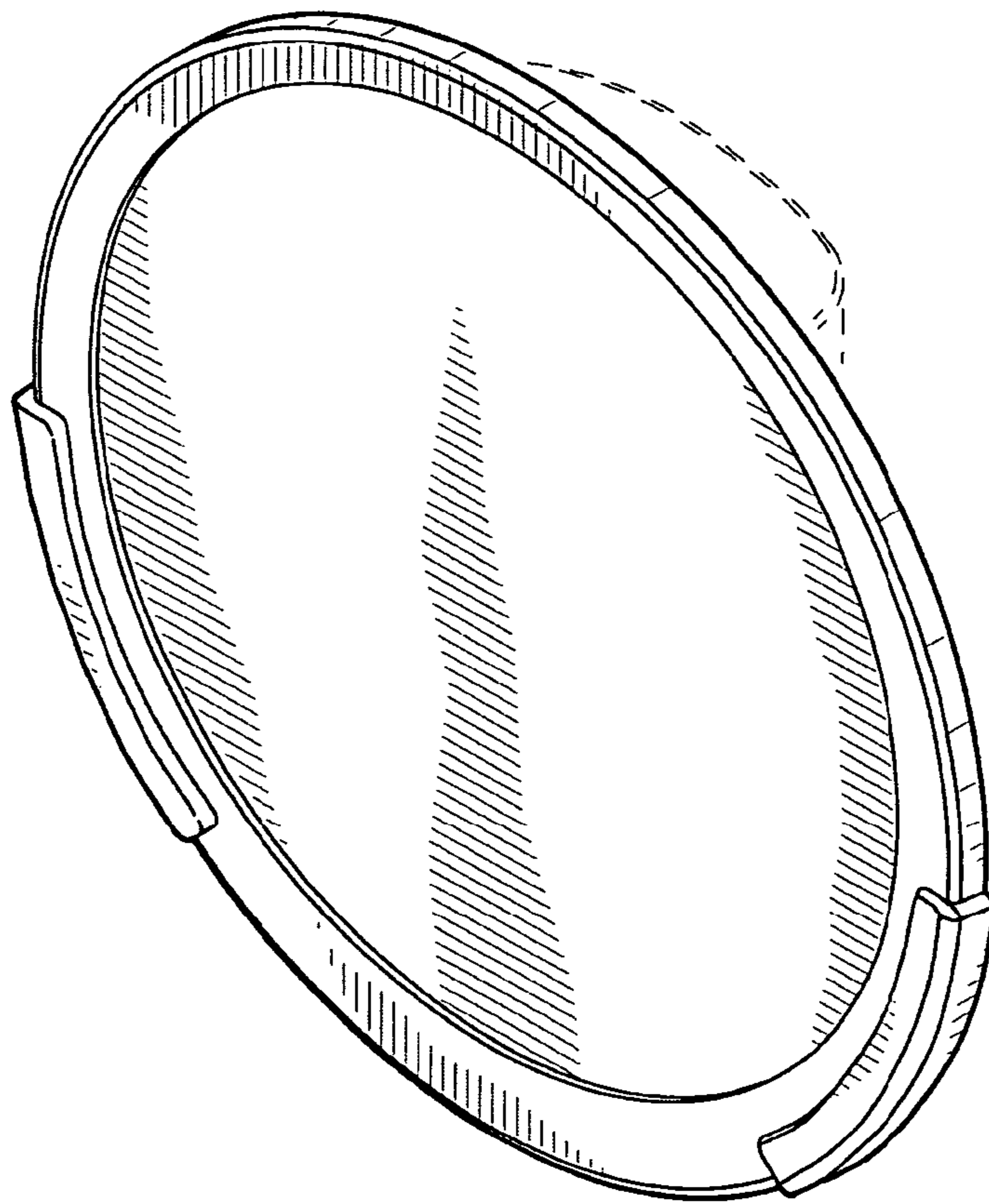
# US D660,367 S

Page 2

## U.S. PATENT DOCUMENTS

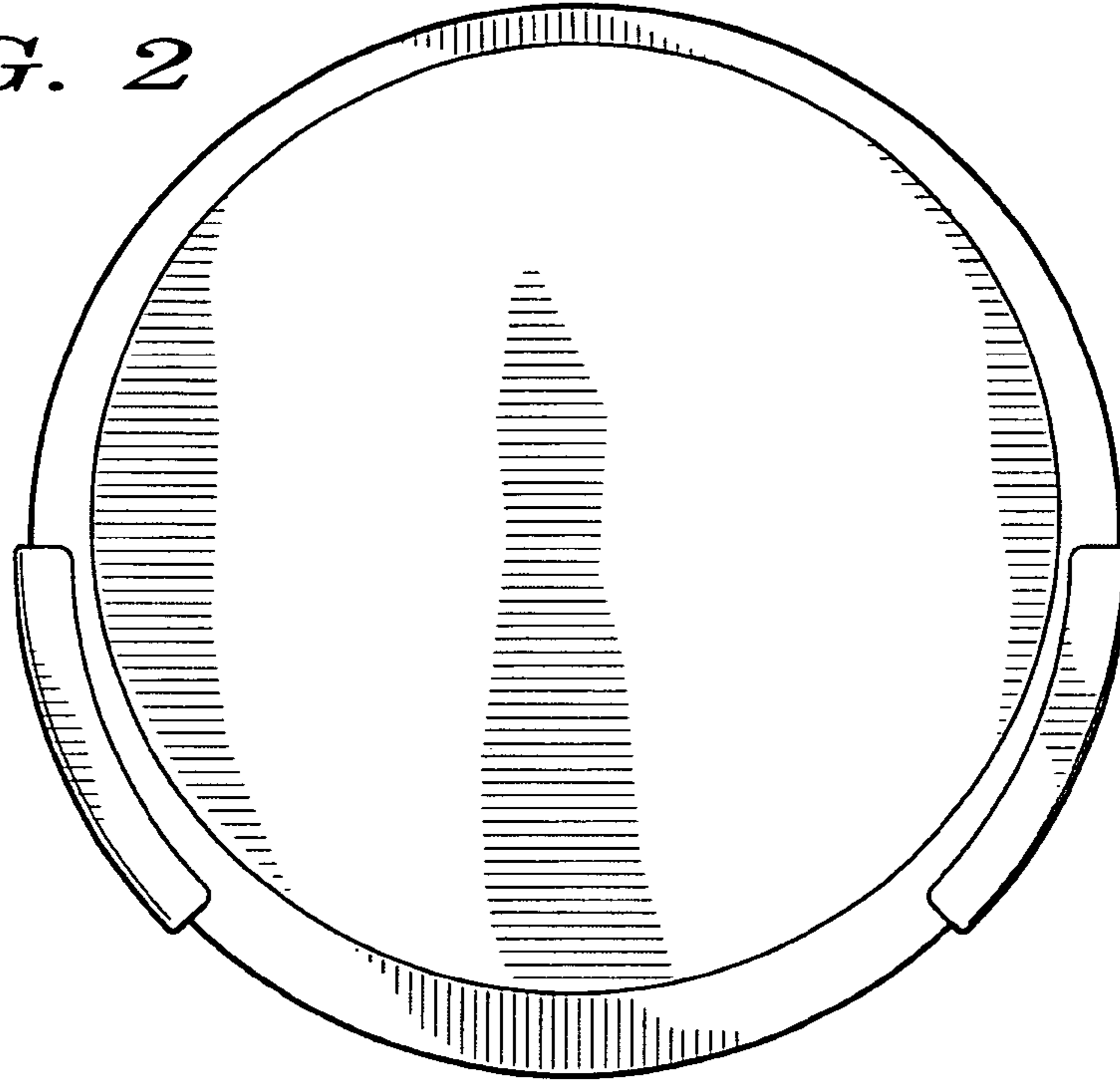
5,845,987	A	12/1998	Painter				
D415,618	S *	10/1999	Delafield	.....	D6/301		
6,013,346	A	1/2000	Lewis et al.				
6,170,968	B1	1/2001	Caswell				
6,205,690	B1	3/2001	Heropoulos et al.				
6,216,373	B1	4/2001	Liao				
D459,094	S *	6/2002	Stone et al.	.....	D6/309		
D461,847	S *	8/2002	Phelps et al.	.....	D20/17		
6,430,854	B1	8/2002	Szentgyorgyi et al.				
D477,367	S *	7/2003	Gaines et al.	.....	D20/17		
6,604,834	B2	8/2003	Kalana				
6,624,570	B1	9/2003	Nishio et al.				
6,640,474	B2	11/2003	Knoerzer et al.				
D519,161	S *	4/2006	Miller	.....	D20/43		
7,065,909	B2	6/2006	Snyder				
D580,184	S *	11/2008	Svendsen et al.	.....	D6/309		
7,472,506	B2 *	1/2009	Lapointe	.....	40/541		
7,883,253	B2	2/2011	Wang				
2001/0018809	A1	9/2001	Heropoulos et al.				
2005/0091890	A1	5/2005	Snyder				
2005/0164789	A1	7/2005	Nakamura et al.				
2006/0103638	A1	5/2006	Podd				
2008/0285219	A1	11/2008	Podd et al.				
2009/0033648	A1	2/2009	Podd et al.				

\* cited by examiner

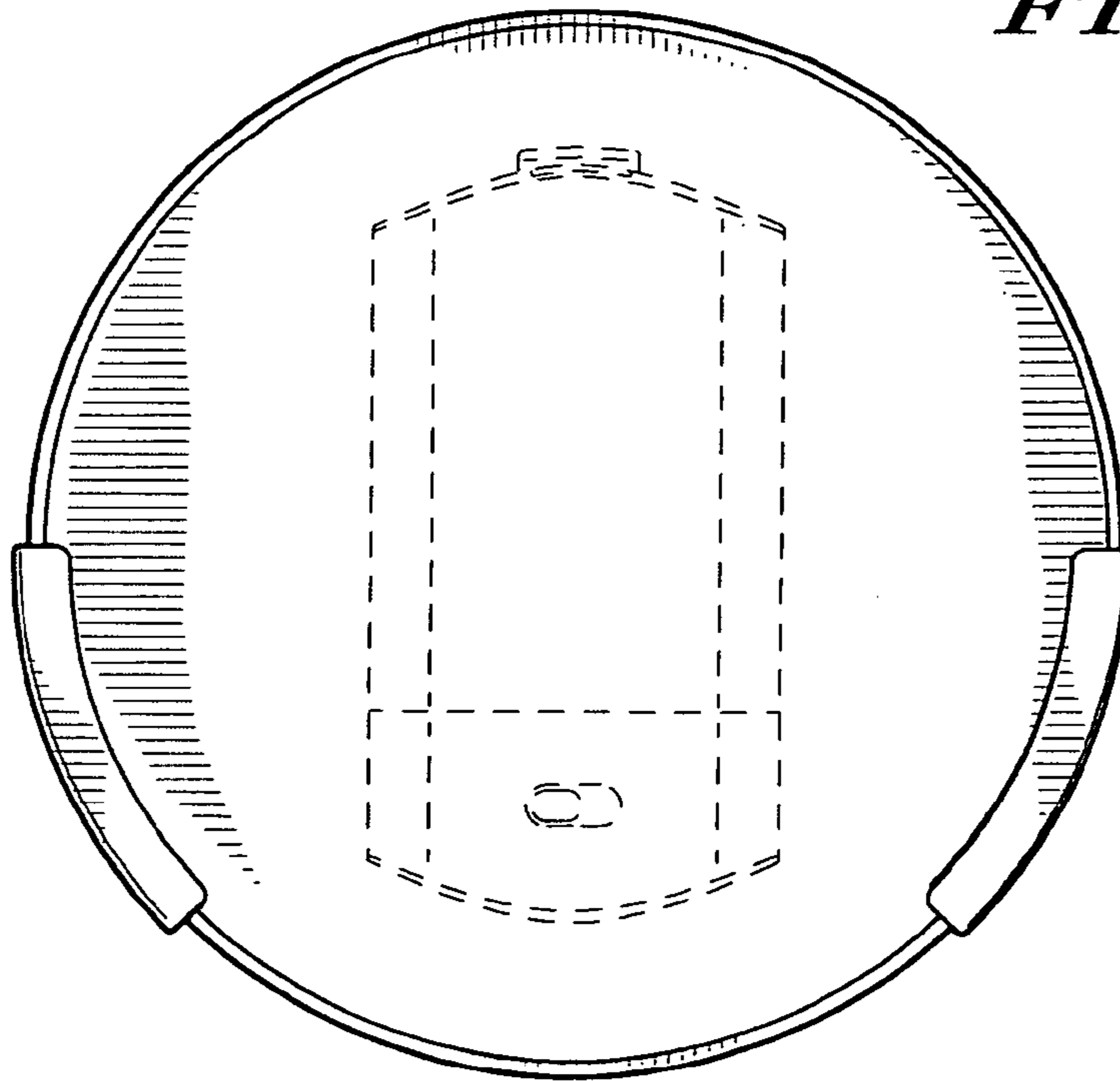


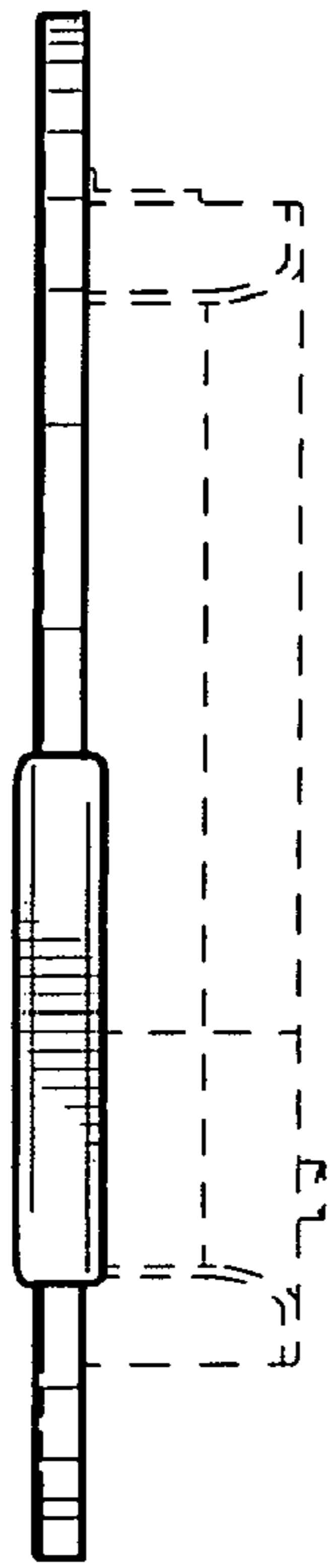
*FIG. 1*

*FIG. 2*

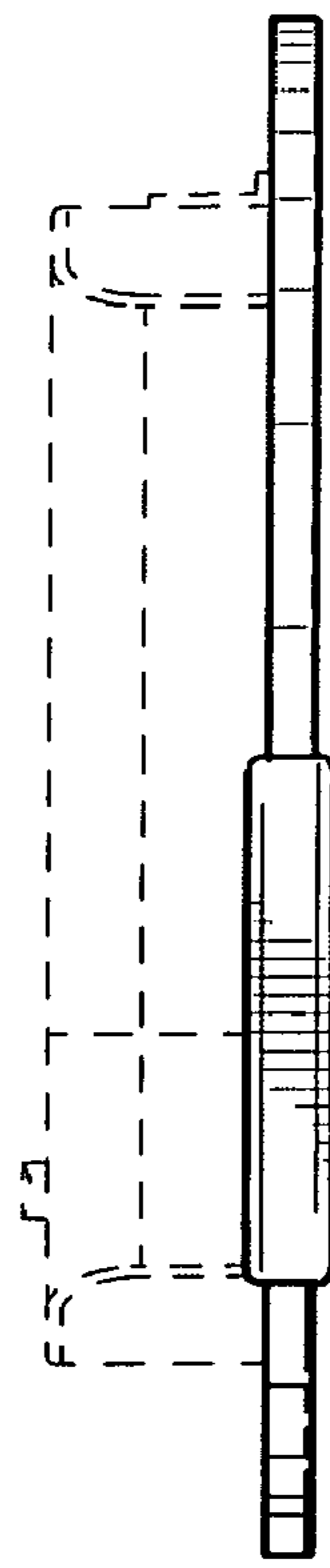


*FIG. 3*



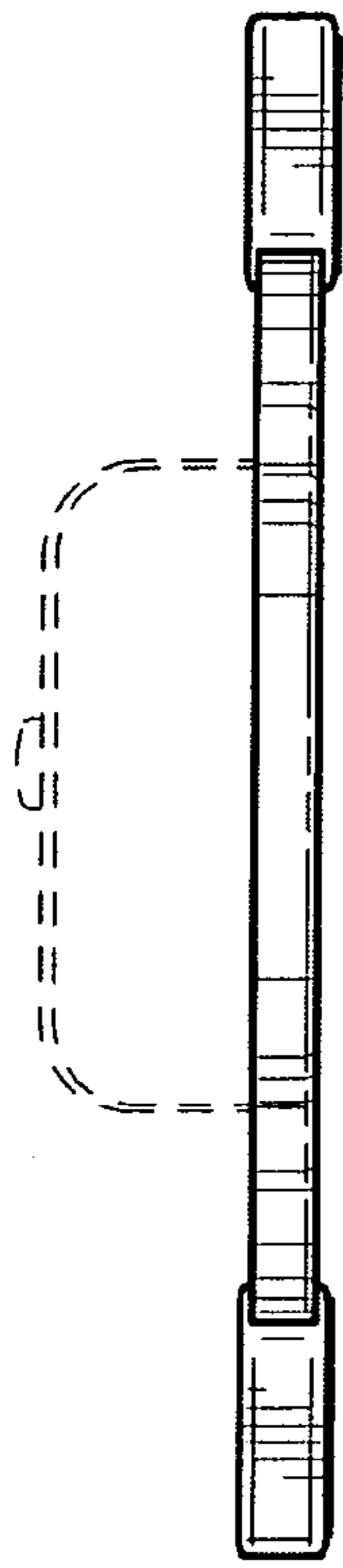


*FIG. 4*

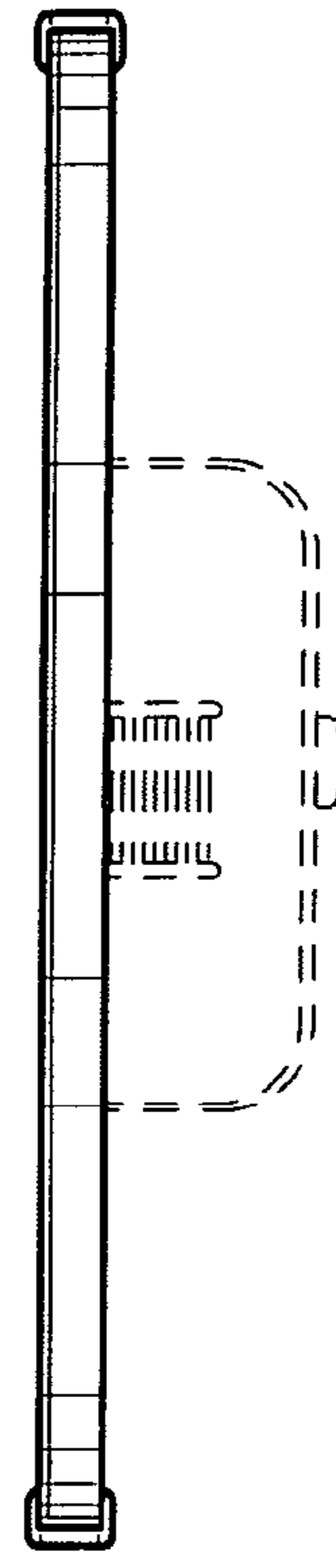


*FIG. 5*

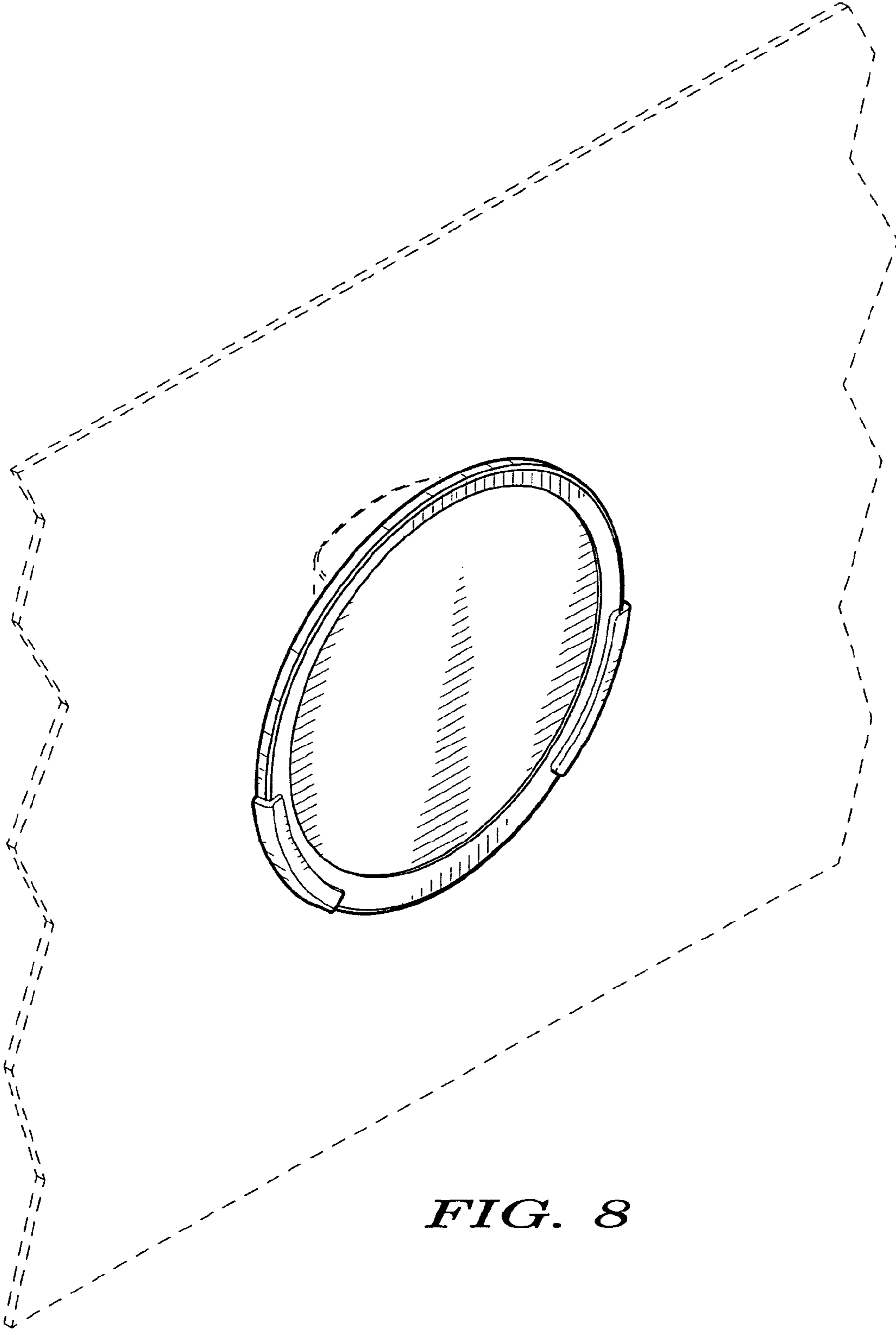




*FIG. 6*



*FIG. 7*



**FIG. 8**