



US00D660366S

(12) **United States Design Patent**
Bengyak

(10) **Patent No.:** **US D660,366 S**

(45) **Date of Patent:** **** May 22, 2012**

(54) **HAND SIGN**

DESCRIPTION

- (76) Inventor: **Christopher Edward Bengyak**, Vero Beach, FL (US)
- (**) Term: **14 Years**
- (21) Appl. No.: **29/374,254**
- (22) Filed: **Jul. 19, 2011**
- (51) **LOC (9) Cl.** **20-03**
- (52) **U.S. Cl.** **D20/33**
- (58) **Field of Classification Search** D20/10, D20/19, 29-33, 36, 40, 99; 40/446, 538, 40/541, 584, 586; D2/615, 869; D21/400
See application file for complete search history.

(56) **References Cited**

U.S. PATENT DOCUMENTS

D360,653 S *	7/1995	McKee	D20/33
D407,888 S *	4/1999	Morais	D2/869
D427,638 S *	7/2000	Collins et al.	D20/10
D429,285 S *	8/2000	Schini	D20/32
D555,205 S *	11/2007	Strong	D20/10
D607,514 S *	1/2010	Cardea	D20/29

(Continued)

OTHER PUBLICATIONS

Patriots logo—Trademark Serial No. 74374929, Apr. 2, 1993 (Applicant) New England Patriots L.P. Limited Partnership Trademark Electronic Service System (TESS), at www.uspto.gov.*

(Continued)

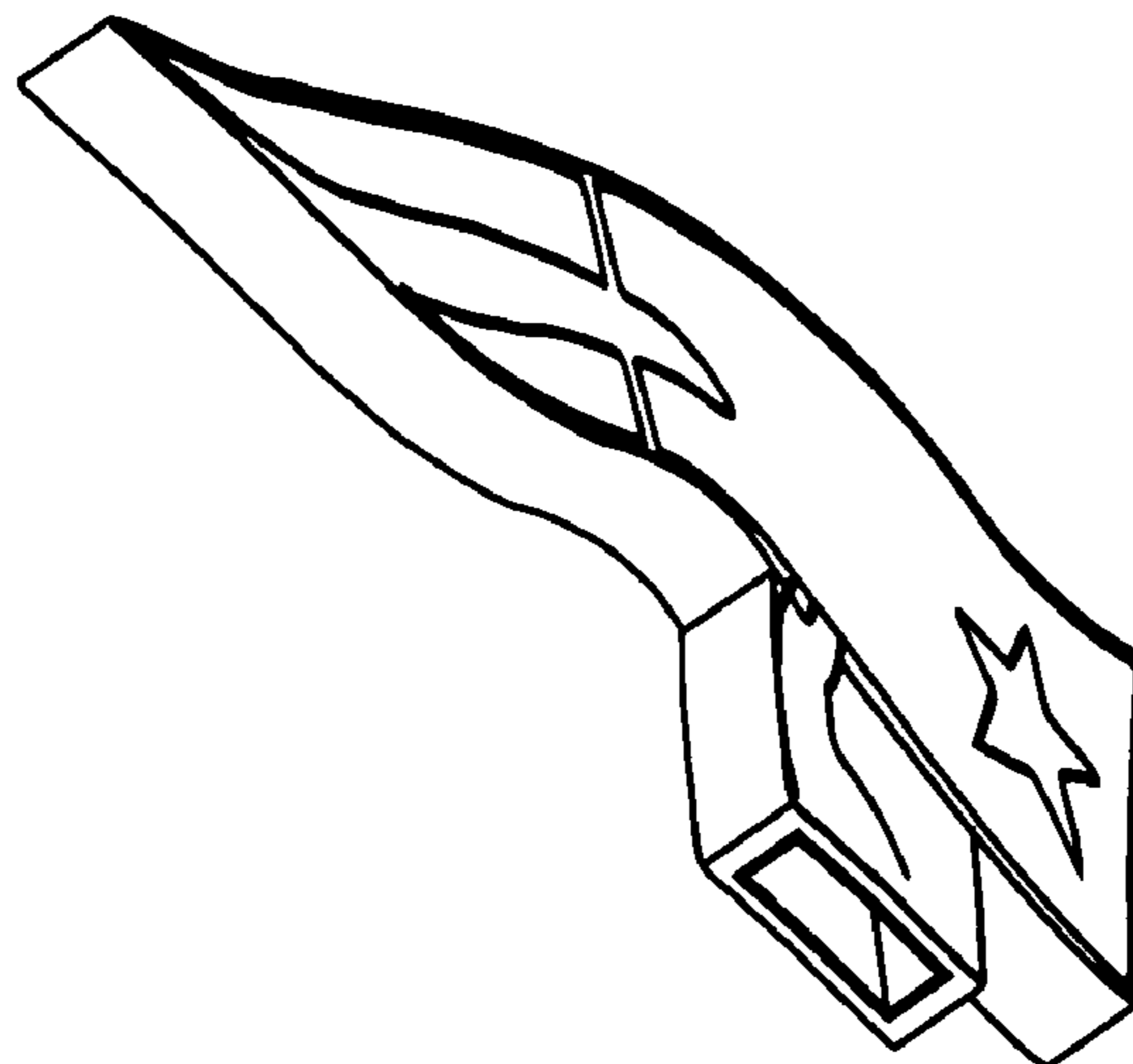
Primary Examiner — Mary Ann Calabrese

(57) **CLAIM**

The ornamental design for a hand sign, as shown and described.

FIG. 1 is a right-side elevational view of a first embodiment of a left-hand hand sign according to the invention;
 FIG. 2 is a left-side elevational view of the left-hand hand sign of FIG. 1;
 FIG. 3 is a rear elevational view of the left-hand hand sign of FIG. 1;
 FIG. 4 is a top plan view of the left-hand hand sign of FIG. 1;
 FIG. 5 is a bottom plan view of the left-hand hand sign of FIG. 1;
 FIG. 6 is a front elevational view of the left-hand hand sign of FIG. 1;
 FIG. 7 is a perspective view from below the rear of the right side of the left-hand hand sign of FIG. 1;
 FIG. 8 is a perspective view from above the front of the right side of the left-hand hand sign of FIG. 1.
 FIG. 9 is a left-side elevational view of a second embodiment of a right-hand hand sign according to the invention;
 FIG. 10 is a right-side elevational view of the right-hand hand sign of FIG. 9;
 FIG. 11 is a front elevational view of the right-hand hand sign of FIG. 9;
 FIG. 12 is a top plan view of the right-hand hand sign of FIG. 9;
 FIG. 13 is a bottom plan view of the right-hand hand sign of FIG. 9;
 FIG. 14 is a rear elevational view of the right-hand hand sign of FIG. 9;
 FIG. 15 is a perspective view from below the rear of the left side of the right-hand hand sign of FIG. 9; and,
 FIG. 16 is a perspective view from above the front of the left side of the right-hand hand sign of FIG. 9.

1 Claim, 6 Drawing Sheets



US D660,366 S

Page 2

U.S. PATENT DOCUMENTS

D628,650 S * 12/2010 Lake D20/33
D633,945 S * 3/2011 Scott D20/33
D633,946 S * 3/2011 Scott D20/33
D641,424 S * 7/2011 Bengyak D20/29
D641,791 S * 7/2011 Scott D20/33
D647,571 S * 10/2011 Bengyak D20/33
D649,597 S * 11/2011 Malinowski D20/33

OTHER PUBLICATIONS

New England Patriots Alternate Logo (2000 -)—Chris Creamer's
sportslogos.net <http://www.sportslogos.net/logo.php?id=yel4gpyykcebgvtqz02x2fkes> pulled from the web on Jan. 5,
2012.*

* cited by examiner

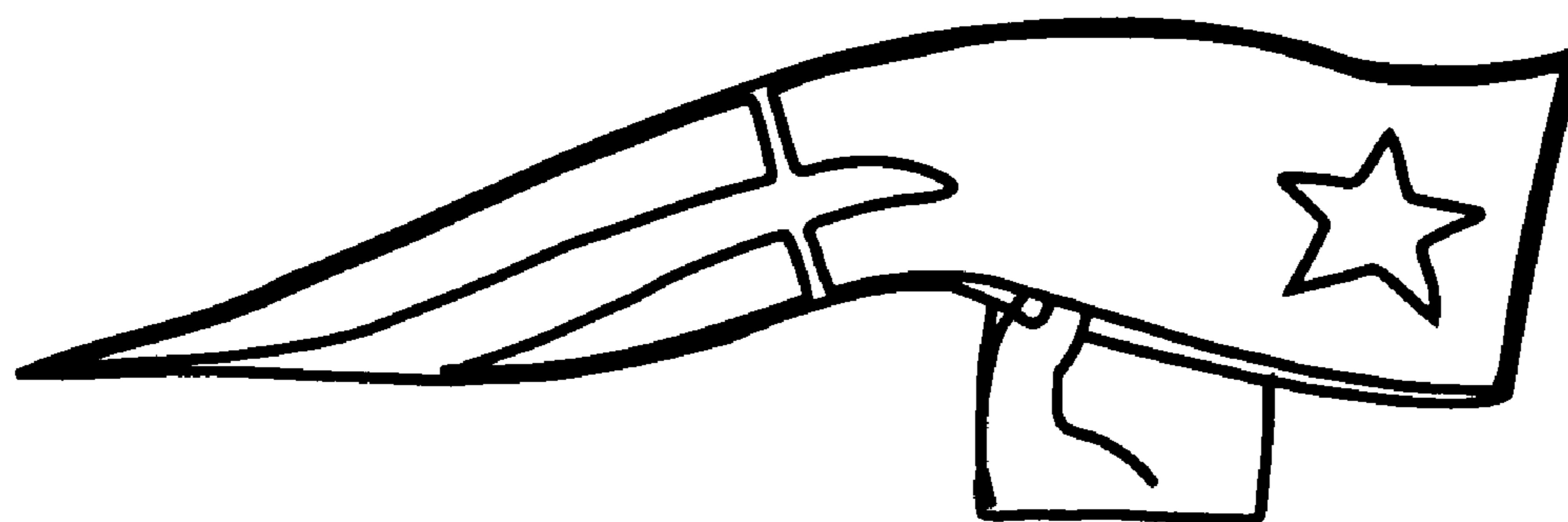


FIG. 1

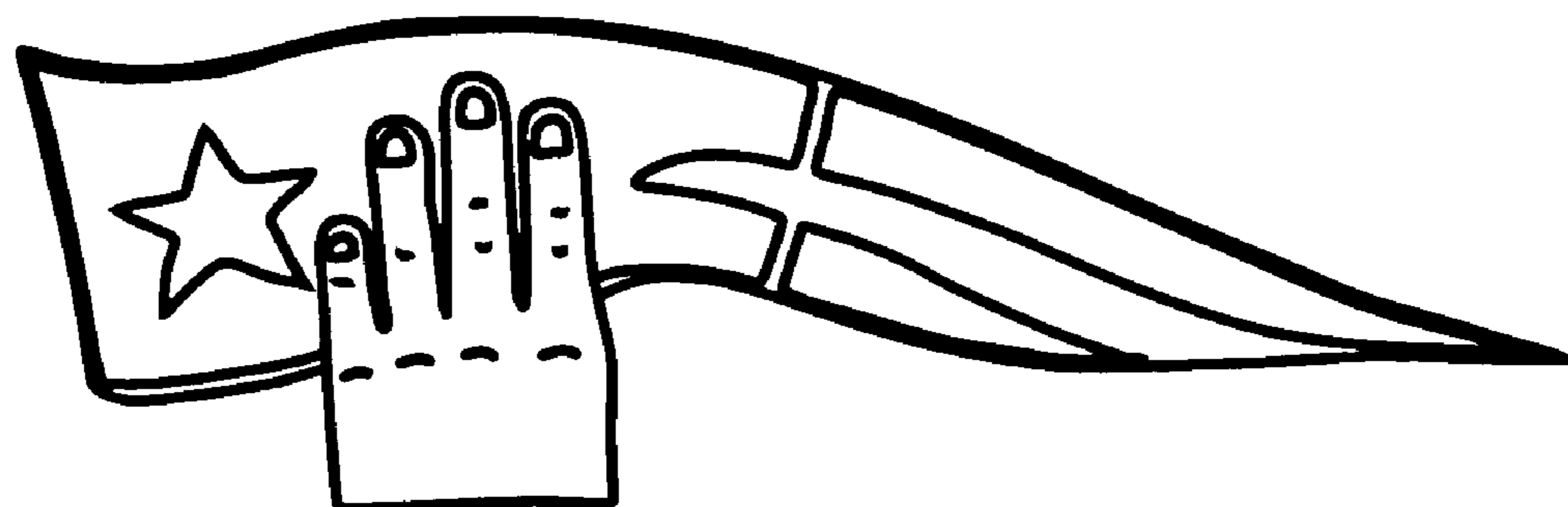


FIG. 2



FIG. 4



FIG. 3




FIG. 6



FIG. 5

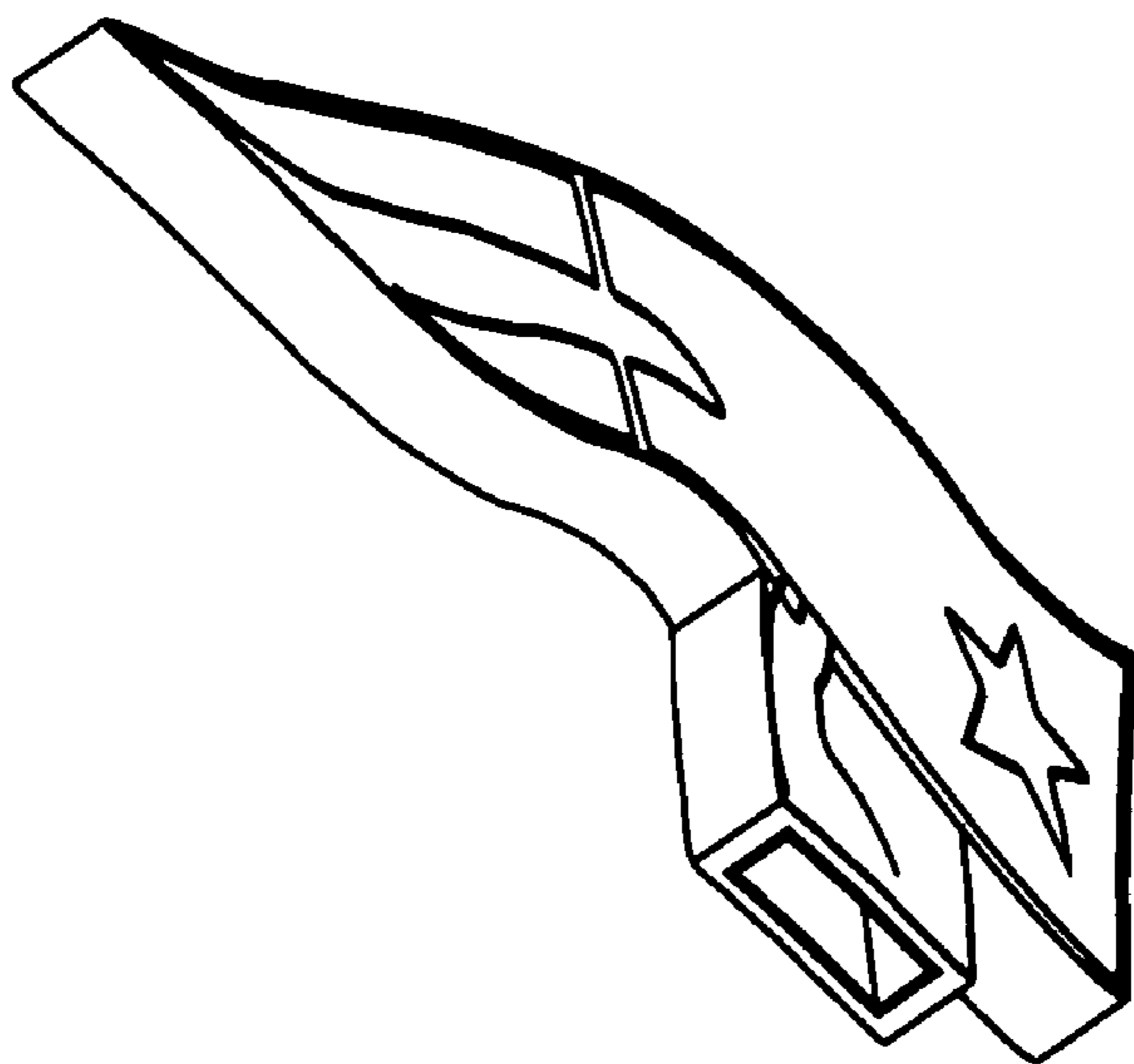


FIG. 7




FIG. 8

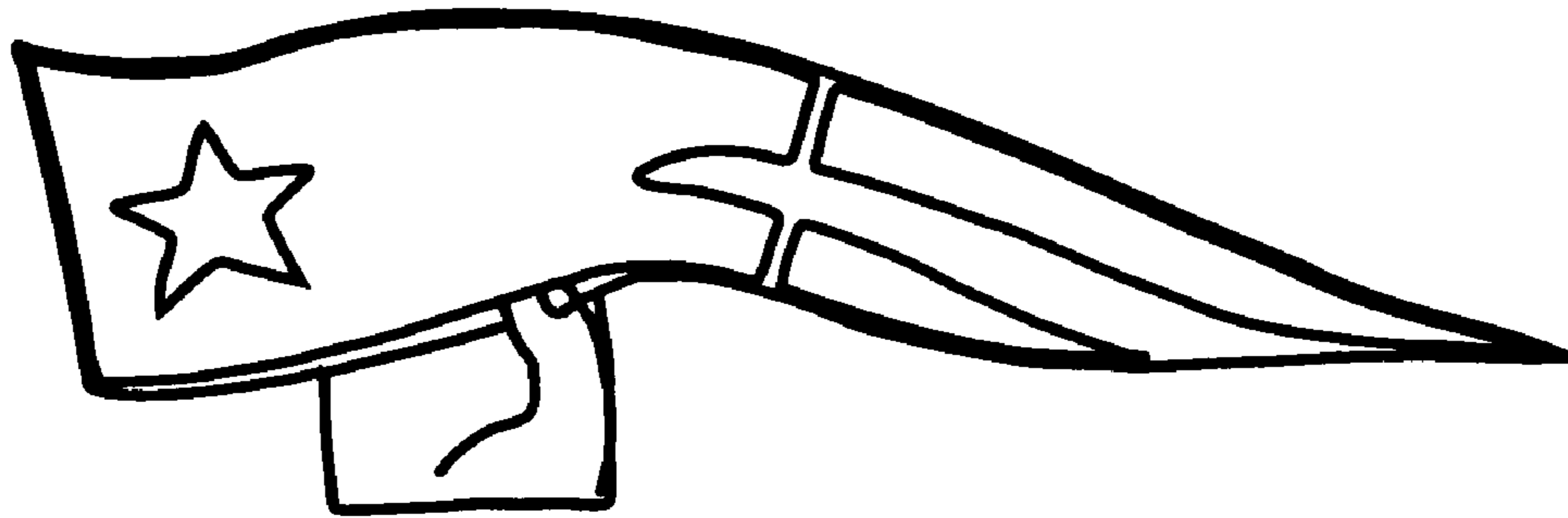


FIG. 9




FIG. 10




FIG. 12



FIG. 11



FIG. 14



FIG. 13

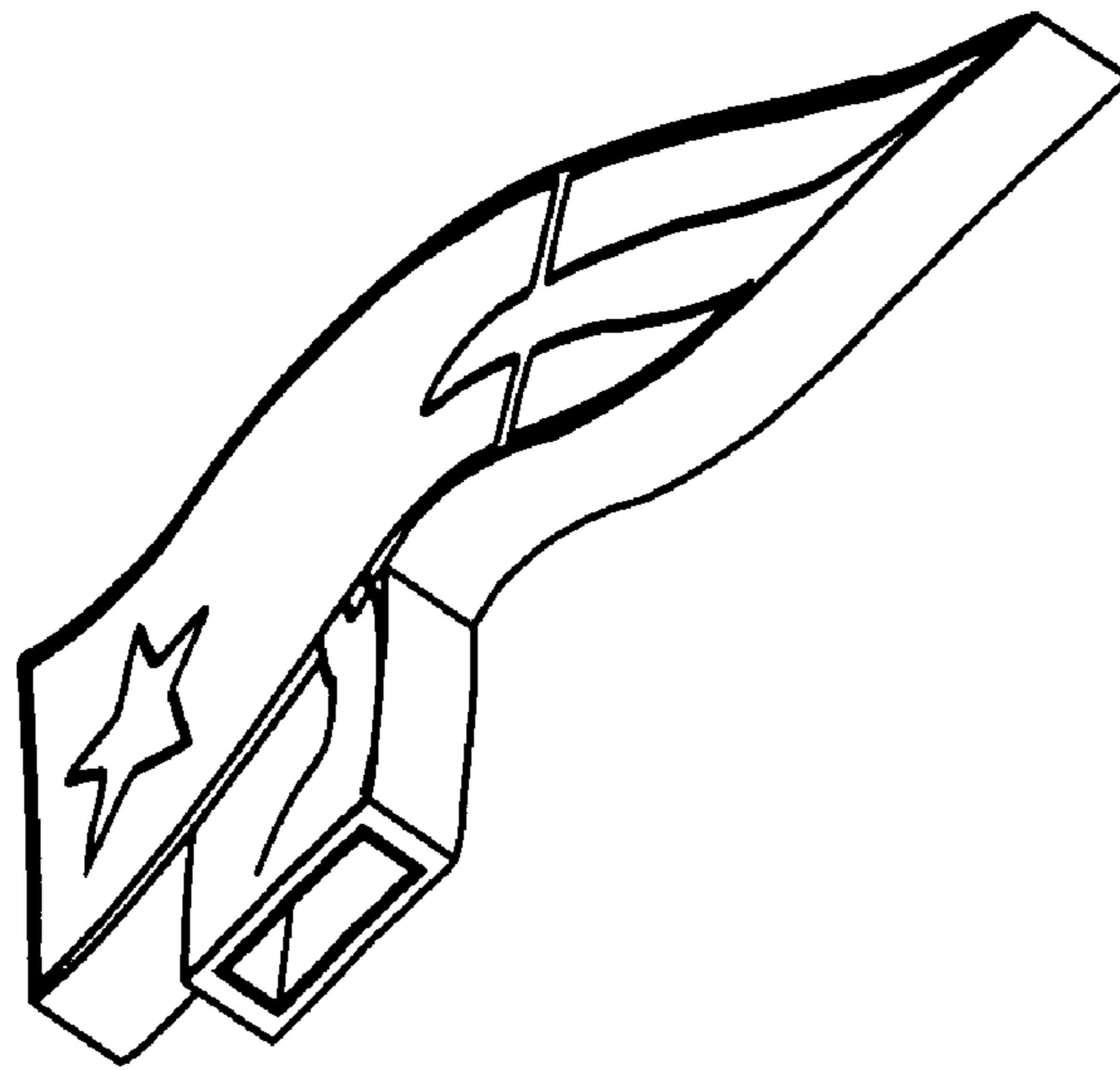


FIG. 15




FIG. 16