



US00D660363S

(12) **United States Design Patent**
Clark

(10) **Patent No.:** **US D660,363 S**

(45) **Date of Patent:** **** May 22, 2012**

(54) **EYEGLASSES TAG**

(76) **Inventor:** **W. Randal Clark**, Crystal River, FL
(US)

(**) **Term:** **14 Years**

(21) **Appl. No.:** **29/393,056**

(22) **Filed:** **May 28, 2011**

(51) **LOC (9) Cl.** **19-08**

(52) **U.S. Cl.** **D20/22**

(58) **Field of Classification Search** D20/10,
D20/11, 15, 19, 22-28, 40, 99; 40/1, 124.01-124.09,
40/124.11-124.19, 124.191, 299.01, 308-310,
40/359, 625, 626, 628, 636, 638, 641, 658,
40/662, 669, 672, 673; D16/219; 206/486;
283/56, 71, 81

See application file for complete search history.

(56) **References Cited**

U.S. PATENT DOCUMENTS

281,391	A *	7/1883	Nuhn et al.	40/310
1,379,491	A *	5/1921	Toy	40/669
1,506,956	A *	9/1924	Thompson	40/672
1,695,036	A *	12/1928	Thursby	40/1
D82,085	S *	9/1930	Harris	D20/15
2,054,227	A	9/1936	Nichols	
2,192,514	A *	3/1940	Carleton	40/662
2,592,386	A *	4/1952	Breakey	40/658
3,290,808	A *	12/1966	Delitz	40/638
D277,115	S	1/1985	Liebman	
4,662,094	A	5/1987	Jaffe	
4,877,320	A	10/1989	Holden	
4,893,840	A	1/1990	Berkowitz	
D350,988	S	9/1994	Kravitz	
D352,526	S	11/1994	Liebman	

5,387,012	A	2/1995	Hibbs	
D356,600	S	3/1995	Hibbs	
5,537,765	A	7/1996	Liebman et al.	
5,775,018	A	7/1998	Steinborn	
D400,901	S *	11/1998	Chapman et al.	D16/219
6,023,864	A	2/2000	Liebenow	
6,120,146	A	9/2000	Harris	
6,330,758	B1	12/2001	Feibelman	
6,678,976	B2	1/2004	Jones	
D516,627	S *	3/2006	Collins et al.	D20/22
7,040,051	B2 *	5/2006	Windorski	40/641
2005/0000136	A1 *	1/2005	Davis et al.	40/673
2006/0123677	A1 *	6/2006	Jazbinsek	40/310
2008/0301992	A1 *	12/2008	Wagenknecht et al.	40/658

* cited by examiner

Primary Examiner — Mary Ann Calabrese

(74) *Attorney, Agent, or Firm* — Law Office of Steven R. Olsen PLLC; Steven R. Olsen

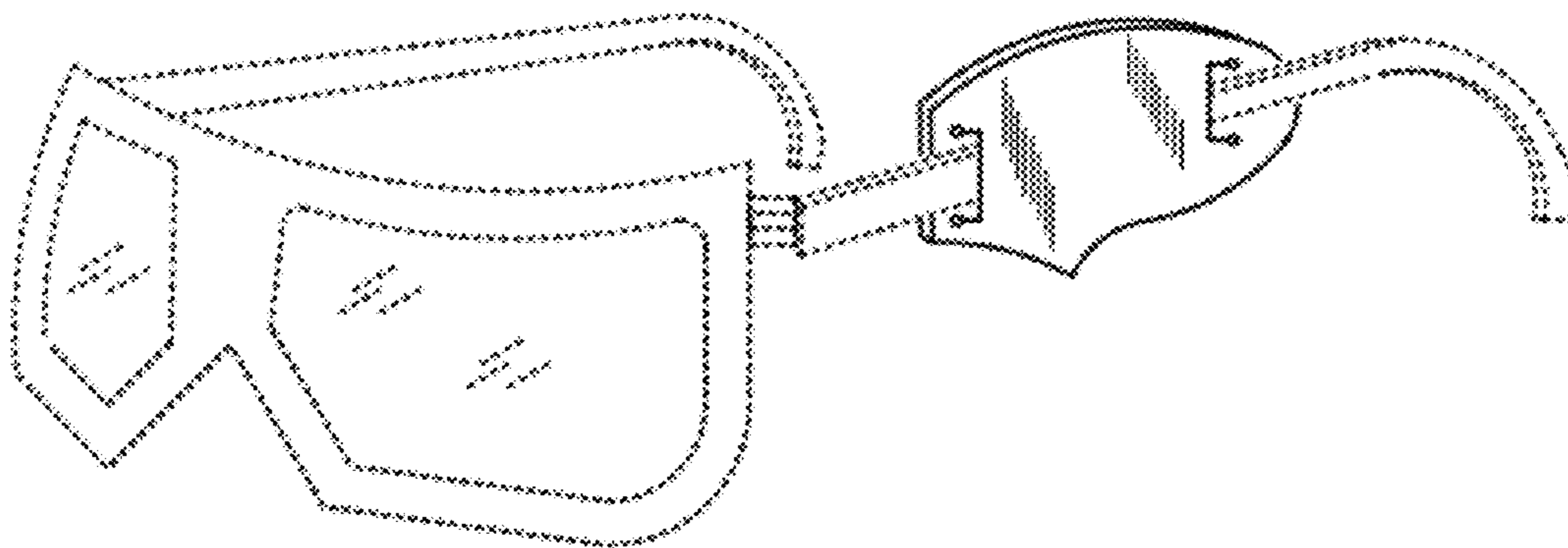
(57) **CLAIM**

An ornamental design for an eyeglasses tag, as shown and described.

DESCRIPTION

FIG. 1 is a perspective view of an eyeglasses tag, showing my new design, a pair of eyeglasses being shown in broken lines for illustrative purposes only and forming no part of the claimed design;
FIG. 2 is an end view;
FIG. 3 is a top plan view, a bottom plan view being a mirror image thereof;
FIG. 4 is a side view;
FIG. 5 is an opposite end view; and,
FIG. 6 is an opposite side view.

1 Claim, 1 Drawing Sheet



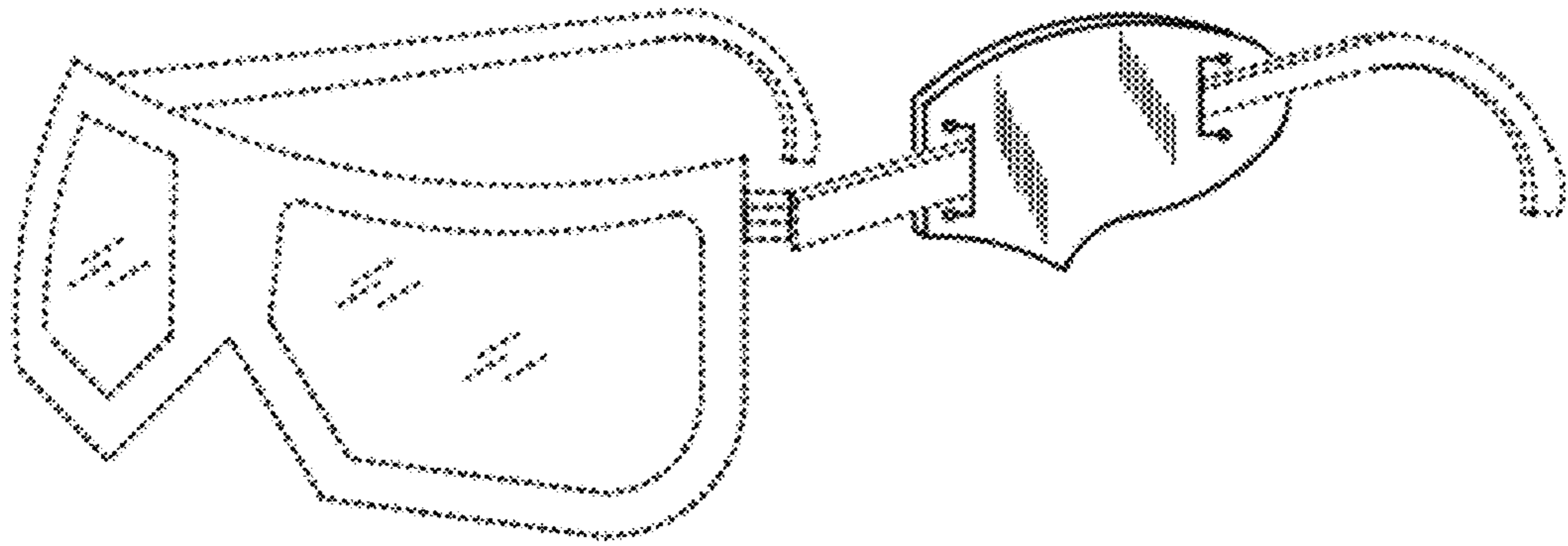


FIG. 1

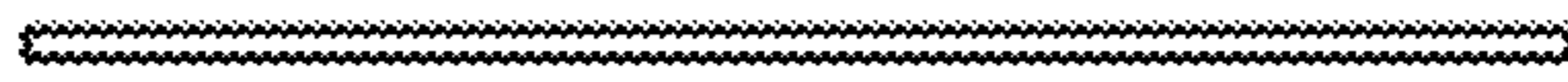


FIG. 4

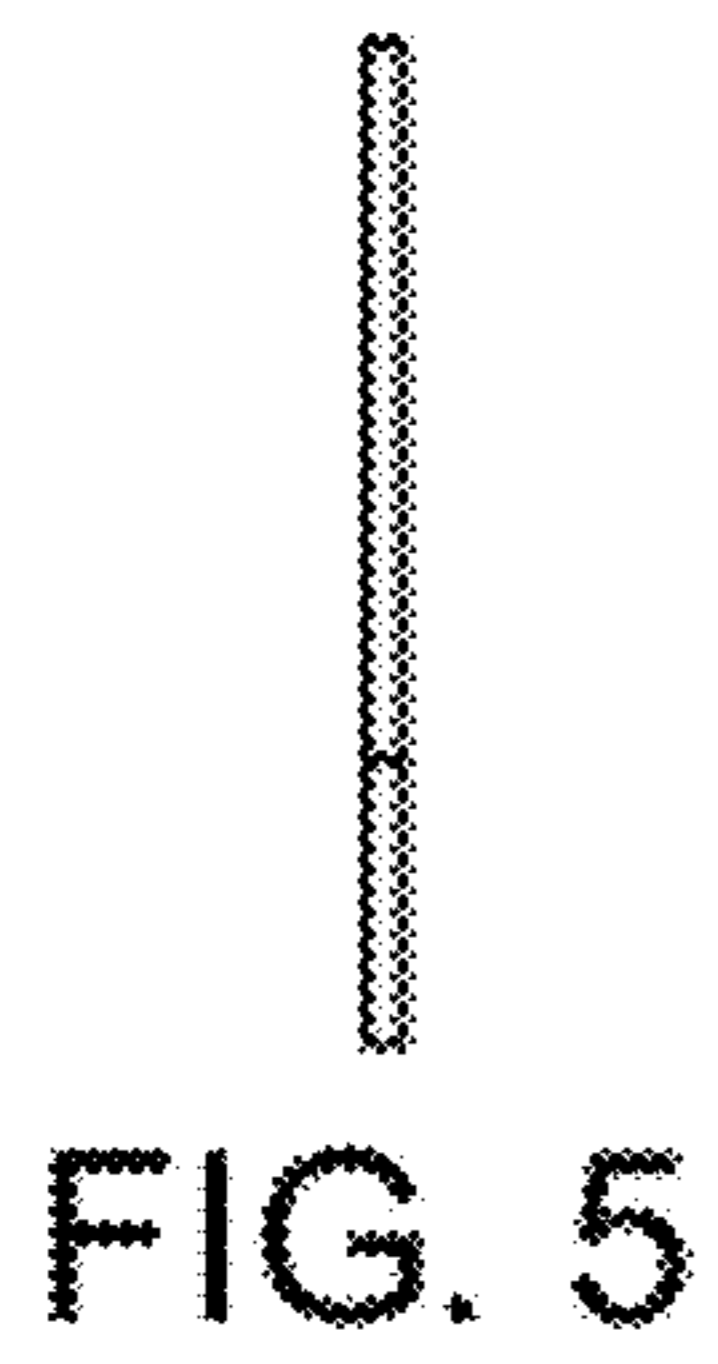


FIG. 5

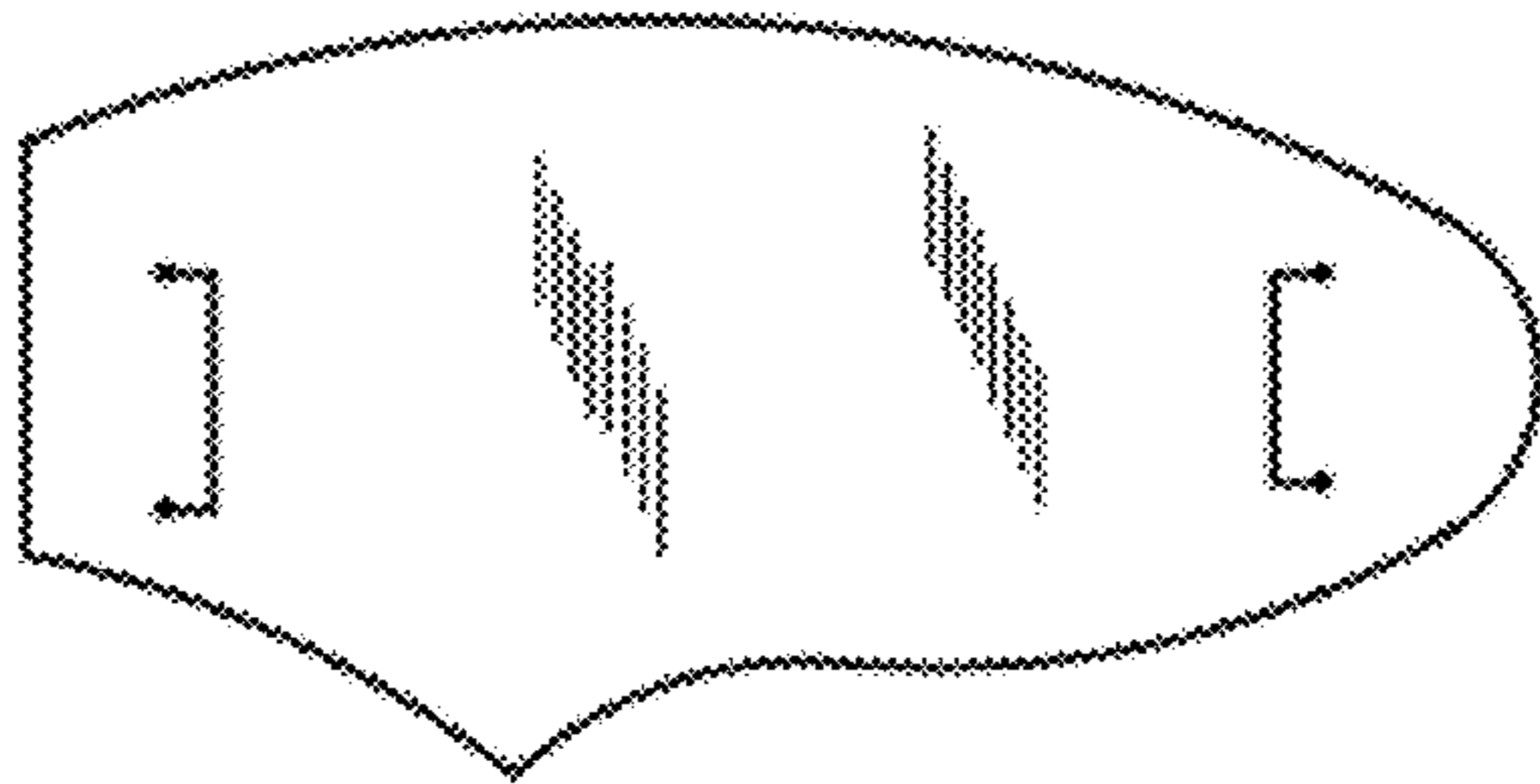


FIG. 3

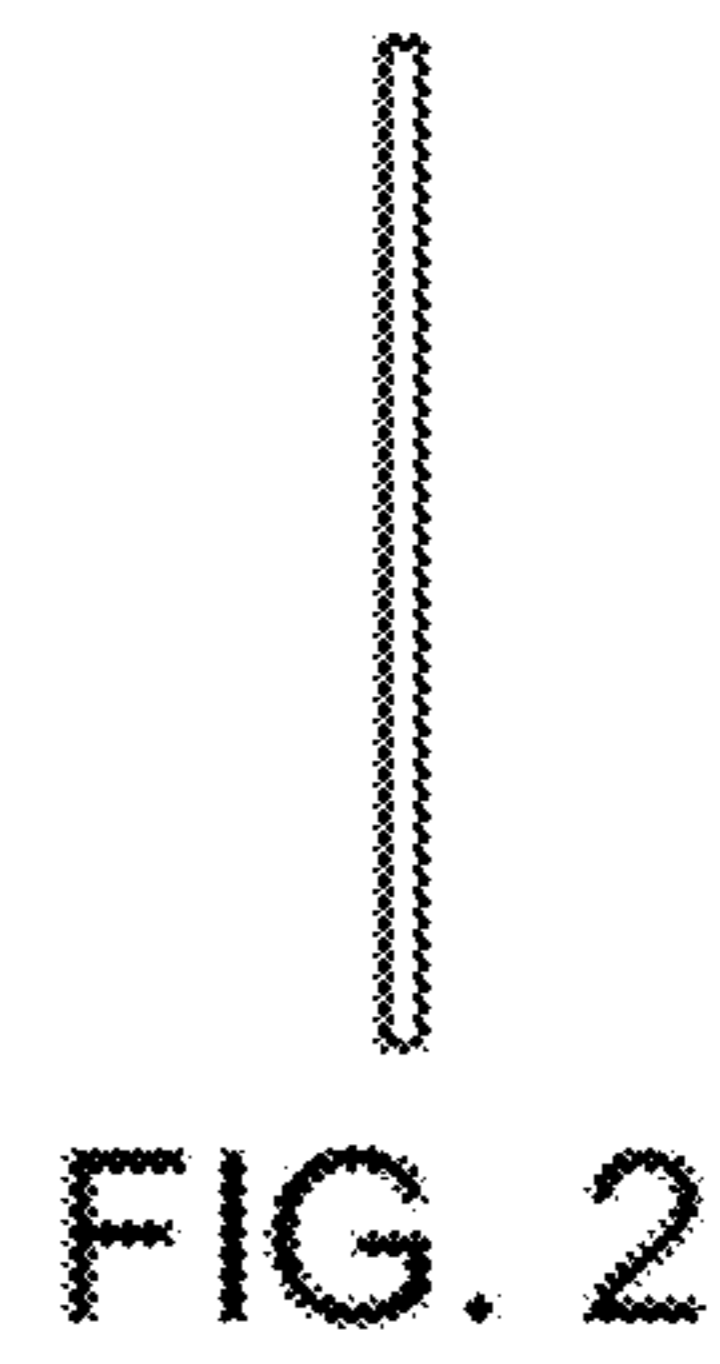


FIG. 2



FIG. 6