



US00D660358S

(12) **United States Design Patent**
Zhang

(10) **Patent No.:** **US D660,358 S**

(45) **Date of Patent:** **** May 22, 2012**

- (54) **PEN**
- (75) Inventor: **Youbin Zhang**, Ningbo (CN)
- (73) Assignee: **Beifa Group Co., Ltd.**, Ningbo (CN)
- (**) Term: **14 Years**
- (21) Appl. No.: **29/387,625**
- (22) Filed: **Mar. 15, 2011**

- D500,792 S 1/2005 Bain
- D501,508 S 2/2005 Lecce
- D548,787 S 8/2007 Slemp
- D562,892 S * 2/2008 Qiu et al. D19/48
- D582,979 S 12/2008 Leibeck
- D628,637 S 12/2010 Xiao
- D628,638 S 12/2010 Zhano
- D628,639 S 12/2010 Wang
- D631,915 S 2/2011 Stukenkemper
- D633,943 S 3/2011 Stukenkemper
- D642,619 S * 8/2011 Kermoal D19/48
- D651,646 S * 1/2012 Puglisi et al. D19/42

(30) **Foreign Application Priority Data**

Sep. 15, 2010 (CN) 2010 3 0528183

- (51) **LOC (9) Cl.** **19-06**
- (52) **U.S. Cl.** **D19/48**
- (58) **Field of Classification Search** D19/35,
D19/36, 41-51, 54-58; 24/11 R, 11 F, 11 P;
401/52, 99, 100-109, 192, 195, 196; D14/411
See application file for complete search history.

(56) **References Cited**

U.S. PATENT DOCUMENTS

- D356,306 S * 3/1995 Ady et al. D14/411
- D363,739 S 10/1995 Petrillo
- D386,788 S 11/1997 Shui-Shang
- D389,131 S 1/1998 Nagaoka
- D406,604 S 3/1999 Andrews
- D413,926 S 9/1999 Polidoro
- D421,771 S 3/2000 Avenatti
- D440,602 S 4/2001 Ikeda
- D452,707 S 1/2002 Kazaoka
- D453,354 S 2/2002 Ikenaga
- D462,356 S 9/2002 Ono
- D484,535 S * 12/2003 Fang D19/36
- D486,859 S * 2/2004 Hodge D19/51
- D496,962 S 10/2004 Bonnamour

OTHER PUBLICATIONS

- Zhang, Y., "Pen," U.S. Appl. No. 29/365,887, filed Jul. 16, 2010.
- Zhang, Y., "Pen," U.S. Appl. No. 29/387,803, filed Mar. 18, 2011.
- Zhang, Y., "Pen," U.S. Appl. No. 29/387,805, filed Mar. 18, 2011.

* cited by examiner

Primary Examiner — Elizabeth Albert

(74) *Attorney, Agent, or Firm* — Christensen O'Connor Johnson Kindness PLLC

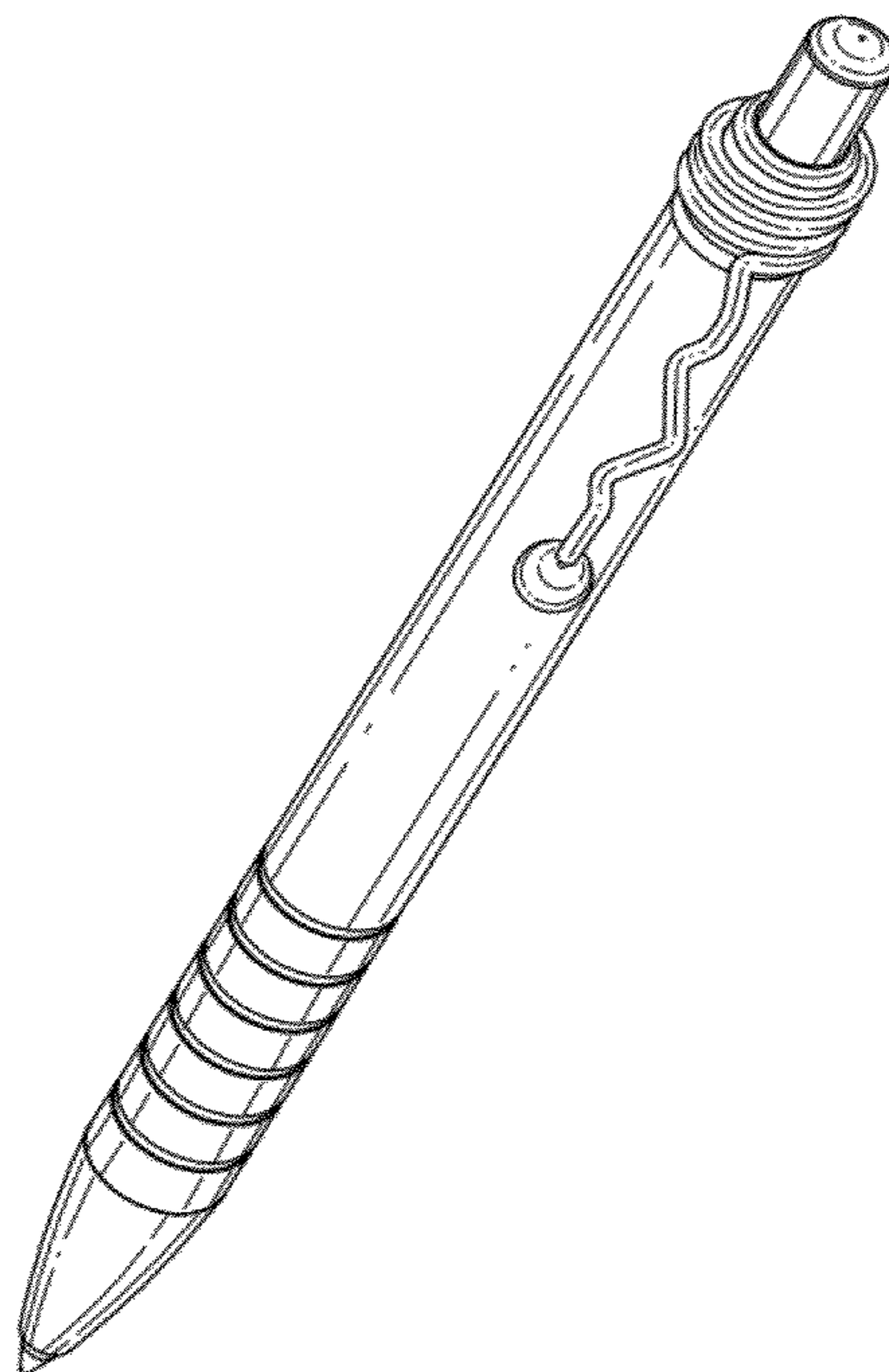
(57) **CLAIM**

The ornamental design for a pen, as shown and described.

DESCRIPTION

FIG. 1 is an upper front left perspective view of a pen showing my new design;
 FIG. 2 is a front elevation view thereof;
 FIG. 3 is an enlarged top plan view thereof;
 FIG. 4 is a rear elevation view thereof;
 FIG. 5 is a left side elevation view thereof;
 FIG. 6 is an enlarged bottom plan view thereof; and,
 FIG. 7 is a right side elevation view thereof.

1 Claim, 3 Drawing Sheets



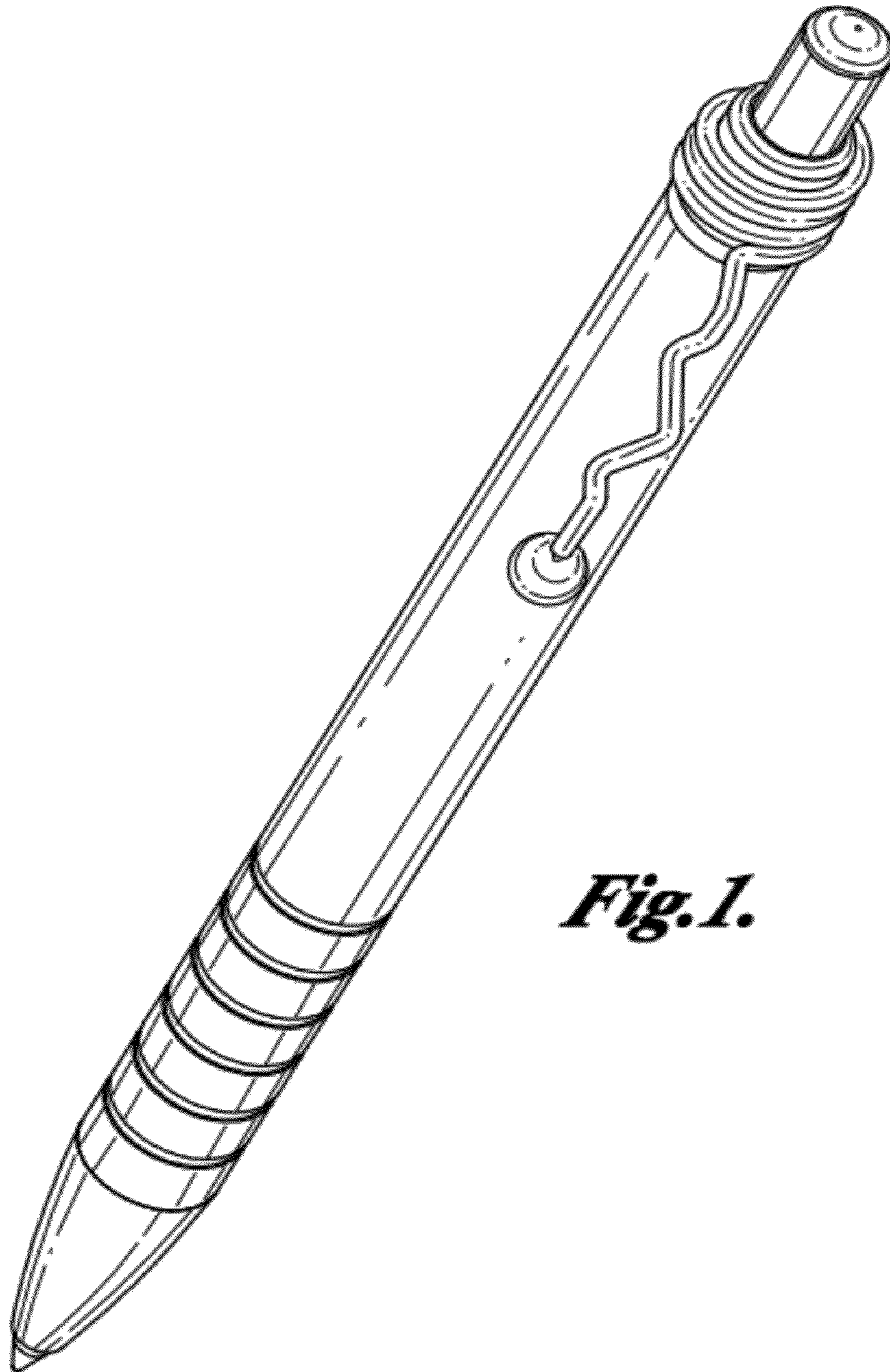


Fig. 1.




Fig. 2.




Fig. 3.

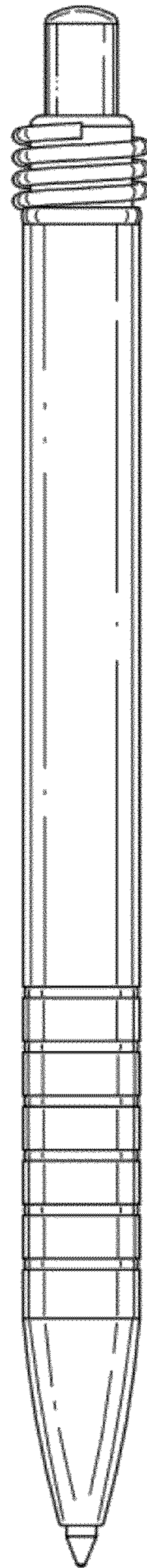


Fig. 4.

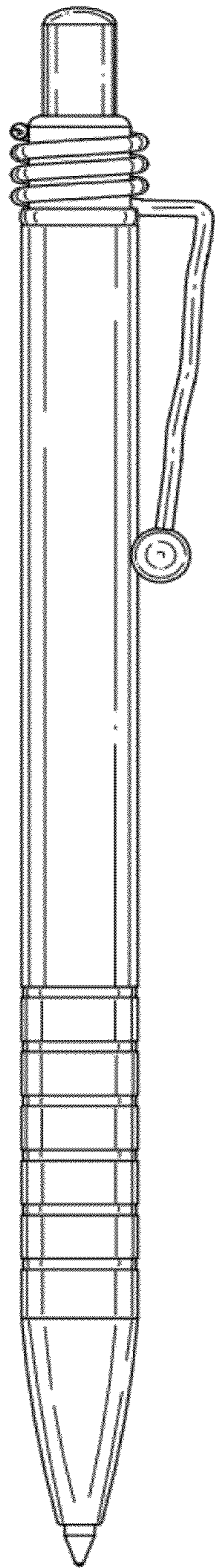


Fig. 5.

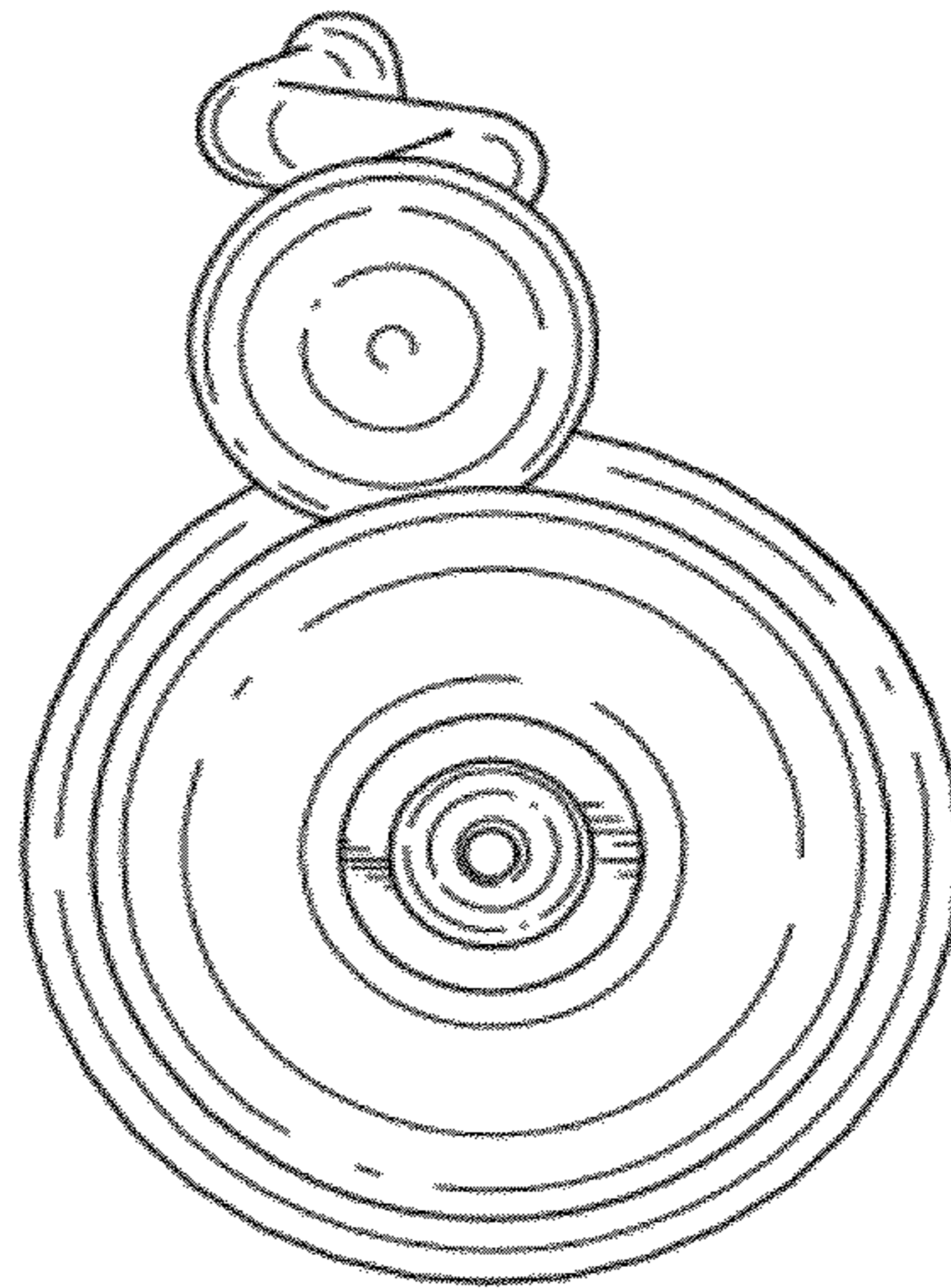


Fig. 6.

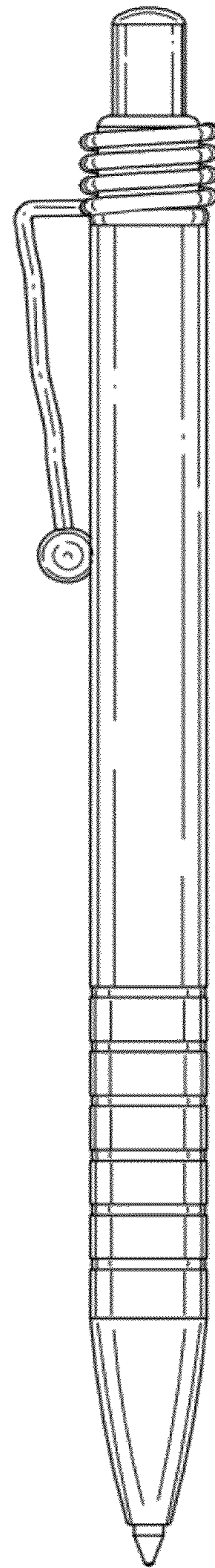


Fig. 7.