

US00D660356S

(12) **United States Design Patent**
Moross et al.

(10) **Patent No.:** **US D660,356 S**

(45) **Date of Patent:** **** May 22, 2012**

(54) **BOOKLET**

(75) Inventors: **Richard Moross**, London (GB);
William Thomas Rowe, London (GB);
Denise E. Wilton, Croydon (GB)

(73) Assignee: **Moo Print Ltd.**, London (GB)

(**) Term: **14 Years**

(21) Appl. No.: **29/318,200**

(22) Filed: **May 15, 2008**

(30) **Foreign Application Priority Data**

Nov. 15, 2007 (EP) 000829759

(51) **LOC (9) Cl.** **19-04**

(52) **U.S. Cl.** **D19/26**

(58) **Field of Classification Search** D6/626,
D6/632, 407; D3/303, 301; D19/27, 26,
D19/90, 30, 31; D9/423; 402/73; 281/37,
281/31, 4, 29, 2

See application file for complete search history.

(56) **References Cited**

U.S. PATENT DOCUMENTS

987,019	A *	3/1911	Shapro	281/33
1,089,557	A *	3/1914	Henderson	281/34
2,732,874	A *	1/1956	Carstensen	150/147
D264,602	S *	5/1982	Plutsky	D19/26
D288,263	S *	2/1987	Pagano	D3/249
D334,587	S *	4/1993	Steinert	D19/26
D337,208	S *	7/1993	Reed	D6/301
D337,610	S *	7/1993	Mixon	D19/26
D375,977	S *	11/1996	Swarts	D19/90
D376,176	S *	12/1996	Buraczynski	D19/26
D610,612	S *	2/2010	Rhee	D19/26
D638,471	S *	5/2011	Whitted	D19/26

OTHER PUBLICATIONS

Photographs of a U.S. Postage "Forever" Stamp booklet where the two ends are folded inward and the resulting two halves fold together again and held together by a dab of pressure sensitive adhesive. (2007) United Postal Service. (2 pages).

* cited by examiner

Primary Examiner — Austin Murphy

(74) *Attorney, Agent, or Firm* — Panitch Schwarze Belisario & Nadel LLP

(57) **CLAIM**

The ornamental design for a booklet, as shown and described.

DESCRIPTION

FIG. 1 is a perspective view of the front and top sides the booklet shown in a closed position;

FIG. 2 is a front view thereof;

FIG. 3 is a left side view thereof;

FIG. 4 is a rear view thereof;

FIG. 5 is right side thereof;

FIG. 6 is a top plan view thereof, the bottom plan view being a mirror image;

FIG. 7 is a perspective view of the front and top sides of the booklet shown with the booklet cover folded open in a position of use;

FIG. 8 is a front view of FIG. 7;

FIG. 9 is a left side view of FIG. 7;

FIG. 10 is a rear view of FIG. 7;

FIG. 11 is a right side view of FIG. 7;

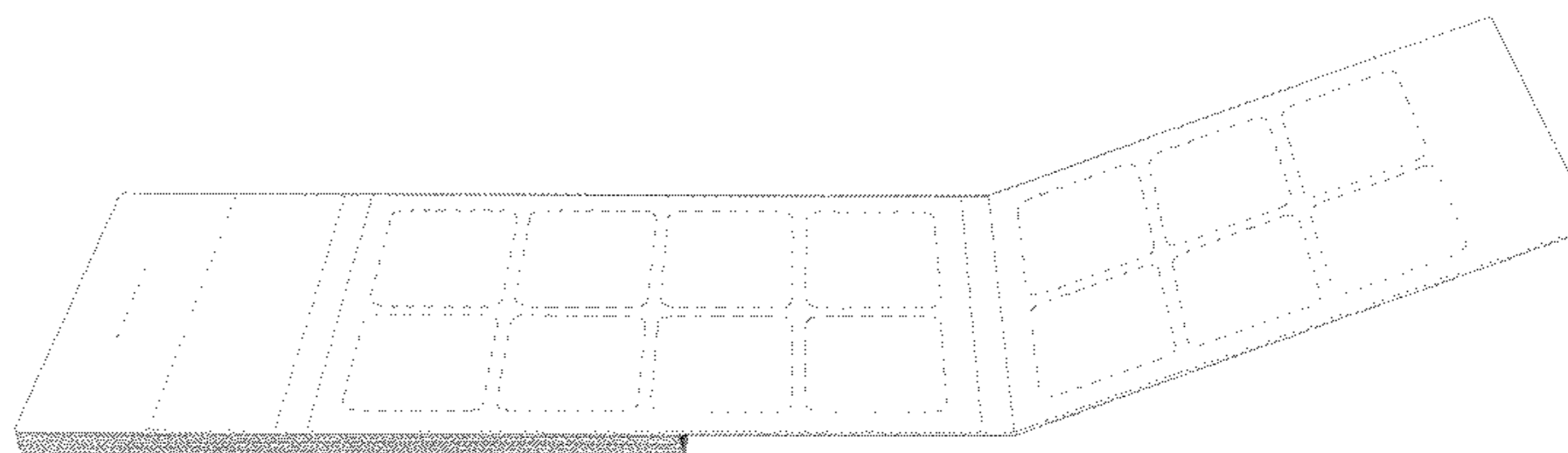
FIG. 12 is a top plan view of FIG. 7 the bottom plan view being a mirror image;

FIG. 13 is a perspective view of the front and bottom sides thereof with the booklet cover in a partially open configuration to clearly show the inner sides of the panels forming the cover; and,

FIG. 14 is a perspective view of the rear and bottom sides of FIG. 13.

The broken lines in various figures represent portions of the article that form no part of the claim.

1 Claim, 14 Drawing Sheets






Fig. 1




Fig. 2




Fig. 3




Fig. 4




Fig. 5



Fig. 6

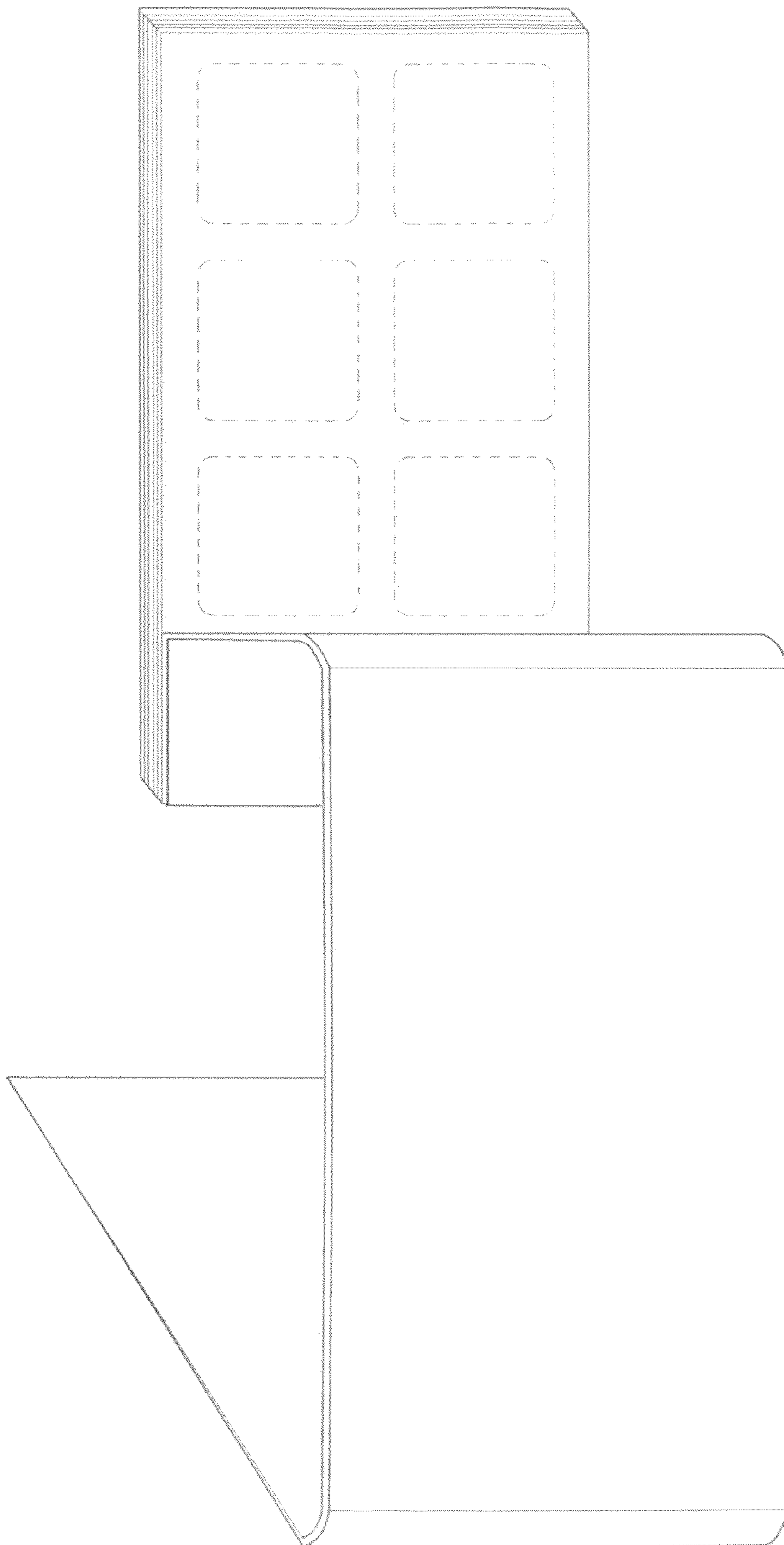


Fig. 7

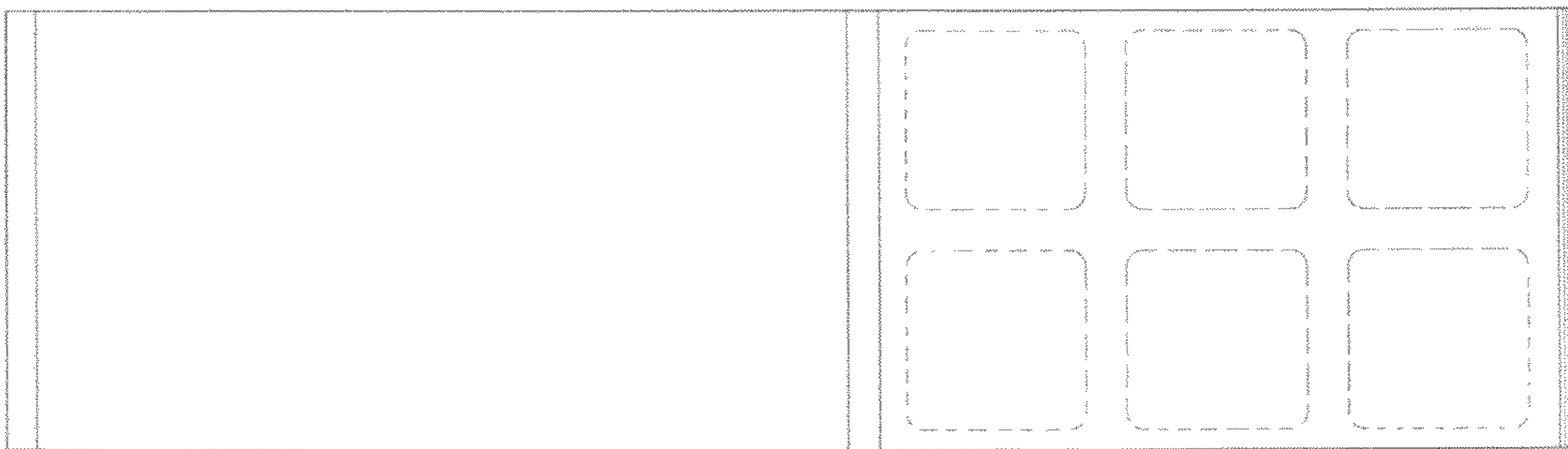


Fig. 8




Fig. 9

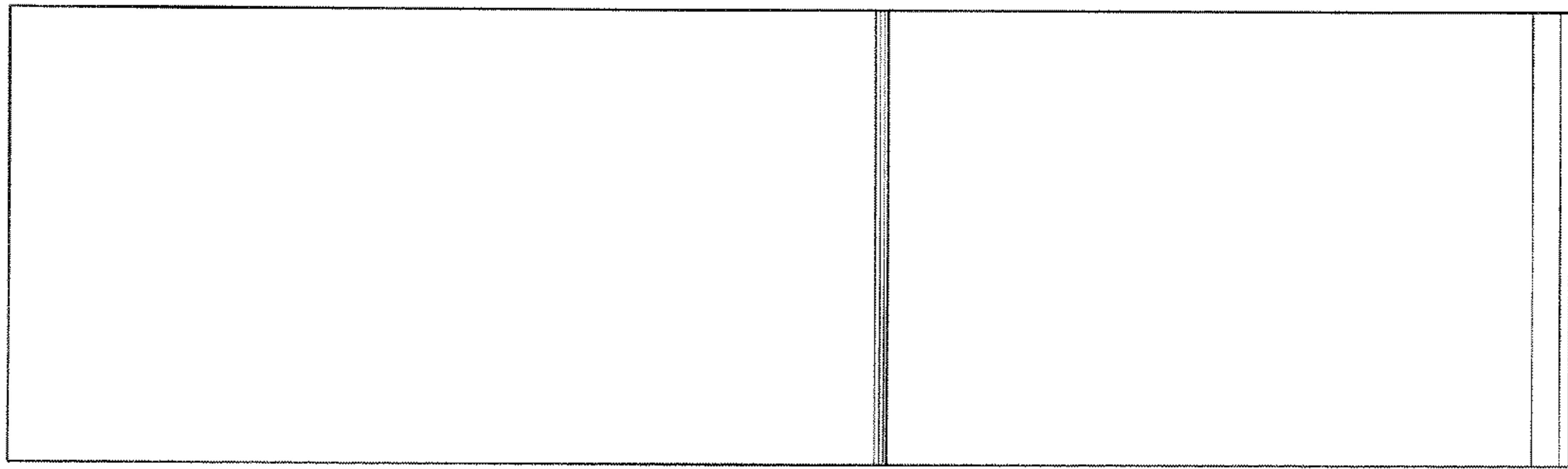


Fig. 10




Fig. 11




Fig. 12

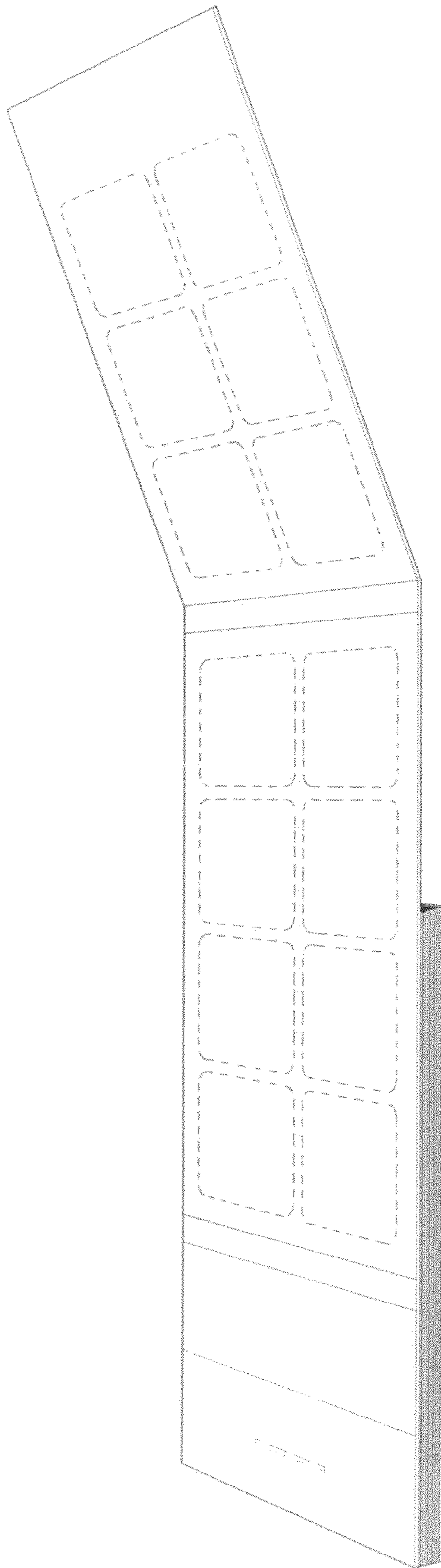


Fig. 13

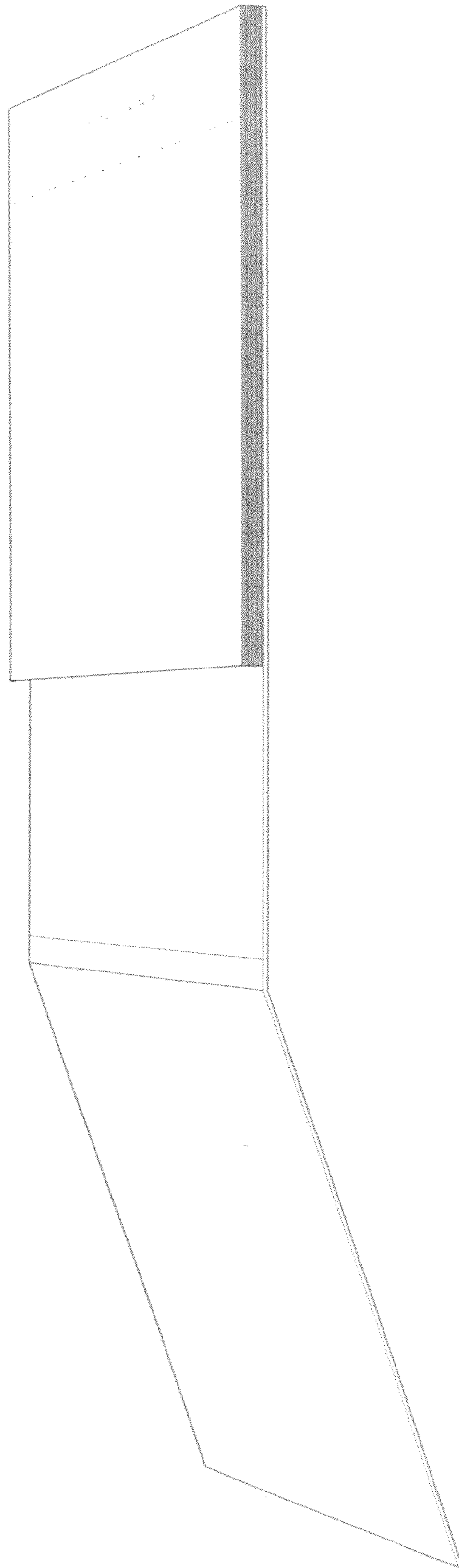


Fig. 14