



US00D660345S

(12) **United States Design Patent**  
**Horvath et al.**

(10) **Patent No.:** **US D660,345 S**

(45) **Date of Patent:** **\*\* May 22, 2012**

(54) **MEDIA SHREDDER**

(75) Inventors: **Jamie Allen Horvath**, Twinsburg, OH (US); **Andrew Phillip Chick**, Norfolk, MA (US)

(73) Assignee: **Techtronic Floor Care Technology Limited**, Tortola (VG)

(\*\*) Term: **14 Years**

(21) Appl. No.: **29/400,435**

(22) Filed: **Aug. 29, 2011**

(51) **LOC (9) Cl.** ..... **18-04**

(52) **U.S. Cl.** ..... **D18/34.5**

(58) **Field of Classification Search** ..... D18/34.4,  
D18/34.5; D23/356, 359, 360, 364; 241/100,  
241/236, 30, 36

See application file for complete search history.

(56) **References Cited**

**U.S. PATENT DOCUMENTS**

D437,343 S	2/2001	Ho
D454,907 S	3/2002	Ho
D455,171 S	4/2002	Ho
D498,252 S	11/2004	Lo
D502,729 S	3/2005	Lo
D502,961 S	3/2005	Lo
D532,443 S	11/2006	Bai
D532,444 S	11/2006	Kao et al.
D532,445 S	11/2006	Lo
D546,872 S	7/2007	Kent et al.
D547,366 S	7/2007	Kent et al.
D548,272 S	8/2007	Joachim et al.
D548,273 S	8/2007	Joachim et al.
D555,716 S	11/2007	Chen
D556,250 S	11/2007	Kent et al.
D557,733 S	12/2007	Ho
D557,735 S	12/2007	Ho
D558,257 S	12/2007	Joachim et al.
D583,859 S	12/2008	Holderfield et al.
D584,342 S	1/2009	Parratt et al.
D591,335 S	4/2009	Holderfield et al.
D598,048 S	8/2009	Holderfield et al.

D602,073 S	10/2009	Holderfield et al.
D602,074 S	10/2009	Holderfield et al.
D602,518 S	10/2009	Holderfield et al.
D602,982 S	10/2009	Kit et al.
D602,983 S	10/2009	Kit et al.
D604,762 S	11/2009	Parratt et al.
D604,763 S	11/2009	Holderfield et al.
D611,088 S	3/2010	Kent et al.
D615,123 S	5/2010	Graves
D616,924 S	6/2010	Kim et al.
D616,925 S	6/2010	Kim et al.
D616,926 S	6/2010	Holderfield et al.
D618,275 S	6/2010	Wing et al.
D643,461 S	8/2011	Kim et al.
2008/0054110 A1 *	3/2008	Wang ..... 241/100
2008/0277511 A1 *	11/2008	Shen ..... 241/100
2010/0176227 A1 *	7/2010	Davis et al. .... 241/34
2010/0176230 A1 *	7/2010	Davis et al. .... 241/100
2010/0181398 A1 *	7/2010	Davis et al. .... 241/36
2011/0297770 A1 *	12/2011	Matlin et al. .... 241/36

\* cited by examiner

*Primary Examiner* — Bridget L Eland

(74) *Attorney, Agent, or Firm* — Hahn Loeser & Parks; Jason R. Strobel


(57) **CLAIM**


The ornamental design for a media shredder, as shown and described.

**DESCRIPTION**

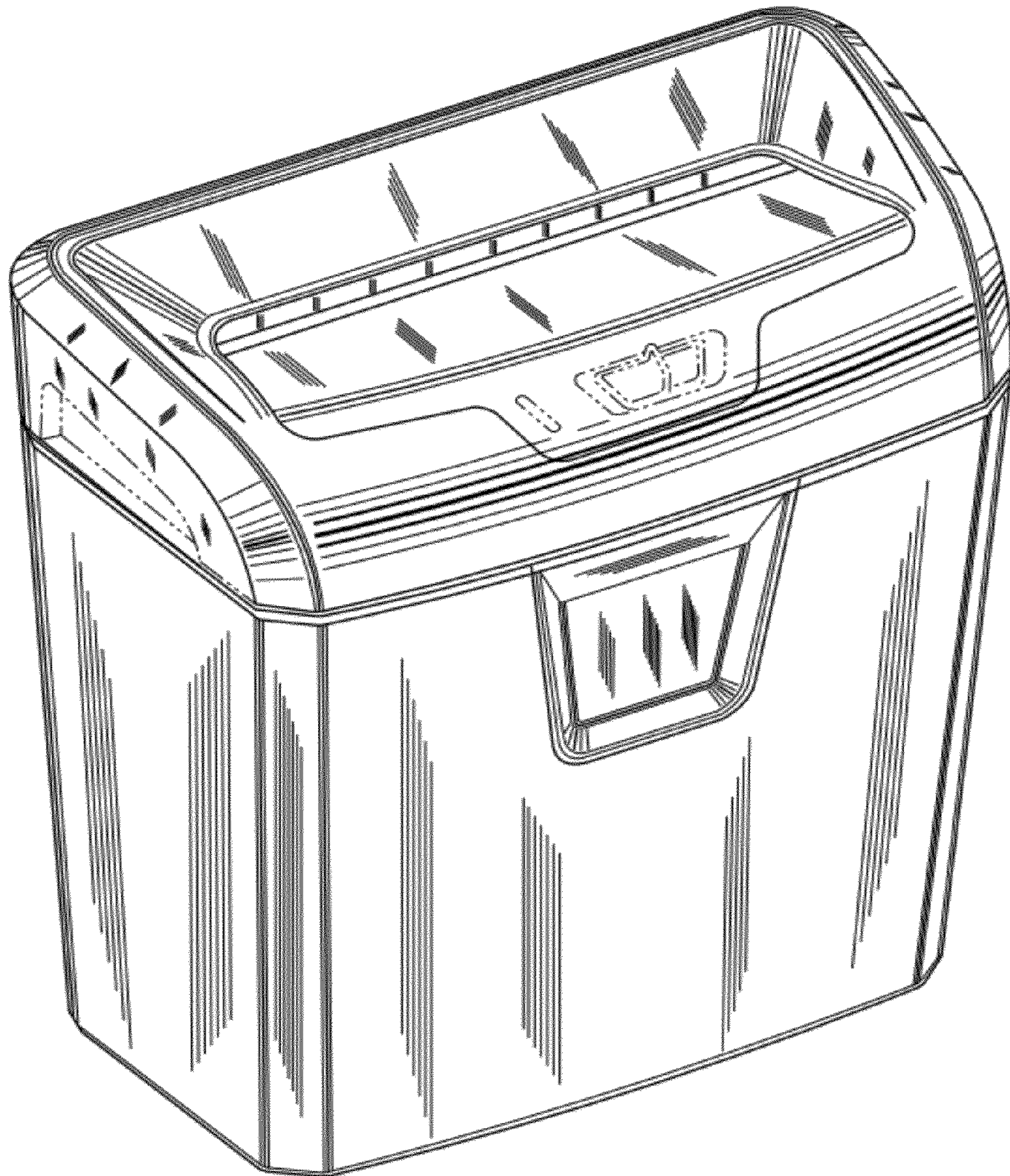
FIG. 1 is a front elevational view of a media shredder; FIG. 2 is a left front perspective view thereof; FIG. 3 is right front perspective view thereof; FIG. 4 is a right rear perspective view thereof; FIG. 5 is a right side elevational view thereof, with the left side elevational view being a mirror image thereof; and, FIG. 6 is a bottom plan view thereof. The broken lines immediately adjacent the shaded areas represent the bounds of the claimed design while all other broken lines are directed to environment and are for illustrative purposes only; the broken lines form no part of the claimed design.

**1 Claim, 6 Drawing Sheets**

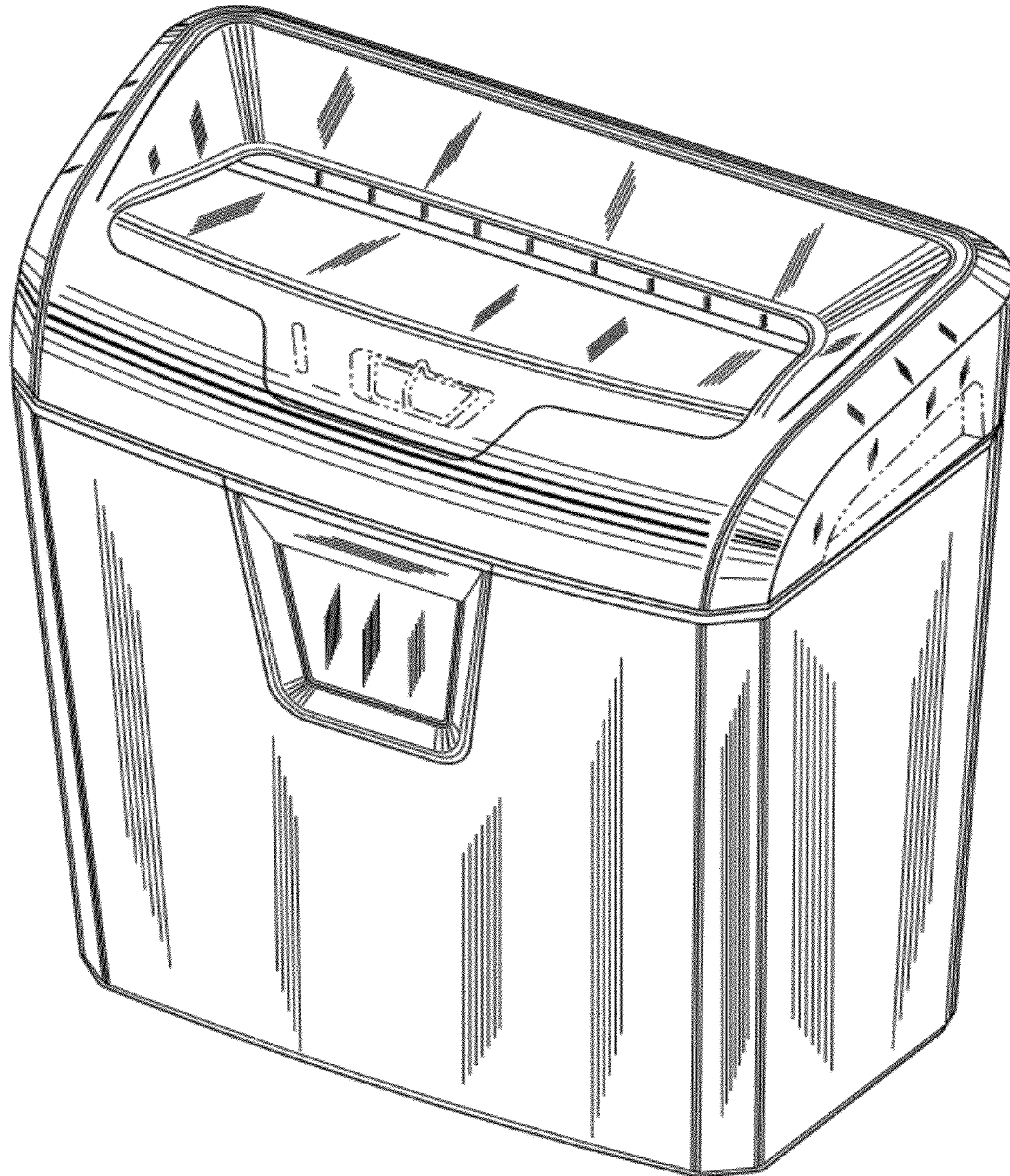





—FIG. 1



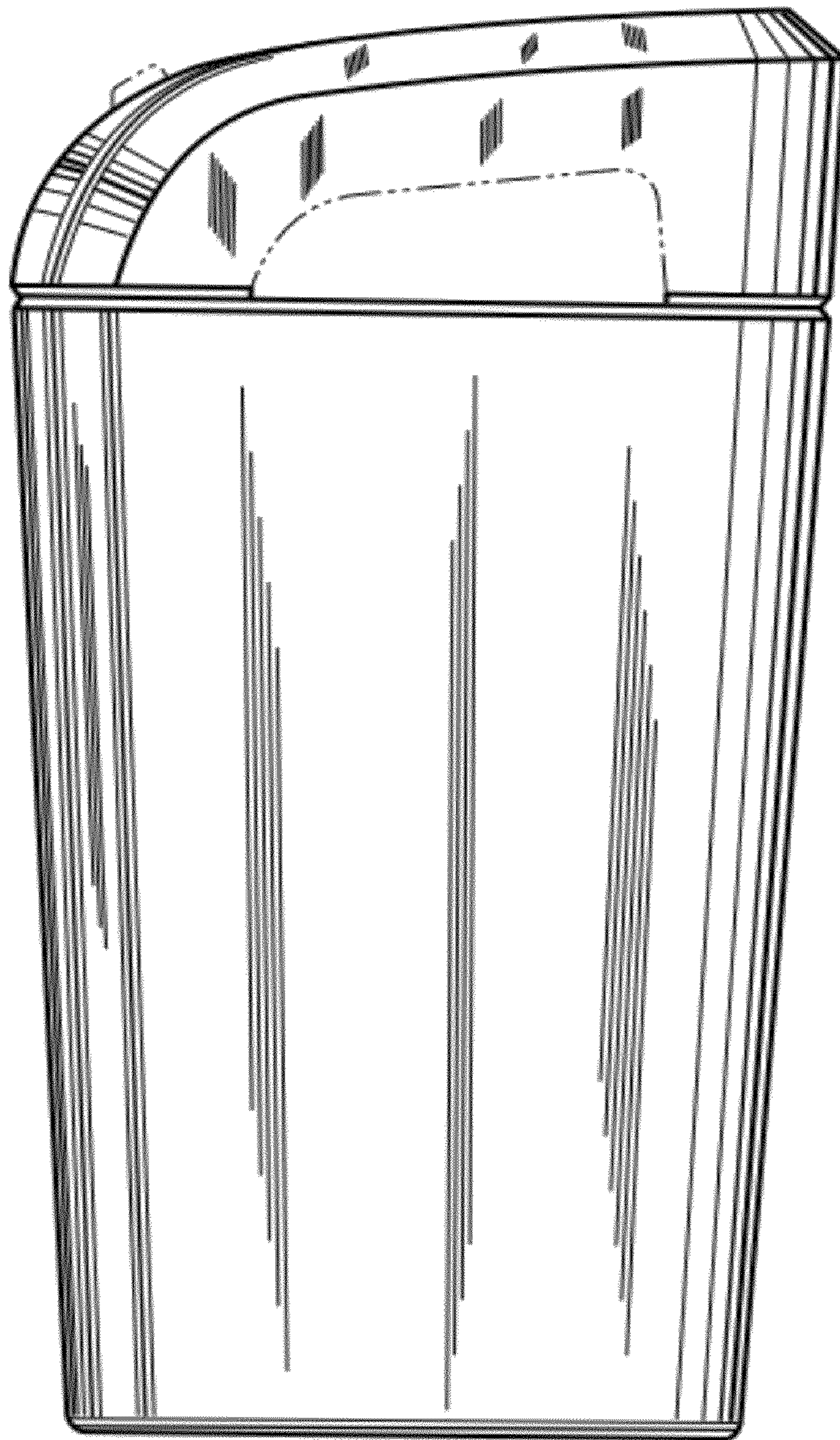
—FIG. 2



—FIG. 3



—FIG. 4



— FIG. 5



— FIG. 6