



US00D660341S

(12) **United States Design Patent**
Olsson et al.

(10) **Patent No.:** **US D660,341 S**

(45) **Date of Patent:** **** May 22, 2012**

(54) **WEARABLE DISPLAY DEVICE SECTION**

(75) Inventors: **Maj Isabelle Olsson**, San Francisco, CA (US); **Matthew Wyatt Martin**, Ross, CA (US)

(73) Assignee: **Google Inc.**, Mountain View, CA (US)

(**) Term: **14 Years**

(21) Appl. No.: **29/404,885**

(22) Filed: **Oct. 26, 2011**

(51) **LOC (9) Cl.** **16-06**

(52) **U.S. Cl.** **D16/300; D16/335; D16/309**

(58) **Field of Classification Search** D16/101,
D16/300-342, 900; D29/109-110; D24/110.2;
351/41, 44, 51-52, 62, 158, 92, 103-123,
351/140, 153, 45-46; 2/426-432, 447-449,
2/441, 434-437, 13, 15; D21/483, 659-661;
D14/372

See application file for complete search history.

(56) **References Cited**

U.S. PATENT DOCUMENTS

D142,542	S	*	10/1945	Bachmann	D16/309
3,944,344	A	*	3/1976	Wichers	351/41
4,240,718	A	*	12/1980	Wichers	351/62
4,400,067	A	*	8/1983	Joffe	351/59
4,867,551	A	*	9/1989	Perera	351/158
D334,557	S	*	4/1993	Hunter et al.	D14/372
D337,320	S	*	7/1993	Hunter et al.	D14/372
D354,969	S	*	1/1995	Garcia	D16/309
D354,974	S	*	1/1995	Wielhouwer	D16/301
D366,888	S	*	2/1996	Locquiao	D16/309
D375,111	S	*	10/1996	Wielhouwer	D16/304
5,729,321	A	*	3/1998	Wielhouwer	351/44
D402,651	S	*	12/1998	Depay et al.	D14/372

D428,620	S	*	7/2000	Maturaporn	D16/314
D431,042	S	*	9/2000	Lin	D16/304
D436,960	S	*	1/2001	Budd et al.	D14/372
D512,985	S	*	12/2005	Travers et al.	D14/206
D533,893	S	*	12/2006	Canavan et al.	D16/330
D559,250	S	*	1/2008	Pombo	D14/372
D578,120	S	*	10/2008	Lowe et al.	D14/372
D602,064	S	*	10/2009	Mitsui et al.	D16/300
D647,123	S	*	10/2011	Cho	D16/309

* cited by examiner

Primary Examiner — Raphael Barkai

(74) *Attorney, Agent, or Firm* — Lerner, David, Littenberg, Krumholz & Mentlik, LLP

(57) **CLAIM**

The ornamental design for a wearable display device section, as shown and described.

DESCRIPTION

FIG. 1 is a front perspective view of a wearable display device section shown in a first embodiment;

FIG. 2 is a front elevation view of the wearable display device section of FIG. 1;

FIG. 3 is a rear elevation view of the wearable display device section of FIG. 1;

FIG. 4 is a left side elevation view of the wearable display device section of FIG. 1;

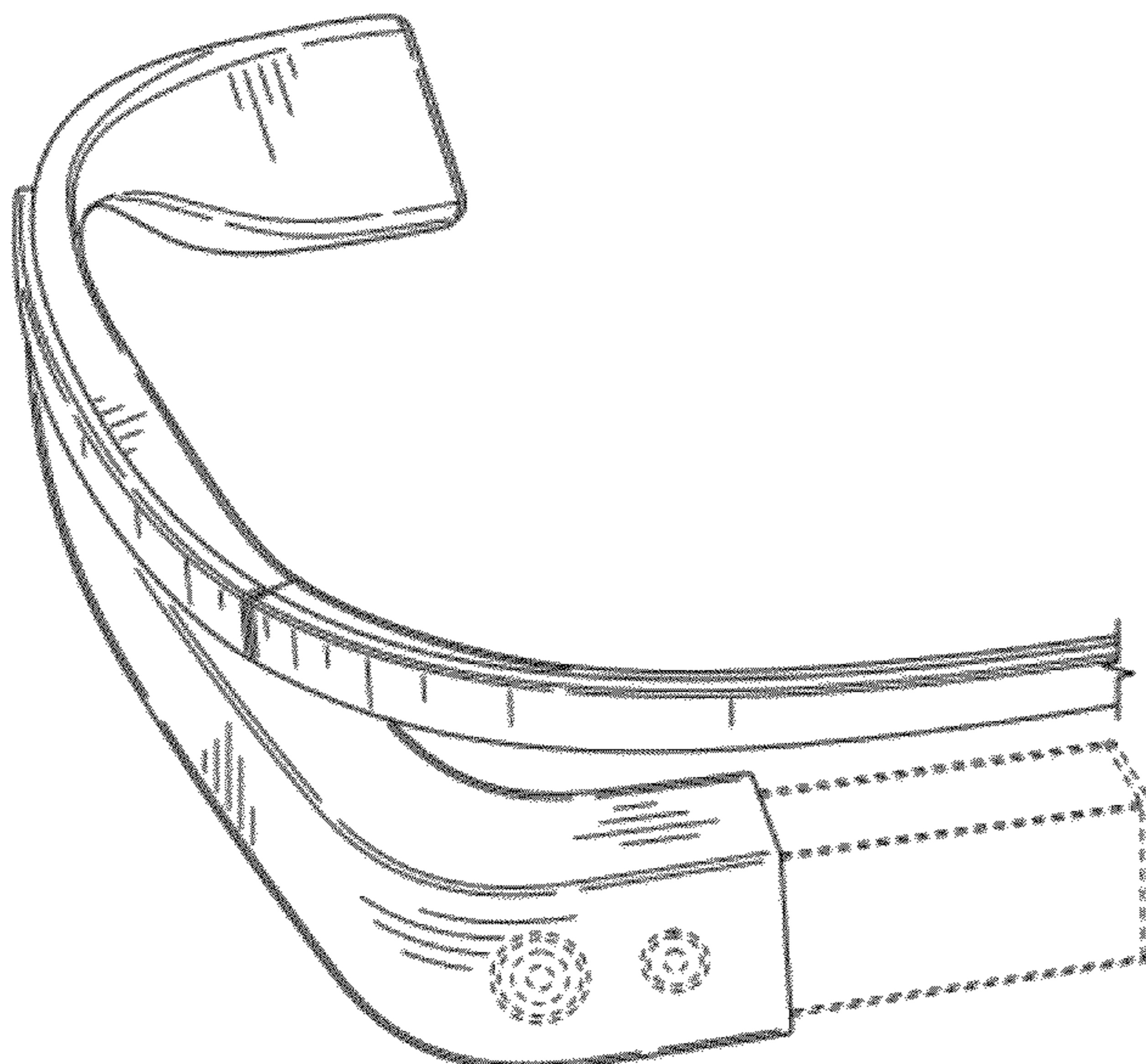
FIG. 5 is a right side elevation view of the wearable display device section of FIG. 1;

FIG. 6 is a top plan view of the wearable display device section of FIG. 1; and,

FIG. 7 is a bottom plan view of the wearable display device section of FIG. 1.

The appearance of elements presented in broken line format form no part of the claimed design.

1 Claim, 4 Drawing Sheets



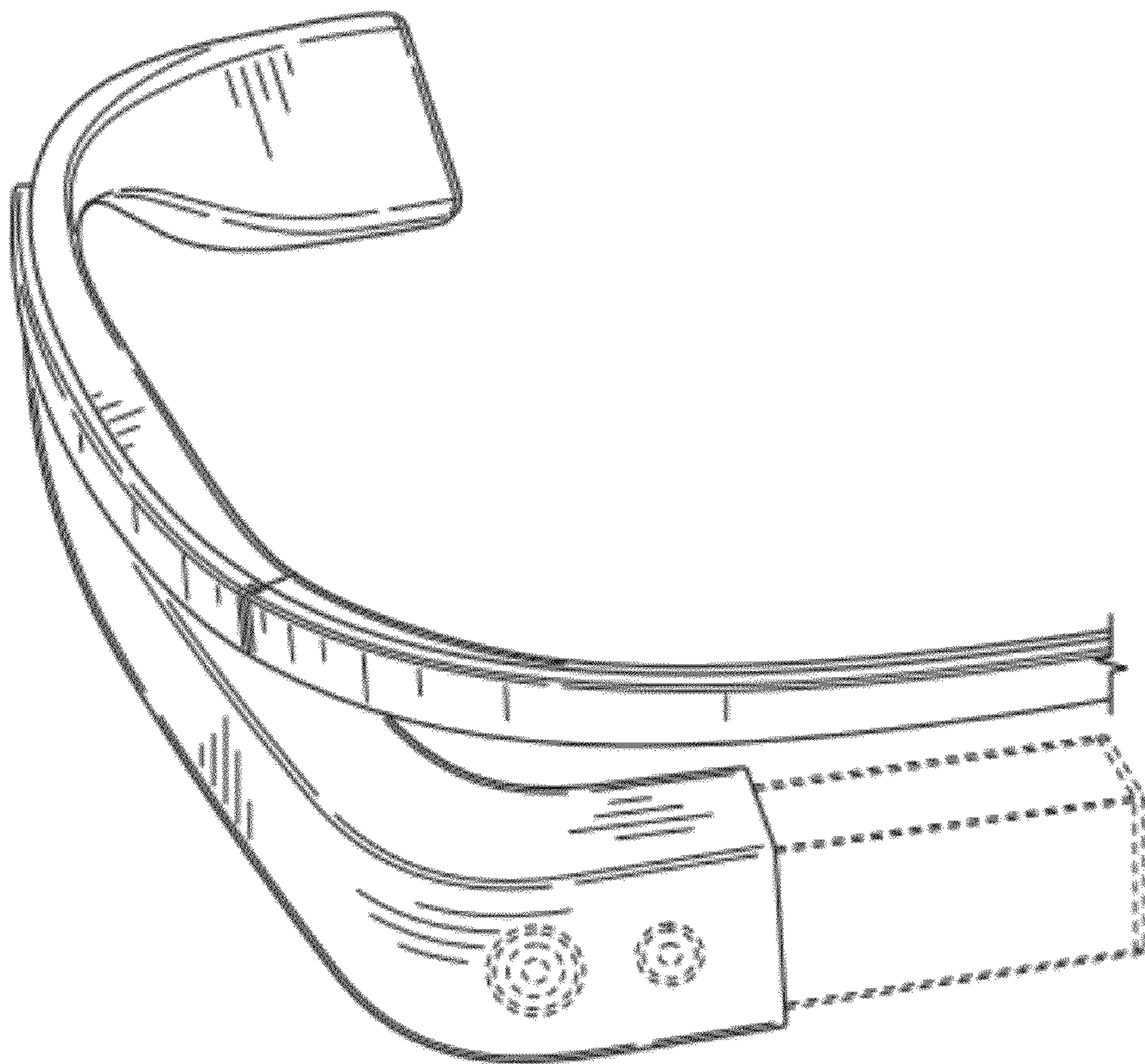


FIG. 1

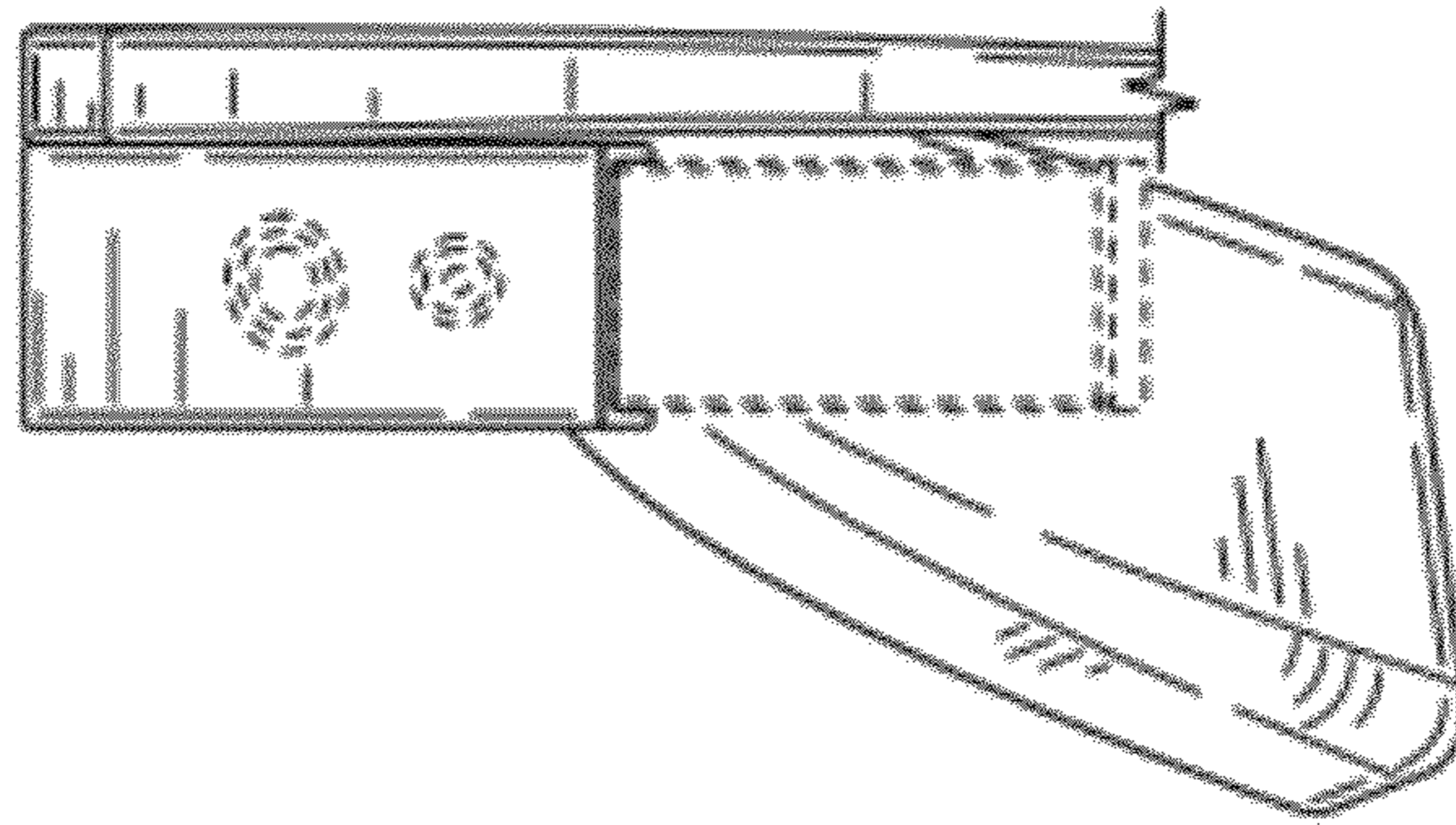


FIG. 2

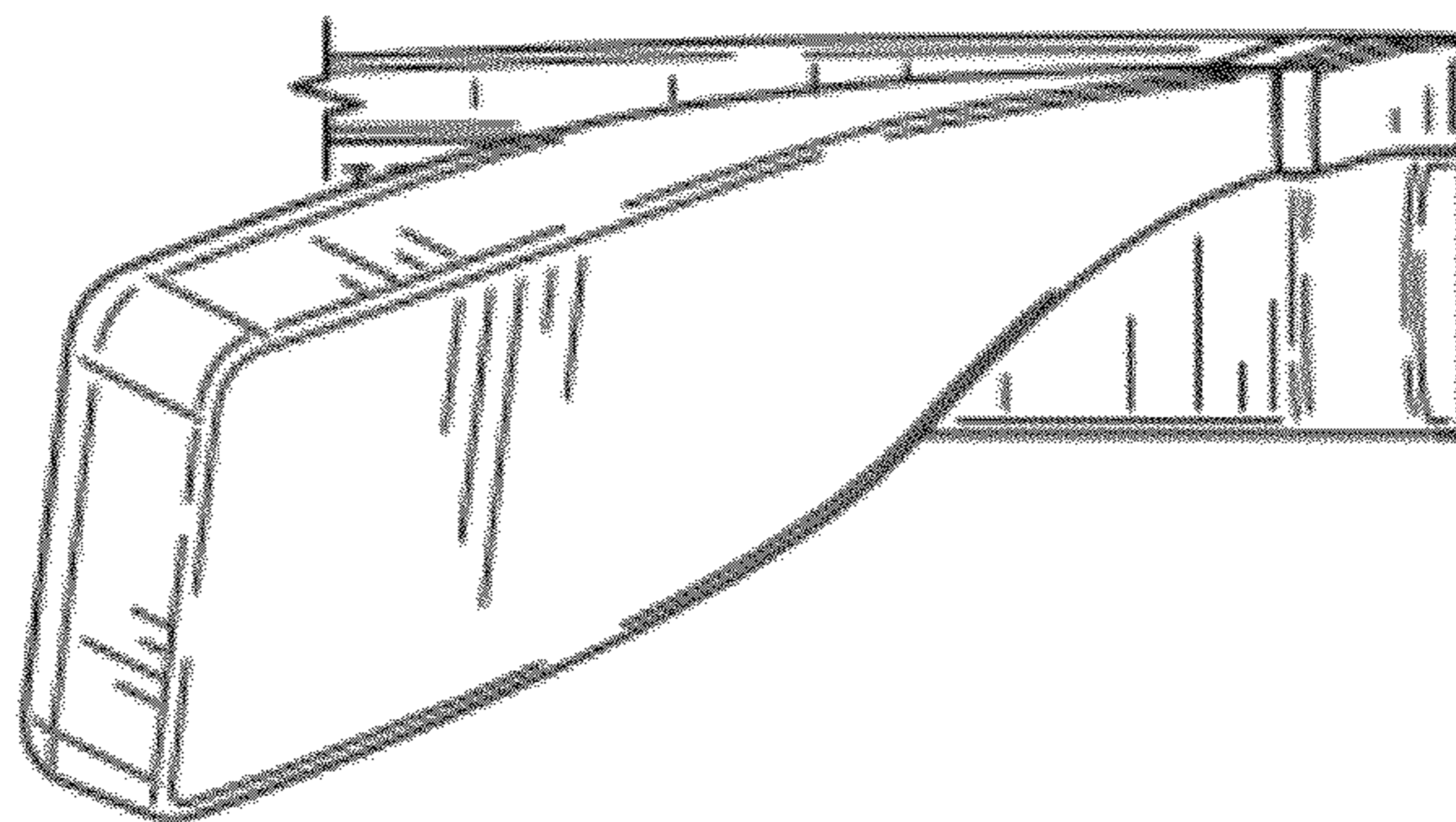


FIG. 3

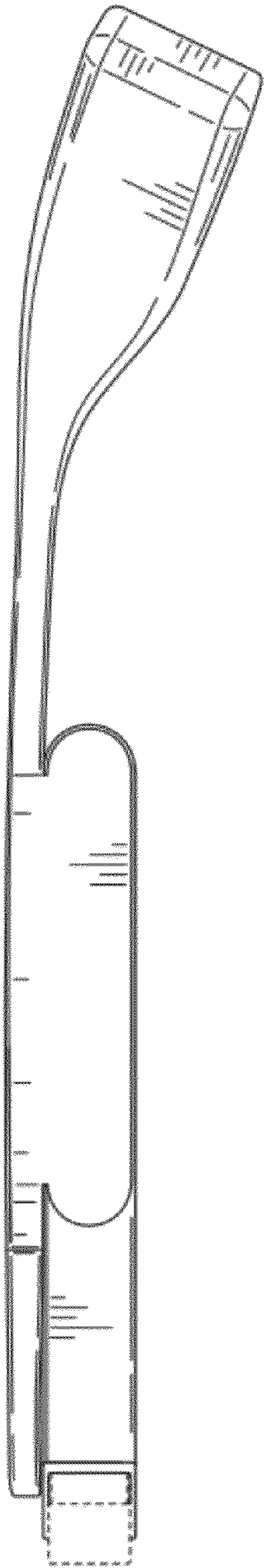


FIG. 4

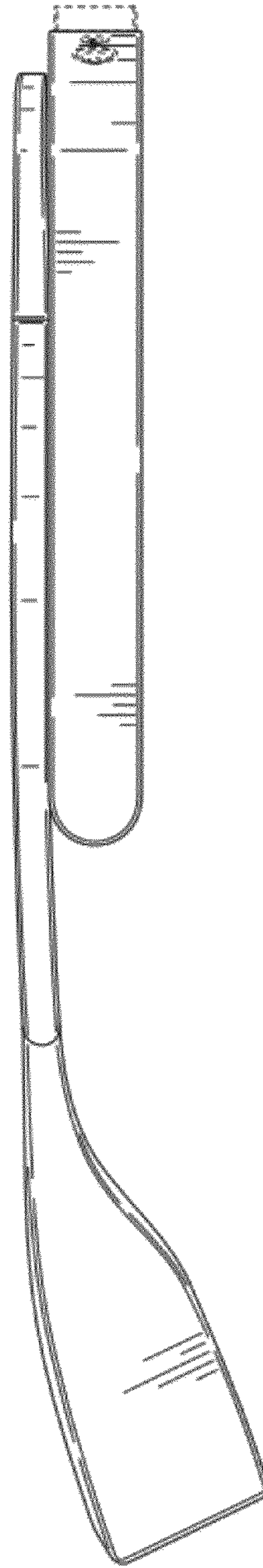


FIG. 5

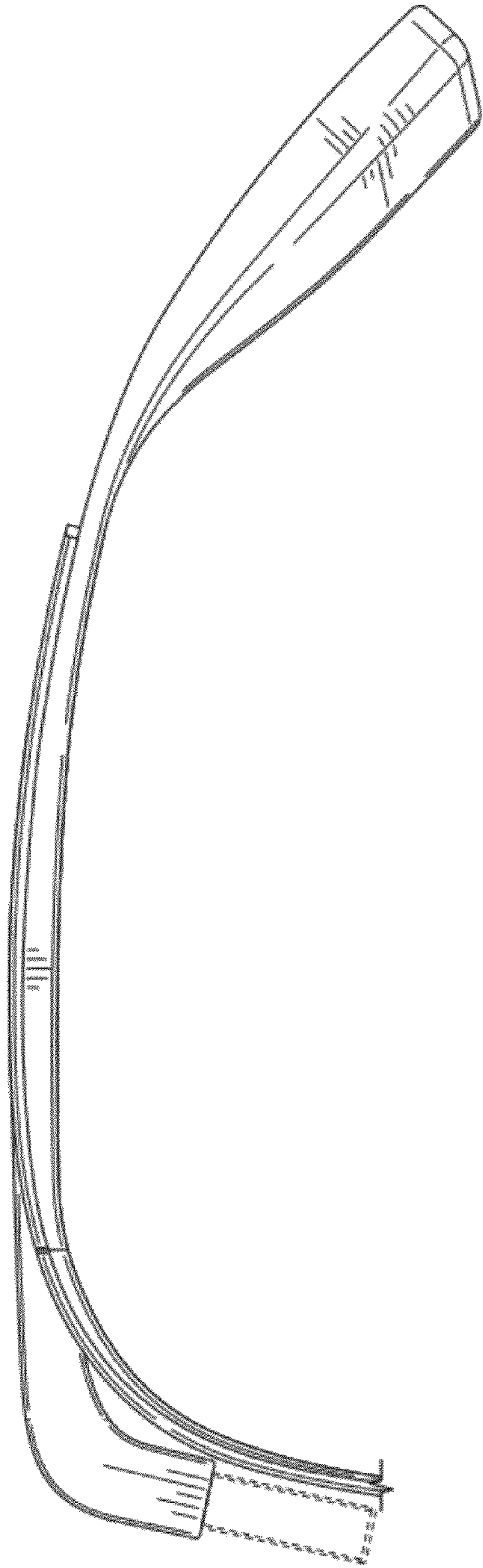


FIG. 6

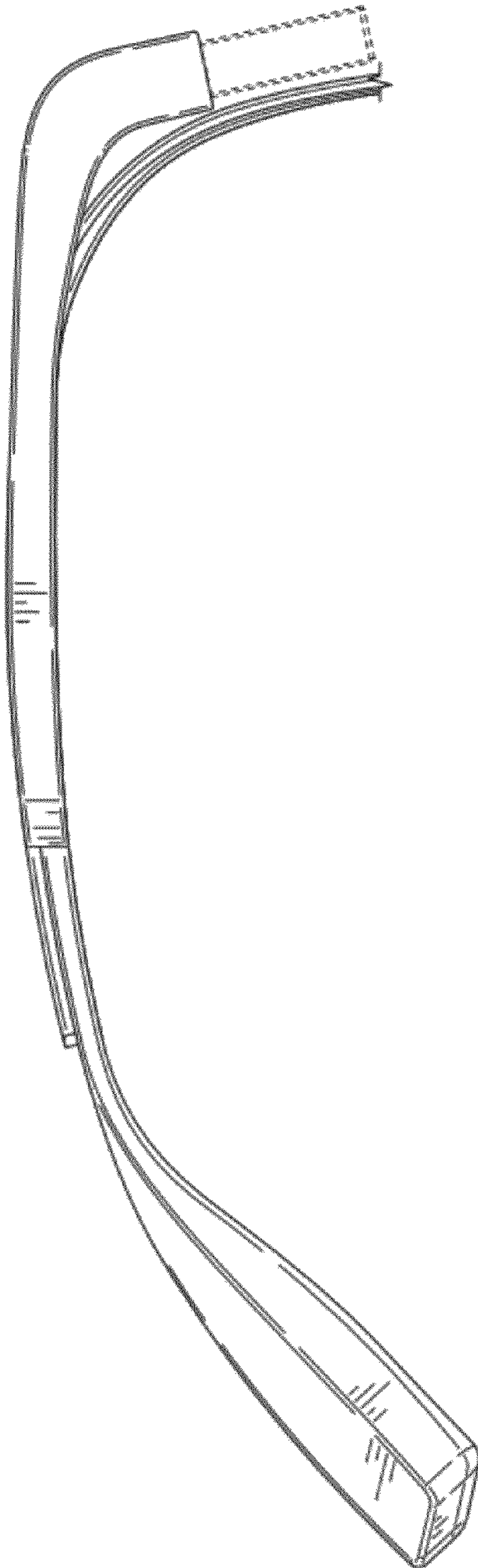


FIG. 7