



US00D660285S

(12) **United States Design Patent**
Lee et al.

(10) **Patent No.:** **US D660,285 S**
(45) **Date of Patent:** **** *May 22, 2012**

(54) **SPEAKER**
(75) Inventors: **Min-Hee Lee**, Seoul (KR); **Yeon-Moo Chung**, Seoul (KR)
(73) Assignee: **Samsung Electronics Co., Ltd.**, Suwon (KR)
(*) Notice: This patent is subject to a terminal disclaimer.
(**) Term: **14 Years**

D560,686 S 1/2008 Kim
D561,141 S 2/2008 Cho et al.
D561,142 S 2/2008 Oh
D561,161 S 2/2008 Cho
D567,203 S 4/2008 Park
D570,333 S 6/2008 Cho
D570,828 S 6/2008 Cho
D571,785 S 6/2008 Kim
D571,786 S 6/2008 Cho
D573,584 S 7/2008 Kim
D579,003 S 10/2008 Kim et al.
D579,915 S 11/2008 Yeo

(Continued)

(21) Appl. No.: **29/393,914**
(22) Filed: **Jun. 10, 2011**

FOREIGN PATENT DOCUMENTS
KR 3004583830000 8/2007
(Continued)

(30) **Foreign Application Priority Data**
Feb. 21, 2011 (KR) 30-2011-0006682
(51) **LOC (9) Cl.** **14-01**
(52) **U.S. Cl.** **D14/214**
(58) **Field of Classification Search** D14/204,
D14/210-216, 172; 181/143-144, 147-148,
181/150-153, 157, 198-199; 381/300-303,
381/306, 332-333, 336, 345, 361-364, 386-388
See application file for complete search history.

OTHER PUBLICATIONS
U.S. Appl. No. 29/393,936, Applicant: Chung, et al., filed Jun. 10, 2011 entitled Mini Component Audio.

(Continued)

(56) **References Cited**

Primary Examiner — Prabhakar Deshmukh
(74) *Attorney, Agent, or Firm* — Wood, Herron & Evans, LLP

(57) **CLAIM**
The ornamental design for speaker, as shown and described.

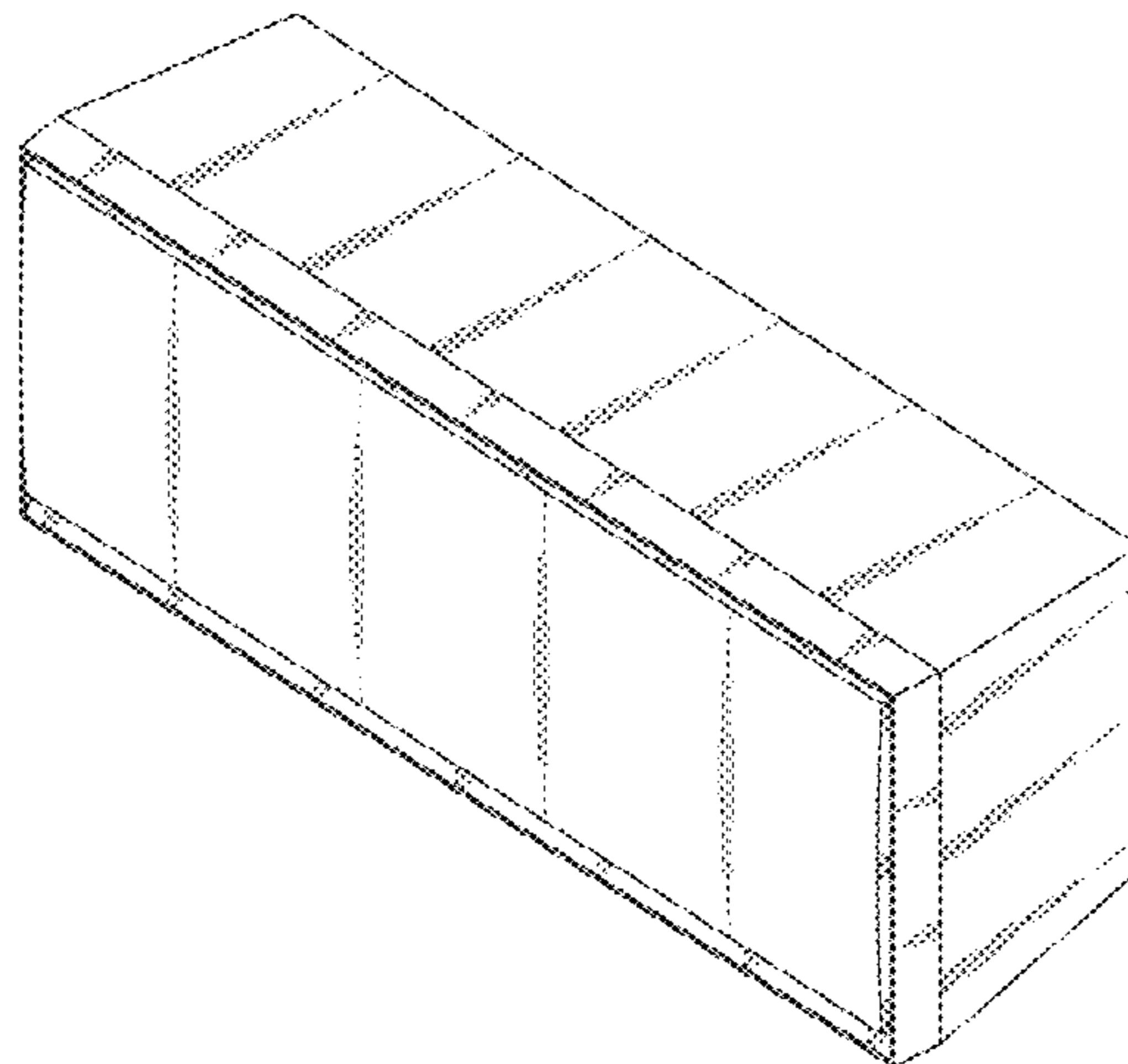
U.S. PATENT DOCUMENTS

DESCRIPTION

D471,893 S 3/2003 Jung
D496,924 S * 10/2004 Salyer et al. D14/214
D518,817 S * 4/2006 Ching D14/214
D520,975 S 5/2006 Kim et al.
D529,019 S 9/2006 Lim
D537,072 S 2/2007 Kim et al.
D538,262 S * 3/2007 Chen et al. D14/214
D540,780 S 4/2007 Kim
D545,300 S 6/2007 Hong et al.
D548,222 S 8/2007 Kim
D551,655 S 9/2007 Kim
D551,665 S 9/2007 Tom et al.
D560,209 S 1/2008 Kim et al.
D560,211 S 1/2008 Kim et al.

FIG. 1 is a top front perspective view of a speaker showing our new design;
FIG. 2 is a front elevational view thereof;
FIG. 3 is a rear elevational view thereof;
FIG. 4 is a left side elevational view thereof;
FIG. 5 is a right side elevational view thereof;
FIG. 6 is a top plan view thereof; and,
FIG. 7 is a bottom plan view thereof.
The broken lines indicate disclaimed portions of the design and form no part of the claimed design.

1 Claim, 4 Drawing Sheets



US D660,285 S

Page 2

U.S. PATENT DOCUMENTS

D583,801 S	12/2008	Son et al.
D584,286 S	1/2009	Kim
D584,288 S	1/2009	Kim
D586,781 S	2/2009	Kim
D586,782 S	2/2009	Kim
D586,785 S	2/2009	Kim
D587,237 S	2/2009	Son et al.
D588,103 S	3/2009	Lee et al.
D588,104 S	3/2009	Lee et al.
D588,576 S	3/2009	Son et al.
D591,269 S	4/2009	Kim et al.
D592,179 S	5/2009	Ichinose et al.
D593,068 S	5/2009	Kim et al.
D593,069 S	5/2009	Son et al.
D598,899 S	8/2009	Tkachuk
D615,963 S	5/2010	Cho et al.
D624,047 S	9/2010	Kim
D624,048 S	9/2010	Kim
D628,556 S	12/2010	Lee et al.
D629,388 S	12/2010	Son et al.
D631,868 S	2/2011	Chung
D634,302 S	3/2011	Chung et al.

FOREIGN PATENT DOCUMENTS

KR	3004602570000	8/2007
KR	3004608520000	8/2007
KR	3004659690000	10/2007
KR	3005005060000	7/2008

KR	3005992810000	5/2011
KR	3006052260000	7/2011
KR	3006060320000	7/2011
KR	3006063520000	7/2011
KR	3006067150000	7/2011
KR	3006067180000	7/2011
KR	3006067290000	7/2011
KR	3006067430000	7/2011
KR	3006067570000	7/2011
KR	3006076710000	8/2011

OTHER PUBLICATIONS

U.S. Appl. No. 29/393,944, Applicant: Yeon-Moo Chung, filed Jun. 10, 2011 entitled Speaker.

U.S. Appl. No. 29/393,984, Applicant: Lee, et al., filed Jun. 10, 2011 entitled Speaker.

U.S. Appl. No. 29/393,985, Applicant: Lee, et al., filed Jun. 10, 2011 entitled Speaker.

U.S. Appl. No. 29/393,986, Applicant: Lee, et al., filed Jun. 10, 2011 entitled Speaker.

U.S. Appl. No. 29/315,569, Applicant: Jin-Wook Kim, filed Jul. 6, 2009 entitled Mini Audio.

U.S. Appl. No. 29/315,570, Applicant: Jin-Wook Kim, filed Jul. 6, 2009 entitled Mini Audio.

U.S. Appl. No. 29/348,969, Applicant: Kim, et al., filed Feb. 25, 2010 entitled Home Theater.

* cited by examiner

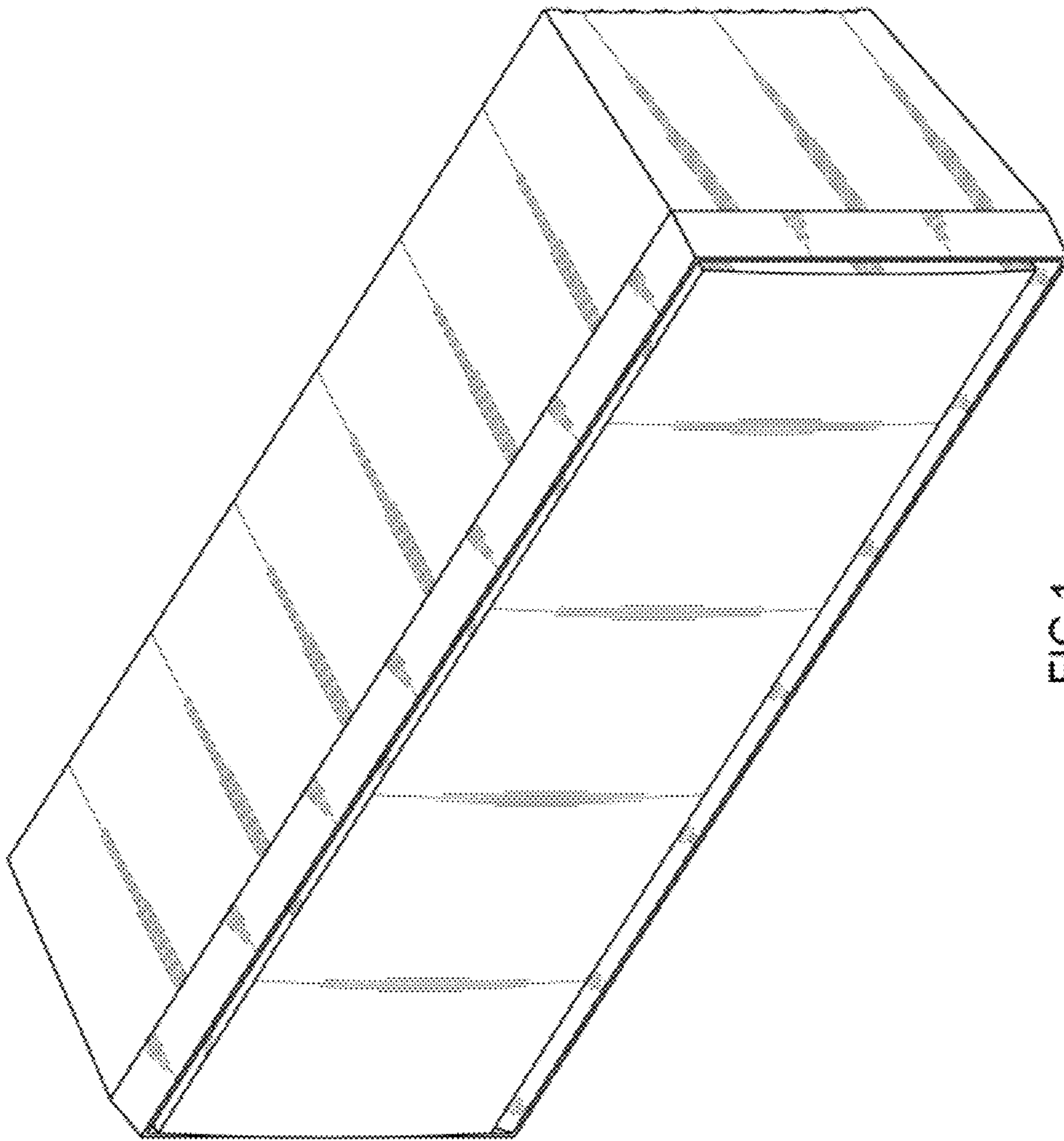


FIG.1




FIG. 2

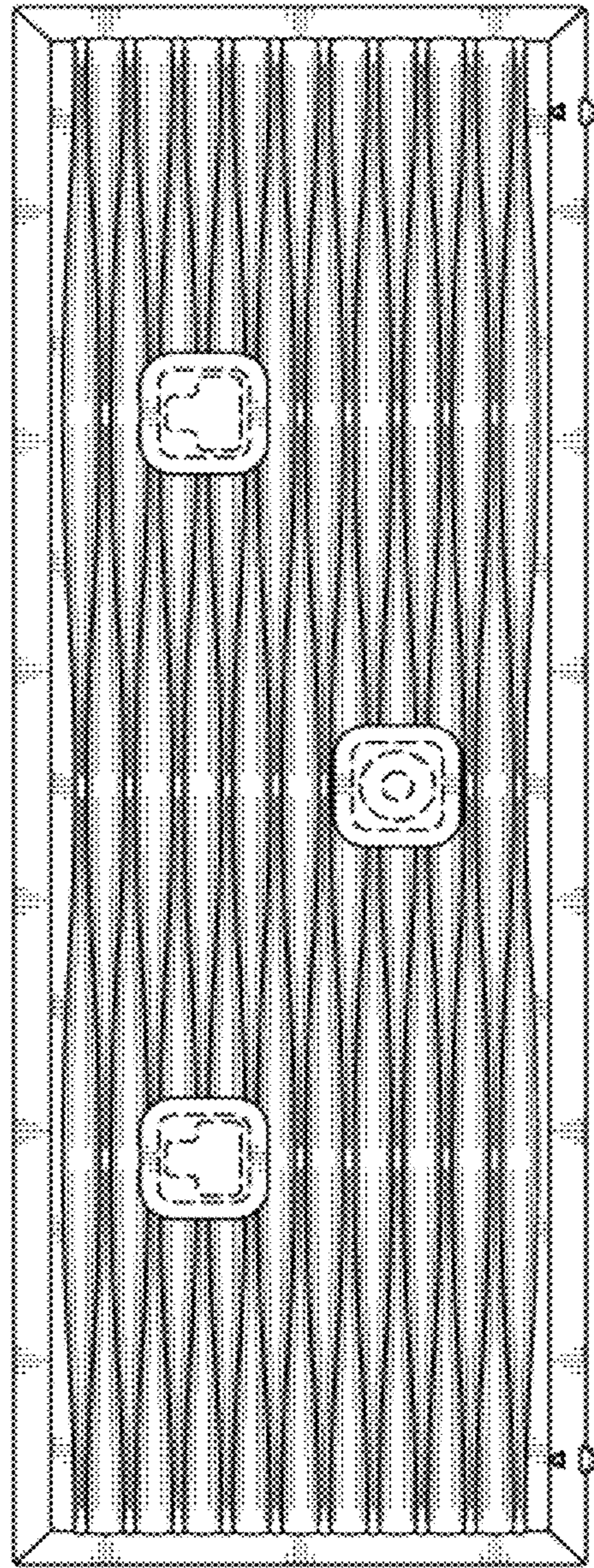


FIG. 3

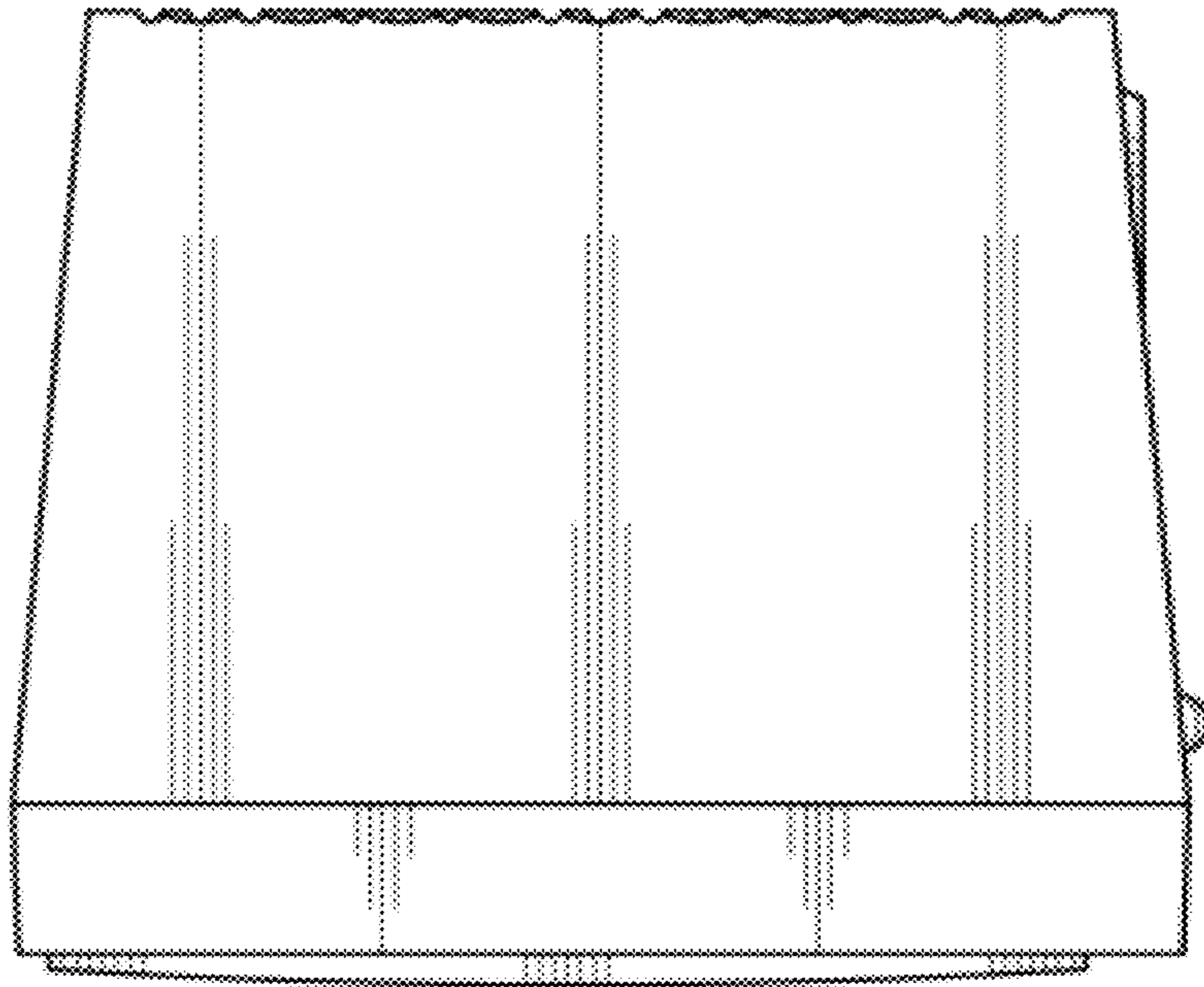


FIG. 5

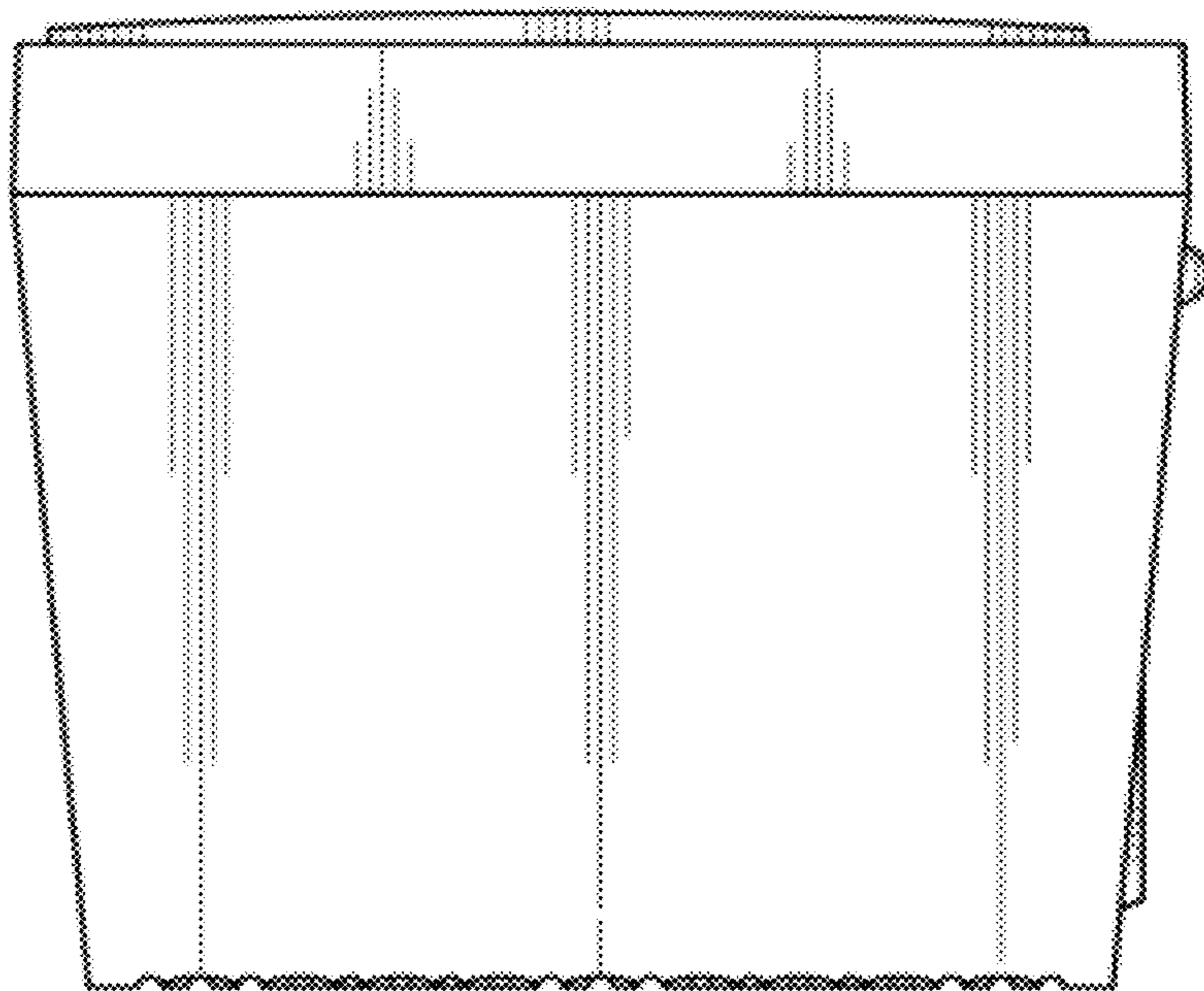


FIG. 4

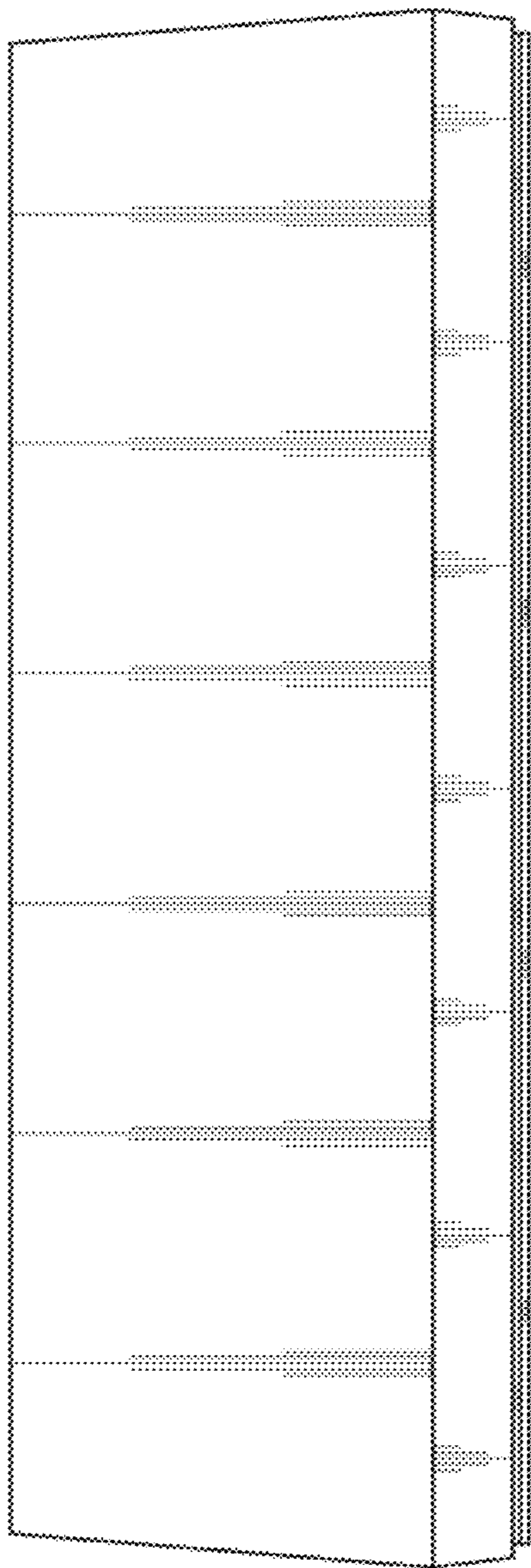


FIG. 6

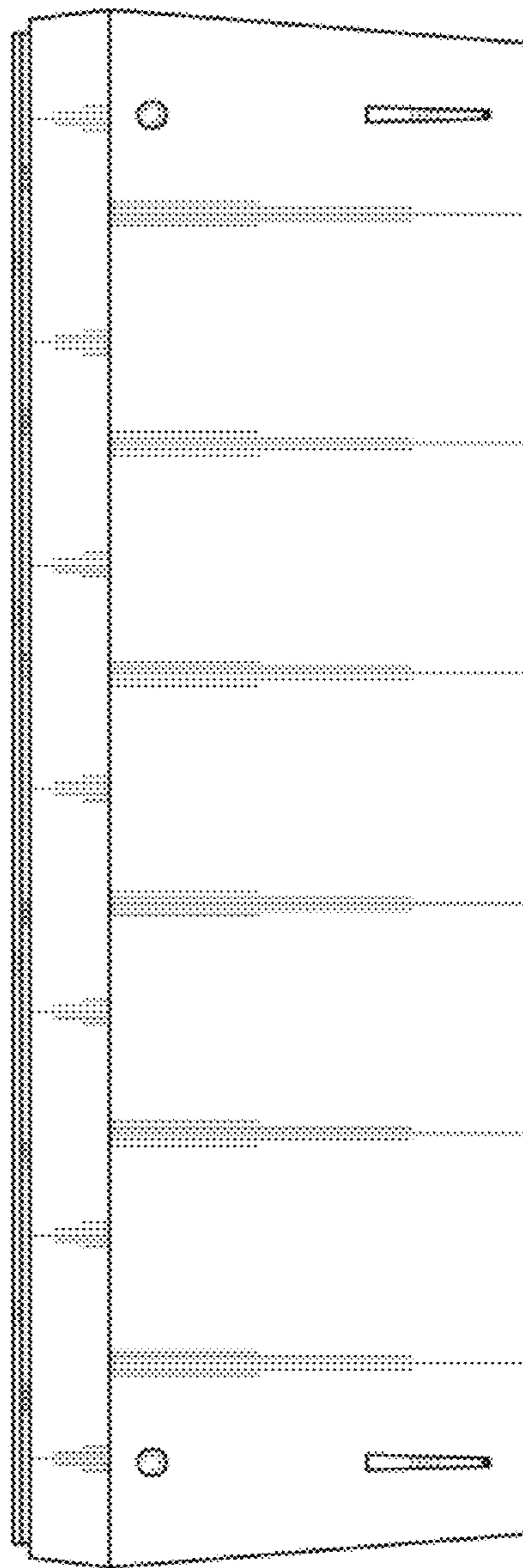


FIG. 7