

US00D660228S

(12) **United States Design Patent**  
**Matsuoka et al.**

(10) **Patent No.:** **US D660,228 S**

(45) **Date of Patent:** **\*\* May 22, 2012**

(54) **POWER SUPPLY UNIT**

(75) Inventors: **Yoshimichi Matsuoka**, Cupertino, CA  
(US); **Manjirath Chatterjee**, San  
Francisco, CA (US)

(73) Assignee: **Hewlett-Packard Development  
Company, L.P.**, Houston, TX (US)

(\*\*) Term: **14 Years**

(21) Appl. No.: **29/323,686**

(22) Filed: **Aug. 28, 2008**

(51) **LOC (9) Cl.** ..... **13-02**

(52) **U.S. Cl.** ..... **D13/110**

(58) **Field of Classification Search** ..... D13/110,  
D13/101, 123, 118, 133, 184, 199; D3/201,  
D3/203.2, 203.4; D9/414, 424, 428, 499;  
D14/400, 432, 433, 434, 483, 484; 307/150;  
310/43, 156.11; 361/601, 622, 695, 730;  
363/144

See application file for complete search history.

(56) **References Cited**

**U.S. PATENT DOCUMENTS**

4,587,450	A *	5/1986	Ozaki	.....	310/156.11
5,600,225	A	2/1997	Goto		
7,262,700	B2	8/2007	Hsu		
7,414,380	B2	8/2008	Tang et al.		
2004/0088012	A1	5/2004	Kroll et al.		
2006/0061958	A1	3/2006	Solomon et al.		
2007/0035917	A1	2/2007	Hotelling et al.		
2007/0120752	A1	5/2007	Takasu		
2007/0246546	A1	10/2007	Yoshida		
2008/0278894	A1	11/2008	Chen et al.		
2010/0081377	A1	4/2010	Corbridge et al.		
2010/0081473	A1	4/2010	Chatterjee et al.		
2010/0081483	A1	4/2010	Chatterjee et al.		
2010/0083012	A1	4/2010	Corbridge et al.		
2010/0131691	A1	5/2010	Chatterjee et al.		
2010/0146308	A1	6/2010	Gioscia et al.		
2010/0172090	A1	7/2010	Chatterjee		

**FOREIGN PATENT DOCUMENTS**

JP	09-259241	A	10/1997
JP	11-354348	A	12/1999
JP	3161388	B2	2/2001
KR	10-0836634	B1	6/2008
WO	WO 95/03686	A1	2/1995
WO	WO 2005/024865	A2	3/1995
WO	WO 2008/044875	A1	4/2008
WO	WO 2008/133806	A1	11/2008

**OTHER PUBLICATIONS**

International Search Report and Written Opinion dated Aug. 20, 2010 in International Application No. PCT/US2009/069847.  
International Search Report and Written Opinion dated Jul. 28, 2010 in International Application No. PCT/US2009/068332.  
International Search Report and Written Opinion dated Jul. 21, 2010 in International Application No. PCT/US2009/068328.  
International Search Report and Written Opinion dated Apr. 20, 2010 in International Application No. PCT/US2009/055928.

\* cited by examiner

*Primary Examiner* — Derrick Holland

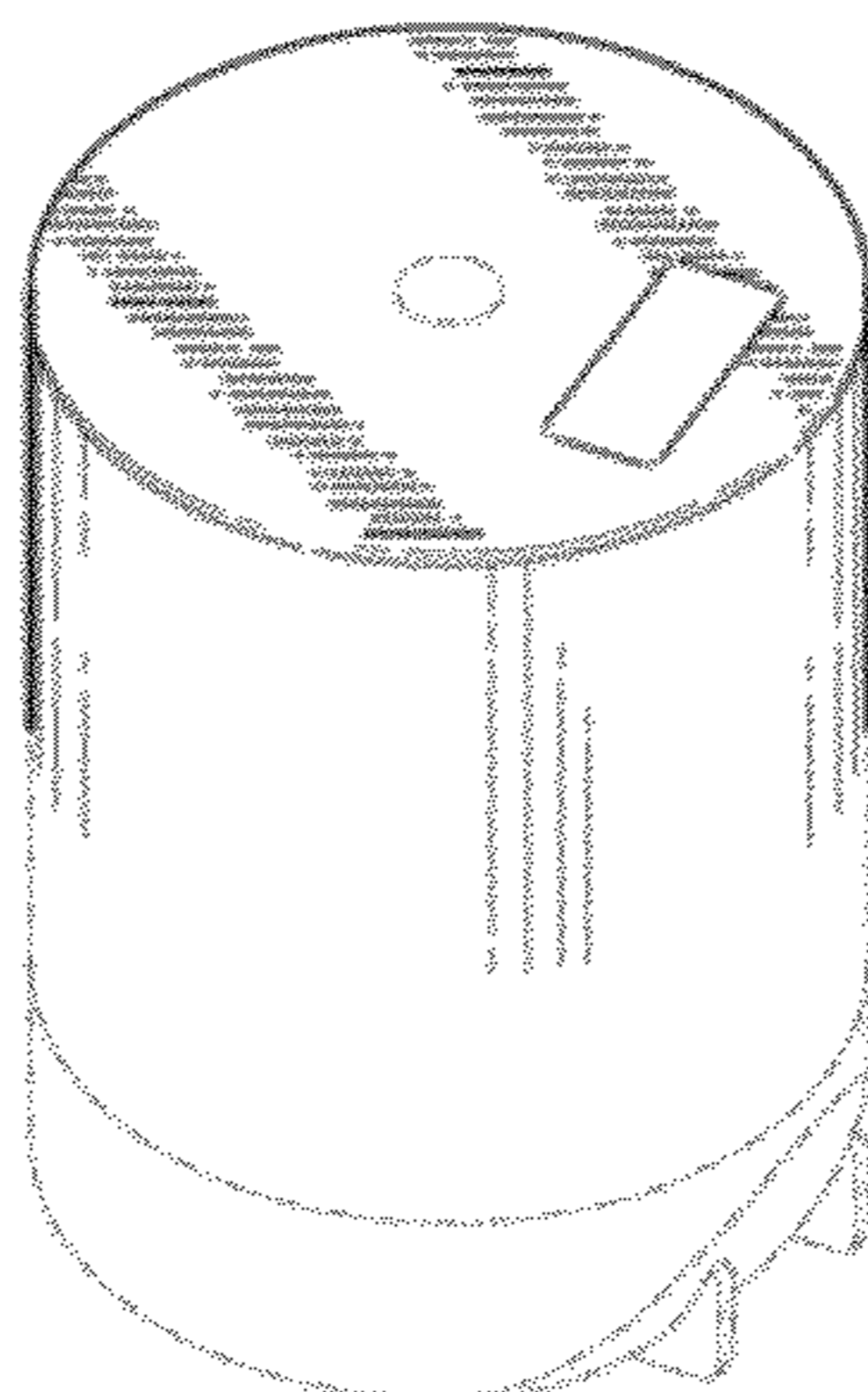
(57) **CLAIM**

An ornamental design for a power supply unit, as shown and described.

**DESCRIPTION**

FIG. 1 is an isometric view of a top end face of a power supply unit showing our new design;  
FIG. 2 is a first side view thereof;  
FIG. 3 is a second side view thereof;  
FIG. 4 is a front side view thereof;  
FIG. 5 is a back side view thereof;  
FIG. 6 is a bottom plan view thereof;  
FIG. 7 is a top plan view thereof; and,  
FIG. 8 is an exploded bottom perspective thereof.  
The broken lines shown represent unclaimed subject matter and form no part of the claim. Where broken lines abut a shaded surface it is understood that those broken lines represent an unclaimed boundary between claimed and unclaimed surfaces. None of the broken lines form any part of the claimed design.

**1 Claim, 5 Drawing Sheets**



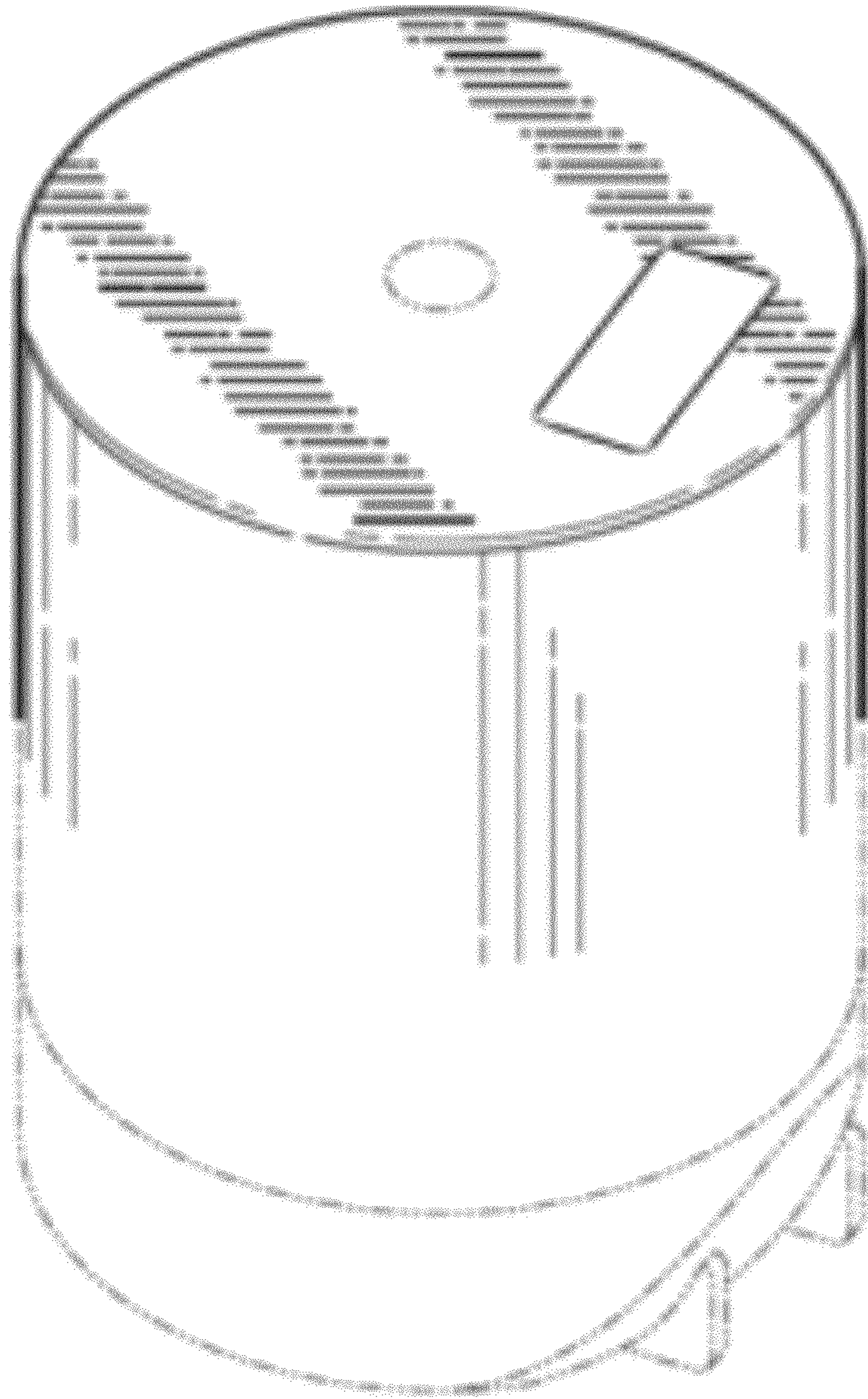


FIG. 1

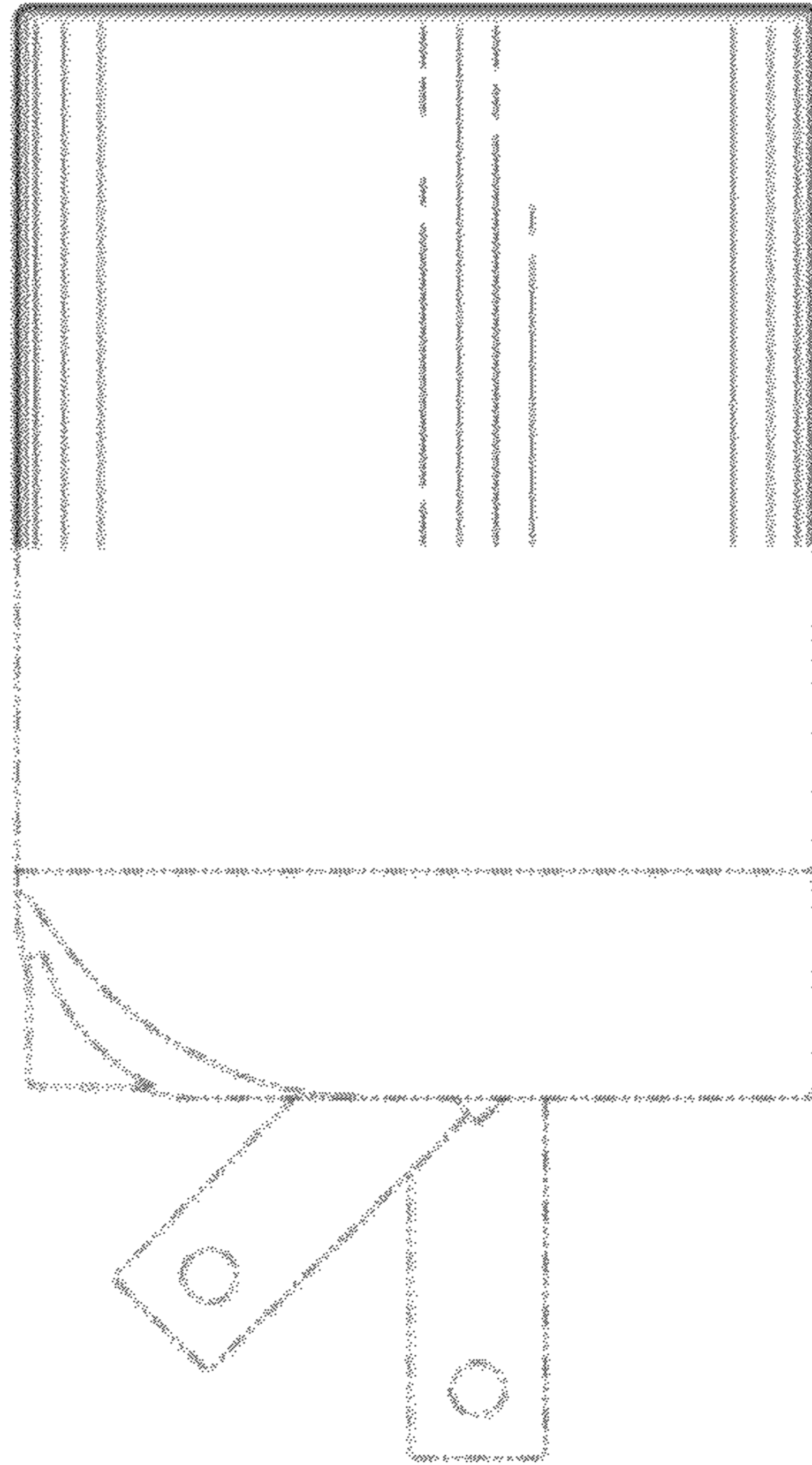


FIG. 2




FIG. 3

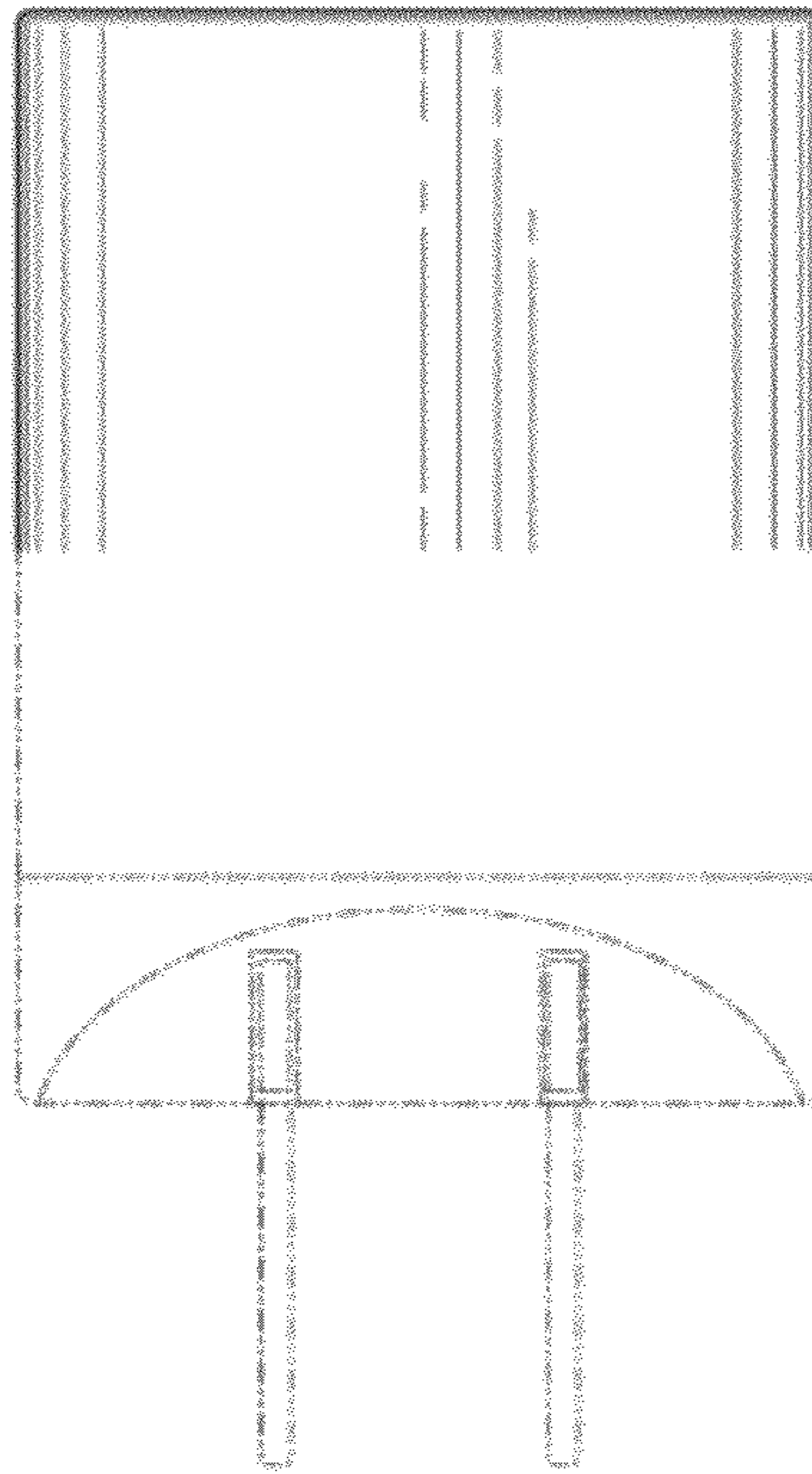


FIG. 4

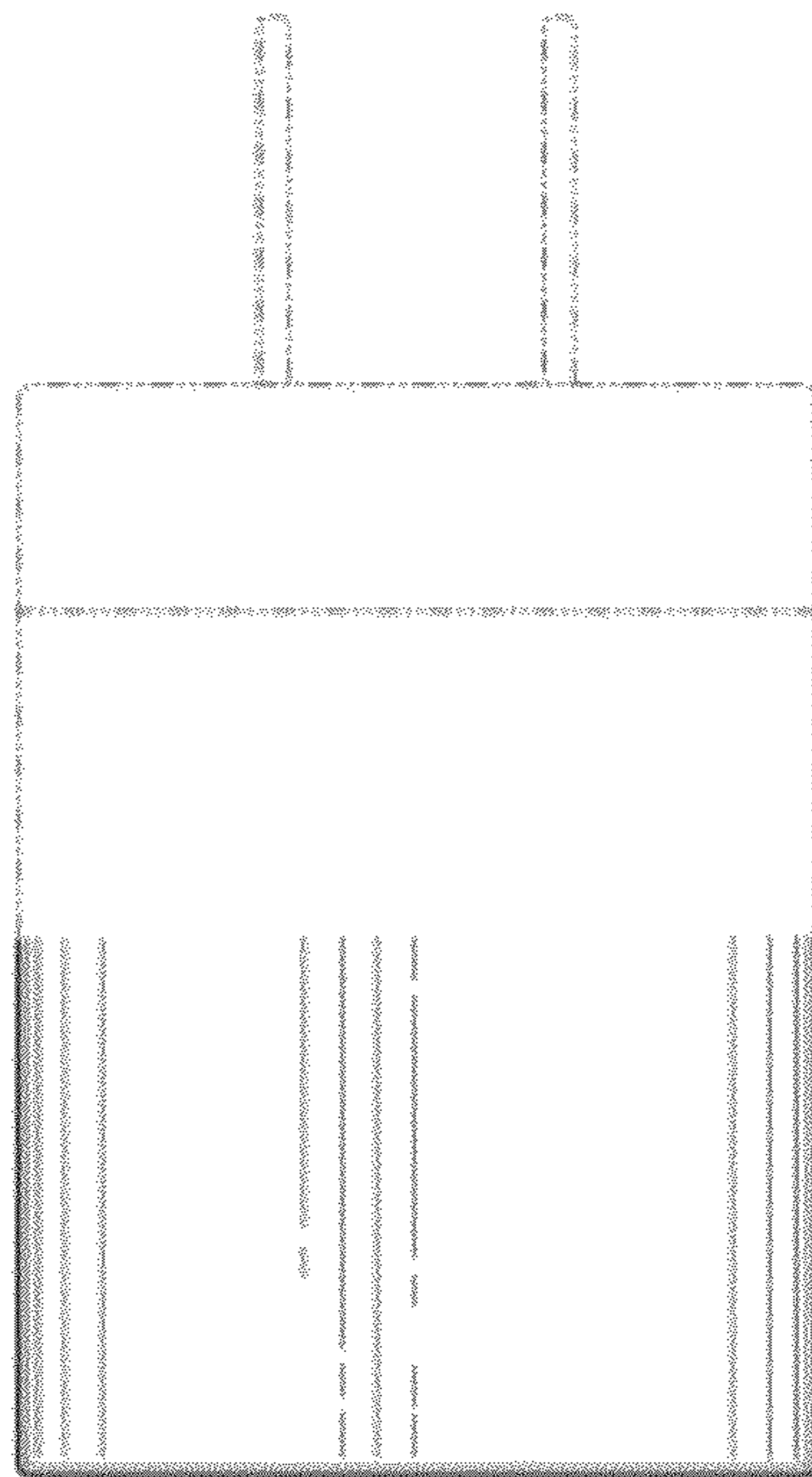


FIG. 5

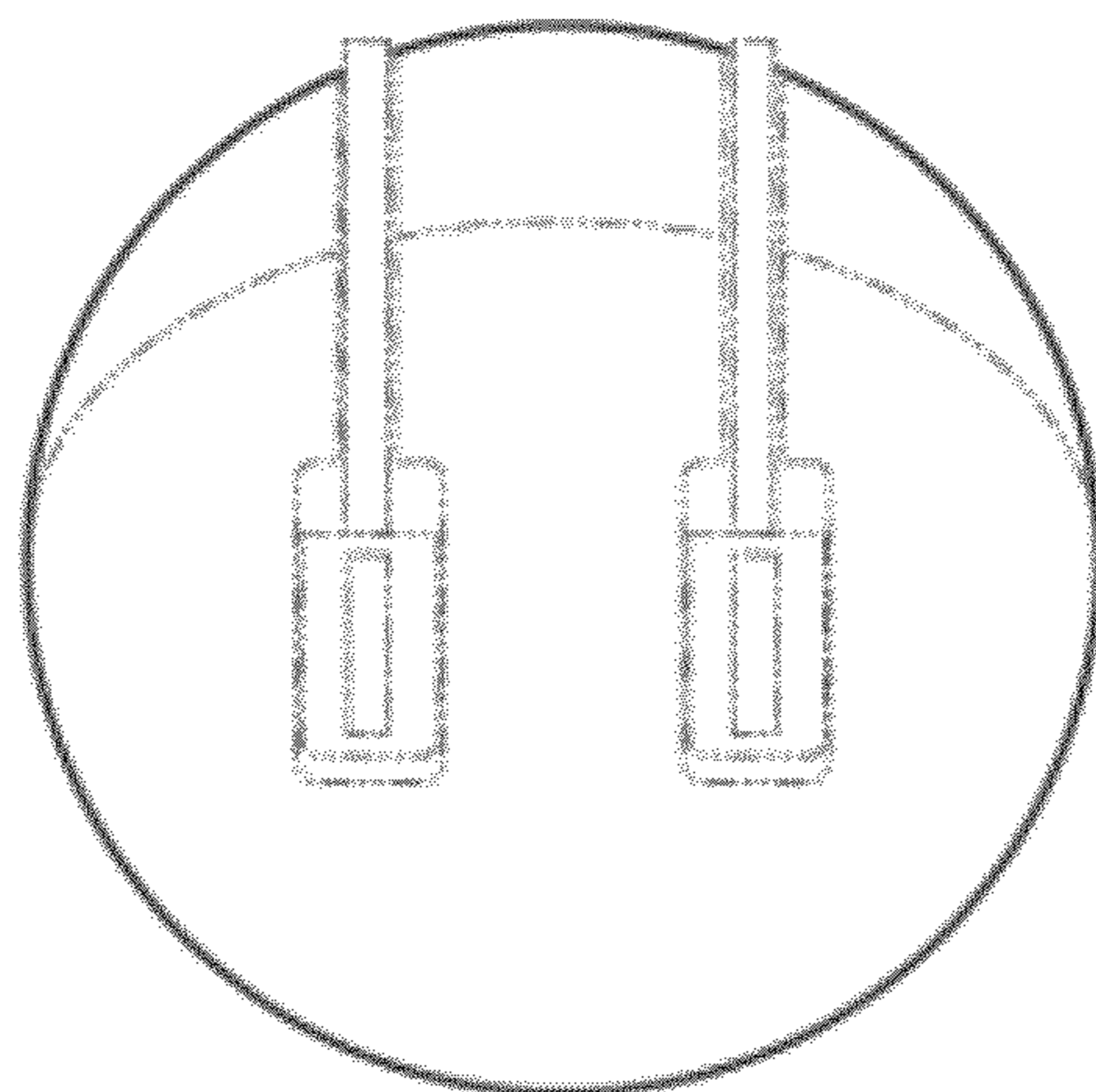


FIG. 6




FIG. 7

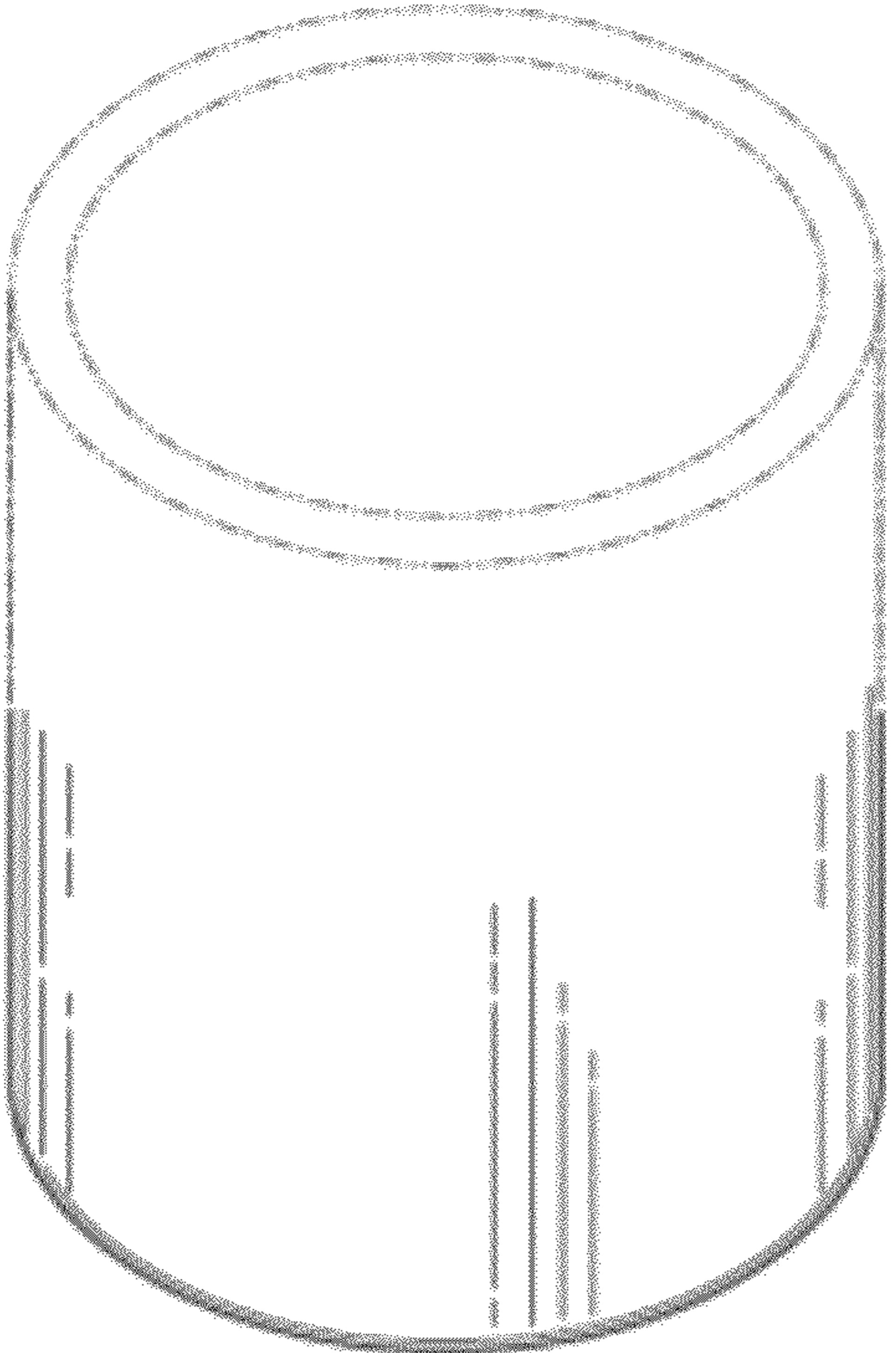
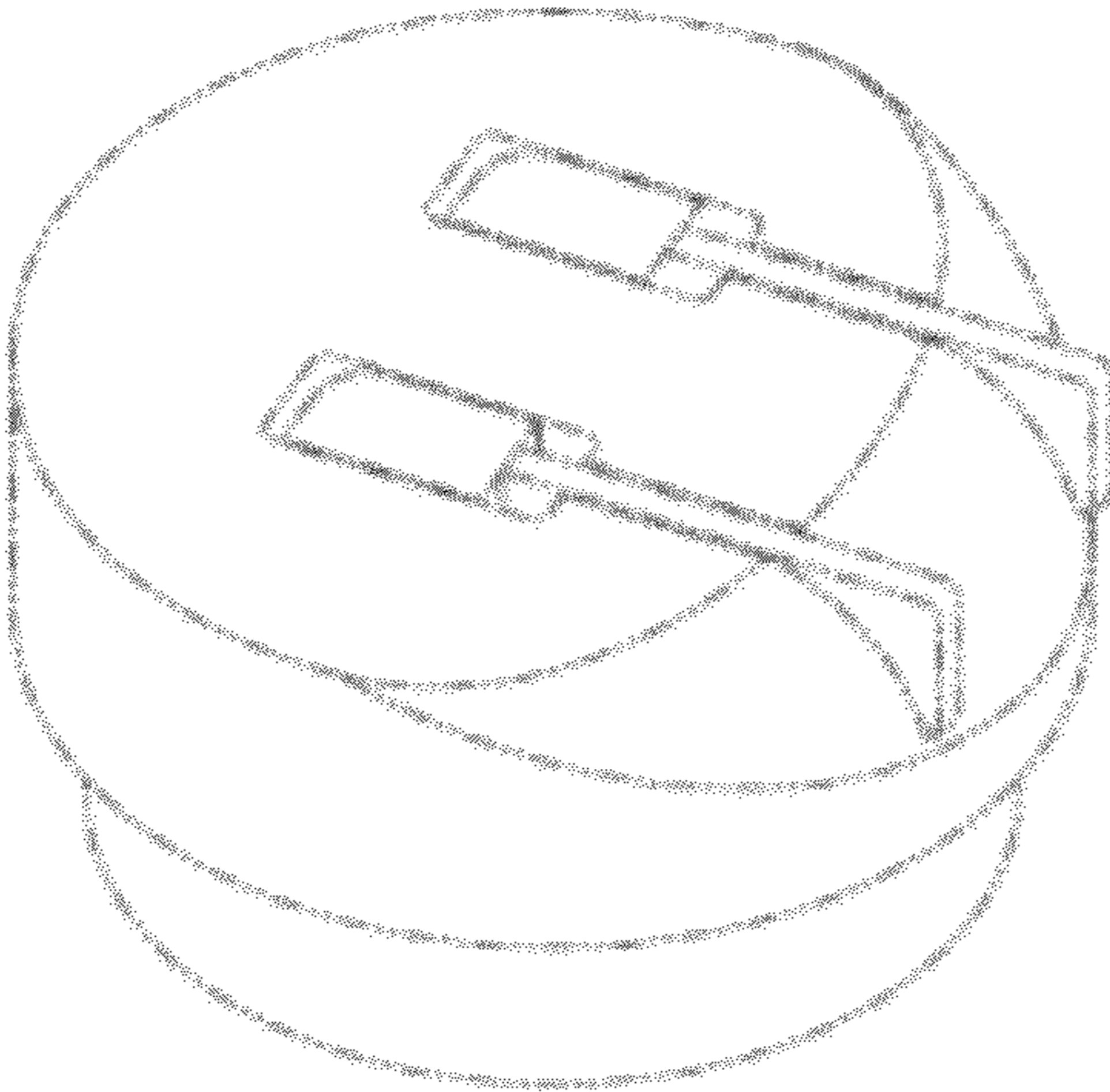


FIG. 8