



US00D660213S

(12) **United States Design Patent**
Ikuma et al.

(10) **Patent No.:** **US D660,213 S**
(45) **Date of Patent:** **** May 22, 2012**

(54) **BODY PORTION OF AN AUTOMOBILE**

(75) Inventors: **Hirokazu Ikuma**, Toyota (JP); **Yukihiro Koide**, Toyota (JP); **Ian Cartabiano**, Newport Beach, CA (US); **Tatsuya Hotta**, Yokosuka (JP); **Tetsuya Nakagawa**, Yokosuka (JP)

(73) Assignee: **Toyota Jidosha Kabushiki Kaisha**, Toyota-shi (JP)

(**) Term: **14 Years**

(21) Appl. No.: **29/382,627**

(22) Filed: **Jan. 5, 2011**

(51) **LOC (9) Cl.** **12-16**

(52) **U.S. Cl.** **D12/196; D12/164**

(58) **Field of Classification Search** D12/86,
D12/90-92, 88, 164, 196; D21/424, 433,
D21/434; 296/181.1, 181.5

See application file for complete search history.

(56) **References Cited**

U.S. PATENT DOCUMENTS

| | | | |
|--------------|--------|-----------------------|--------|
| D504,639 S * | 5/2005 | Oishi et al. | D12/91 |
| D541,702 S * | 5/2007 | D'Aprile et al. | D12/91 |
| D595,615 S * | 7/2009 | Nagafuchi et al. | D12/91 |
| D608,694 S * | 1/2010 | Okue et al. | D12/91 |
| D617,684 S * | 6/2010 | Nagura et al. | D12/92 |
| D619,500 S * | 7/2010 | Hsu et al. | D12/91 |

| | | | |
|--------------|---------|----------------------|--------|
| D622,635 S * | 8/2010 | Scott et al. | D12/92 |
| D624,850 S * | 10/2010 | Yagi et al. | D12/91 |
| D628,938 S * | 12/2010 | Yamazaki et al. | D12/91 |
| D630,553 S * | 1/2011 | Muller | D12/91 |
| D630,554 S * | 1/2011 | Kim | D12/91 |
| D633,823 S * | 3/2011 | Matei et al. | D12/91 |

* cited by examiner

Primary Examiner — Melody N Brown

(74) *Attorney, Agent, or Firm* — Finnegan, Henderson, Farabow, Garrett & Dunner, LLP

(57) **CLAIM**

The ornamental design for a body portion of an automobile, as shown and described.

DESCRIPTION

FIG. 1 is a front left perspective view of a body portion of an automobile of our new design;

FIG. 2 is a front right perspective view thereof;

FIG. 3 is a front view thereof, the rear view being a mirror image thereof, with exception of the fuel door which is not present on the rear view;

FIG. 4 is a left end view thereof;

FIG. 5 is a right end view thereof; and,

FIG. 6 is a top plan view thereof.

The portion of the vehicle in light contrast is environment and is not a part of the claimed design.

1 Claim, 5 Drawing Sheets

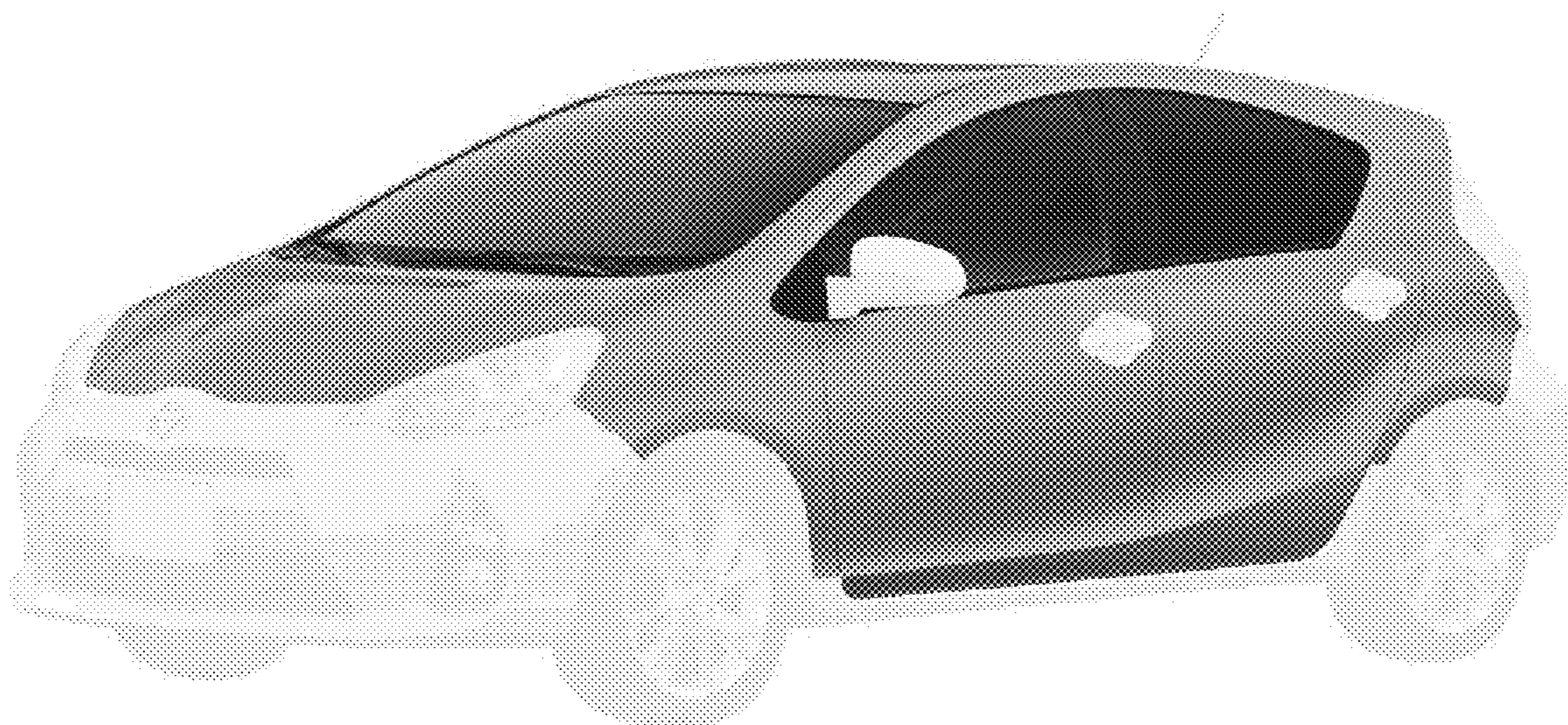




FIG. 1




FIG. 2



FIG. 3




FIG. 4




FIG. 5



FIG. 6