



US00D660212S

(12) **United States Design Patent**
Ikuma et al.

(10) **Patent No.:** **US D660,212 S**
(45) **Date of Patent:** **** May 22, 2012**

- (54) **DOORS FOR AN AUTOMOBILE**
- (75) Inventors: **Hirokazu Ikuma**, Toyota (JP); **Tatsuya Hotta**, Yokosuka (JP); **Tetsuya Nakagawa**, Yokosuka (JP); **Ian Cartabiano**, Newport Beach, CA (US)
- (73) Assignee: **Toyota Jidosha Kabushiki Kaisha**, Toyota-shi (JP)
- (**) Term: **14 Years**
- (21) Appl. No.: **29/382,618**
- (22) Filed: **Jan. 5, 2011**
- (51) **LOC (9) Cl.** **12-16**
- (52) **U.S. Cl.** **D12/196**
- (58) **Field of Classification Search** D12/184,
D12/196, 90-92; 280/152.1, 847-849, 851;
296/181.1, 181.5
See application file for complete search history.

- D601,072 S * 9/2009 Giachin D12/196
- D605,101 S * 12/2009 Mueller D12/196
- D605,572 S * 12/2009 Ward D12/196
- D620,413 S * 7/2010 Huet D12/184
- D633,838 S * 3/2011 Loeb D12/196
- D633,839 S * 3/2011 Matei et al. D12/196
- D636,317 S * 4/2011 Matei et al. D12/196

* cited by examiner

Primary Examiner — Melody N Brown

(74) *Attorney, Agent, or Firm* — Finnegan, Henderson, Farabow, Garrett & Dunner, LLP

(57) **CLAIM**

The ornamental design for doors for an automobile, as shown and described.

DESCRIPTION

FIG. 1 is a front left perspective view of a doors for an automobile of our new design;
 FIG. 2 is a front right perspective view thereof;
 FIG. 3 is a front view thereof, the rear view being a mirror image thereof;
 FIG. 4 is a left side view thereof;
 FIG. 5 is a right side view thereof; and,
 FIG. 6 is a top plan view thereof.
 The portion of the vehicle in light contrast is environment and is not a part of the claimed design. A second embodiment of the present design is a mirror image thereof.

1 Claim, 5 Drawing Sheets

(56) **References Cited**

U.S. PATENT DOCUMENTS

- D508,004 S * 8/2005 Metros et al. D12/196
- D573,522 S * 7/2008 Sato et al. D12/196
- D580,331 S * 11/2008 Gueler et al. D12/196
- D580,332 S * 11/2008 Gueler et al. D12/196
- D592,117 S * 5/2009 Ward D12/196
- D598,355 S * 8/2009 Sato et al. D12/196






FIG. 1



FIG. 2



FIG. 3




FIG. 4




FIG. 5



FIG. 6